


MOULDING SANDS

GRAPHICAL REPRESENTATION OF MECHANICAL COMPOSITION


901-82C12



DERWENT PARK

(32) - AVERAGE FINENESS


907-47K5



EVANDALE

(45)


903-47K1



EVANDALE

(55)

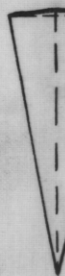
904-47K2



EVANDALE

(57)

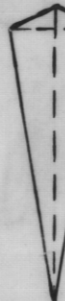
905-47K3



EVANDALE

(59)

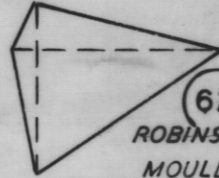
968-82X18



MOONAH

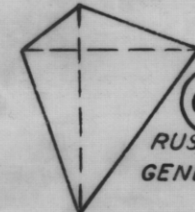
(59)

924-82X15



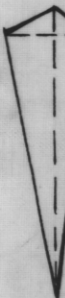
(62)
ROBINSONS FOUNDRY
MOULDING SAND

922-82X13



(66)
RUSSELL ALLPORT
GENERAL MOULDING

906-47K4



EVANDALE

(66)

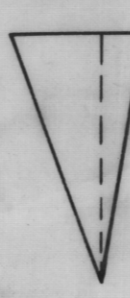
902-82C13



MOONAH

(71)

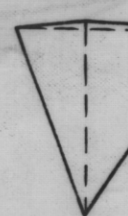
967-82X17



SOUTH ARM

(71)

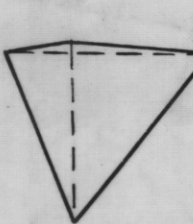
908-47K6



PERTH

(75)

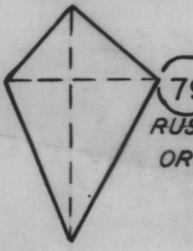
910-47K8



PERTH

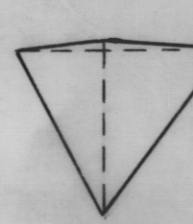
(76)

923-82X14



(79)
RUSSELL ALLPORT
ORIGINAL SAND

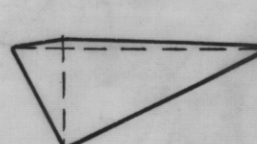
969-82X19



CASCADES

(80)

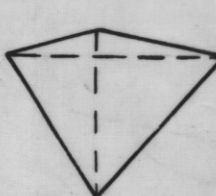
909-47K7



PERTH

(87)

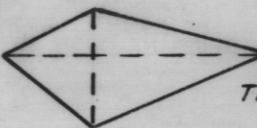
966-82X16



KNOCKLOFTY

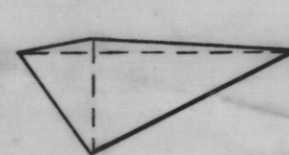
(88)

931-



(88)
TRANSPORT COMMISSION
CORE MOULDS

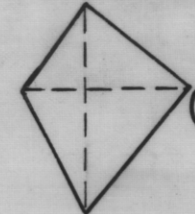
911-47K9



PERTH

(96)

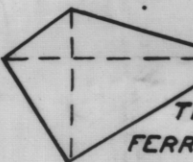
970-82X20



CASCADES

(96)

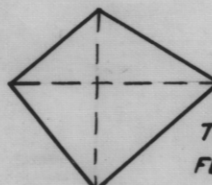
930



(97)

TRANSPORT COMMISSION
FERROUS & BRASS CORE SAND


927



(100)

TRANSPORT COMMISSION
FERROUS MOULDING

921-82X12



(120)

RUSSELL ALLPORT-NON FERROUS
MOULDING

929



(125)

TRANSPORT COMMISSION
BRASS MOULDING

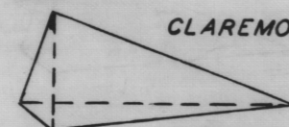
900-82C11



ELWICK

(136)

899-82C10



CLAREMONT

(129)

928-



TRANSPORT COMMISSION
FERROUS MOULDING

(136)

5 cm

1000

1000/M

AFTER
REIS & GALLUP
WISCONSIN SURVEY
BULLETIN 15