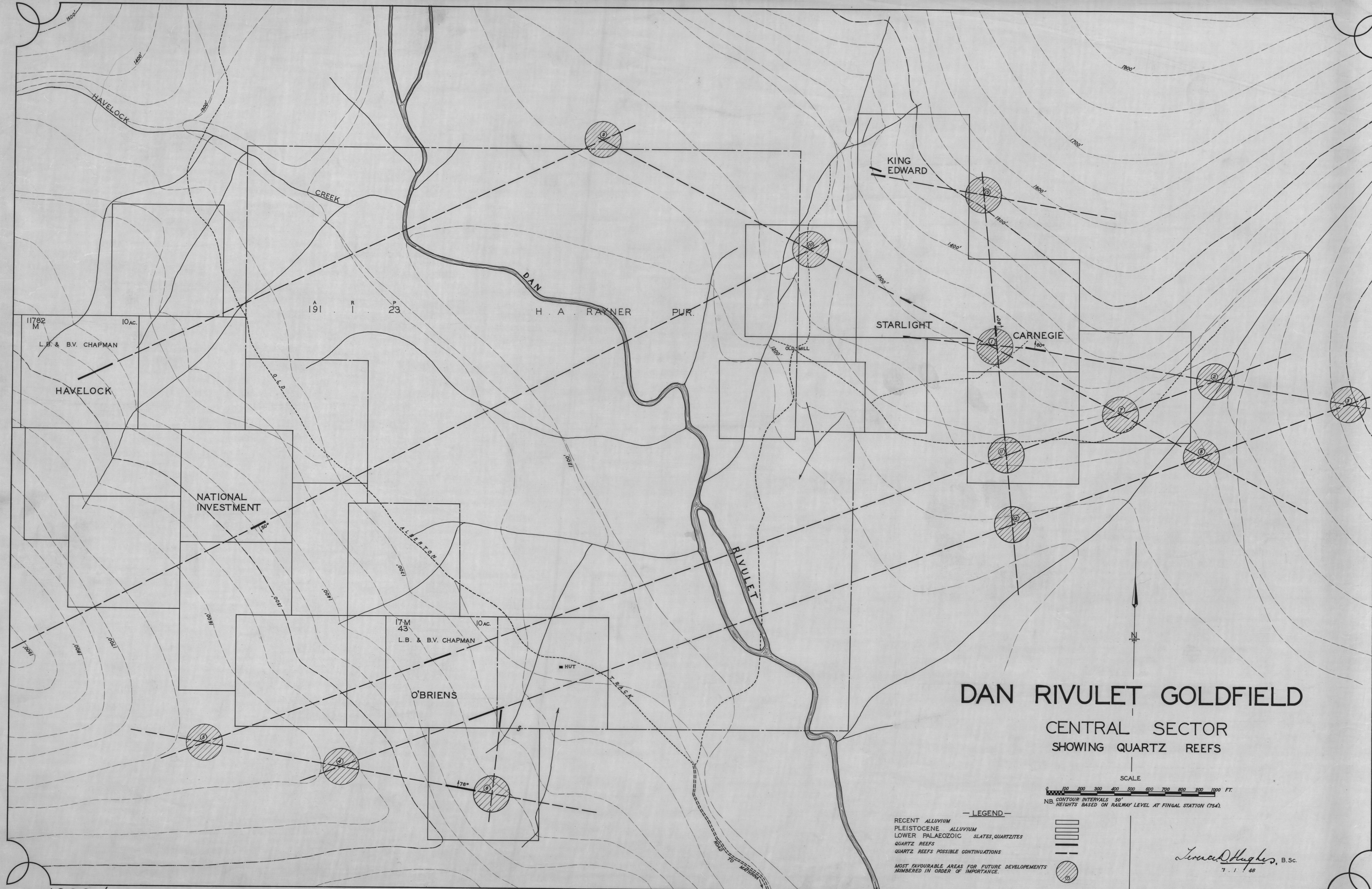



1030

39



**DAN RIVULET GOLDFIELD**  
**CENTRAL SECTOR**  
 SHOWING QUARTZ REEFS

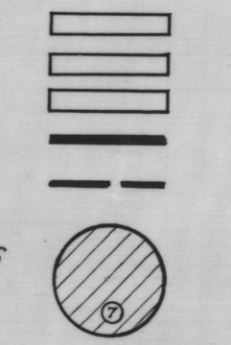
SCALE



NB. CONTOUR INTERVALS 30'  
 HEIGHTS BASED ON RAILWAY LEVEL AT FINGAL STATION (754)

— LEGEND —

- RECENT ALLUVIUM
- PLEISTOCENE ALLUVIUM
- LOWER PALAEOZOIC SLATES, QUARTZITES
- QUARTZ REEFS
- QUARTZ REEFS POSSIBLE CONTINUATIONS
- MOST FAVOURABLE AREAS FOR FUTURE DEVELOPMENTS  
NUMBERED IN ORDER OF IMPORTANCE.



*James O'Hughes*, B.Sc.  
 7. 1. 48

1030 / 40

5 cm