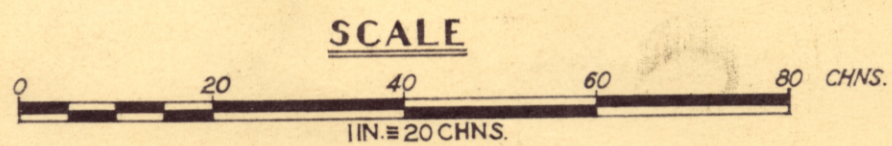


5 cm

# LIMESTONE DEPOSITS — MARIA ISLAND



## LEGEND

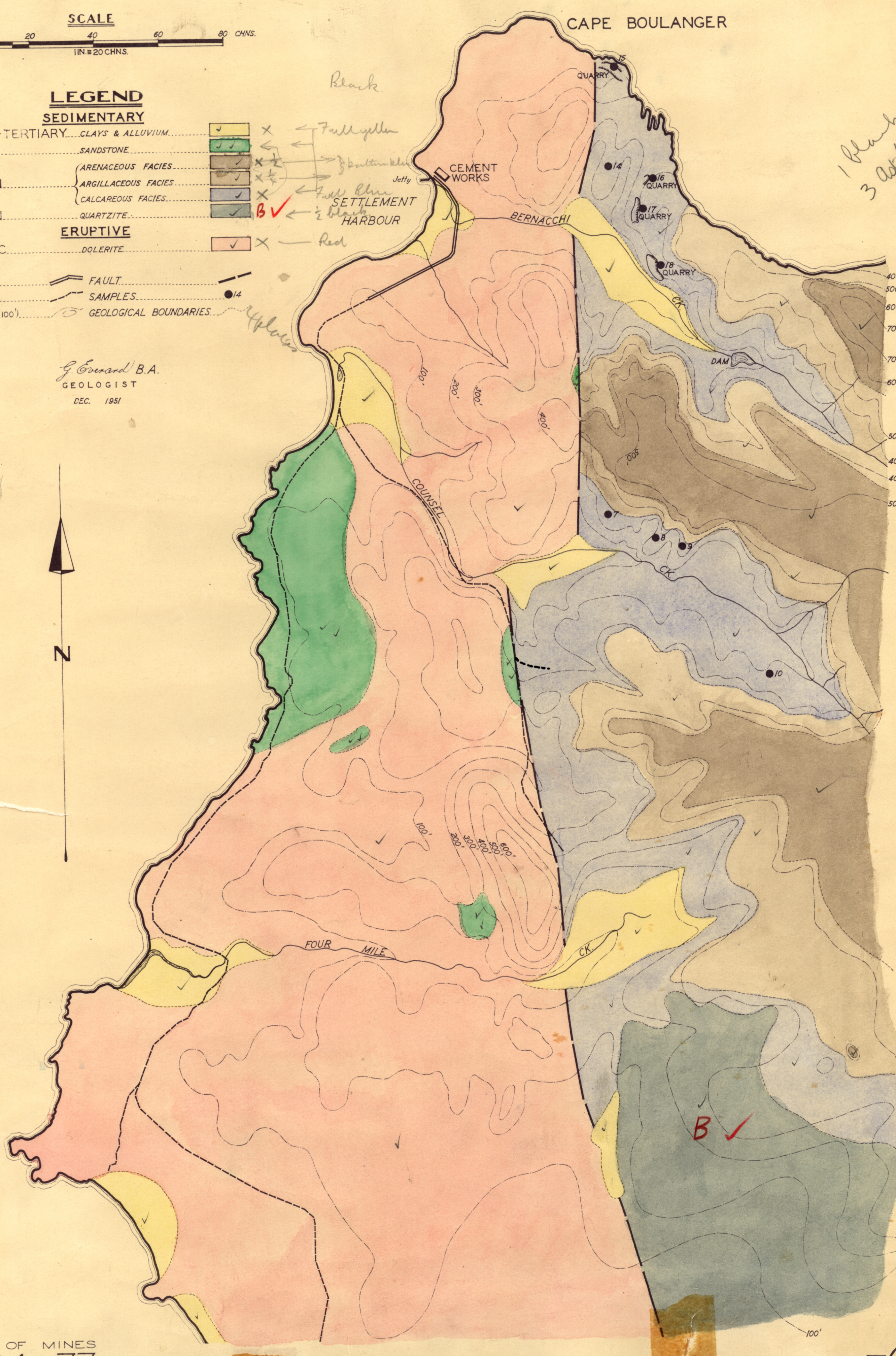

SEDIMENTARY	
RECENT-TERTIARY	CLAYS & ALLUVIUM
TRIASSIC	SANDSTONE
PERMIAN	ARENACEOUS FACIES
	ARGILLACEOUS FACIES
	CALCAREOUS FACIES
SILURIAN	QUARTZITE
ERUPTIVE	
JURASSIC	DOLERITE

*Black*  
*Full yellow*  
*Full blue*  
*Settlement Harbour*  
*Red*

*1 Blank*  
*3 Admiration*

ROAD — FAULT —  
 TRACKS — SAMPLES —  
 CONTOURS (100') — GEOLOGICAL BOUNDARIES —

*G. Evenden B.A.*  
 GEOLOGIST  
 DEC. 1951



RETURN PT