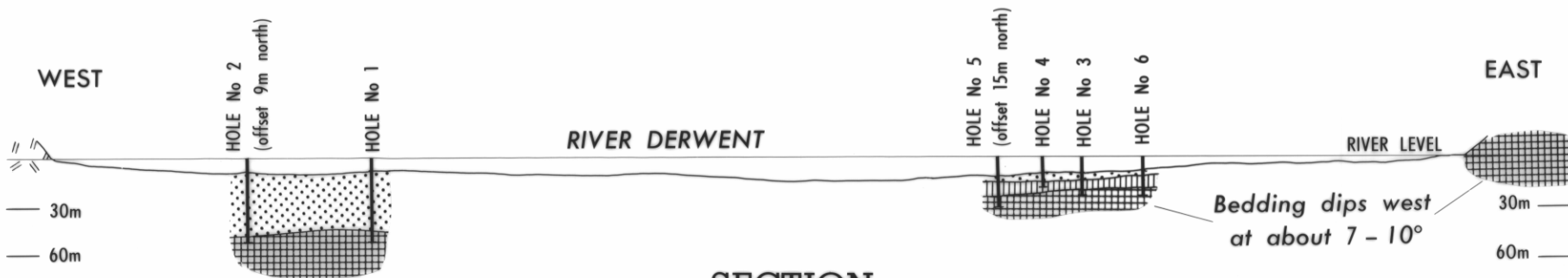


2337

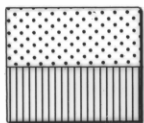
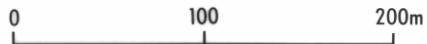
378

5 cm

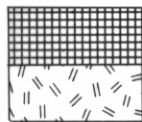


SECTION DOWSING POINT - COURTOYS POINT

Geology by I.B.JENNINGS



Soft muds etc.
Clay and shingle.



Triassic sandstone and shale (see detailed log).
Dolerite.