


5 cm


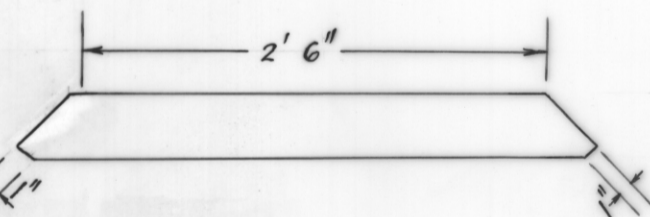
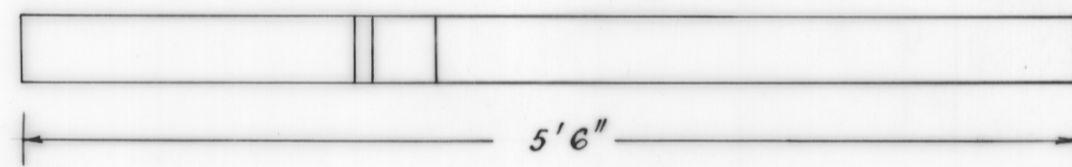
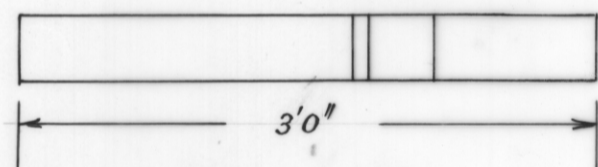
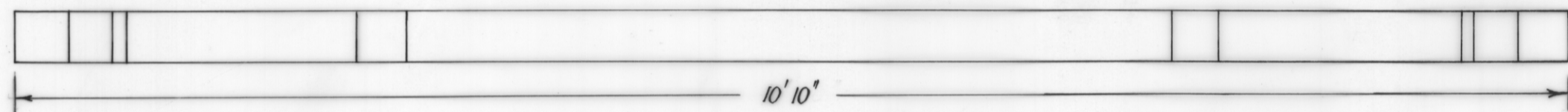


MT. CAMERON WATER RACE

FRAME FOR CHUM FLUME.

SCALE 1" = 1 FT.

INDICATED DISTANCES TO HAVE PREFERENCE TO SCALE.



HARDWOOD MATERIAL LIST.			
ITEM	SIZE	QUANTITY	SUPER FEET.
A	6" x 4" x 10' 10"	33 OFF	714
B	4" x 4" x 3' 0"	50 "	200
C	4" x 4" x 5' 6"	16 "	117
D	4" x 4" x 3' 0 1/2"	66 "	268
PLANKS	12" x 2" x 24' 0"	45 "	2160
"	12" x 2" x 12' 0"	9	216
COVER STRIPS	3" x 1" x 24' 0"	40	240
"	3" x 1" x 12' 0"	8	24
			TOTAL 3939

- N.B.
- 1 PROVISION IS MADE TO RAISE SIDES 6" IF REQUIRED.
 - 2 BRACES NAILED TO BEARERS & POSTS.

