

257

327

5 cm

GOVERNMENT BORING PLANT


GLADSTONE

CHAS BARNES & R HARVEY

PROSPECTING AREA

VICINITY TAMAR WORKINGS

SCALE 64 INCHES TO ONE MILE




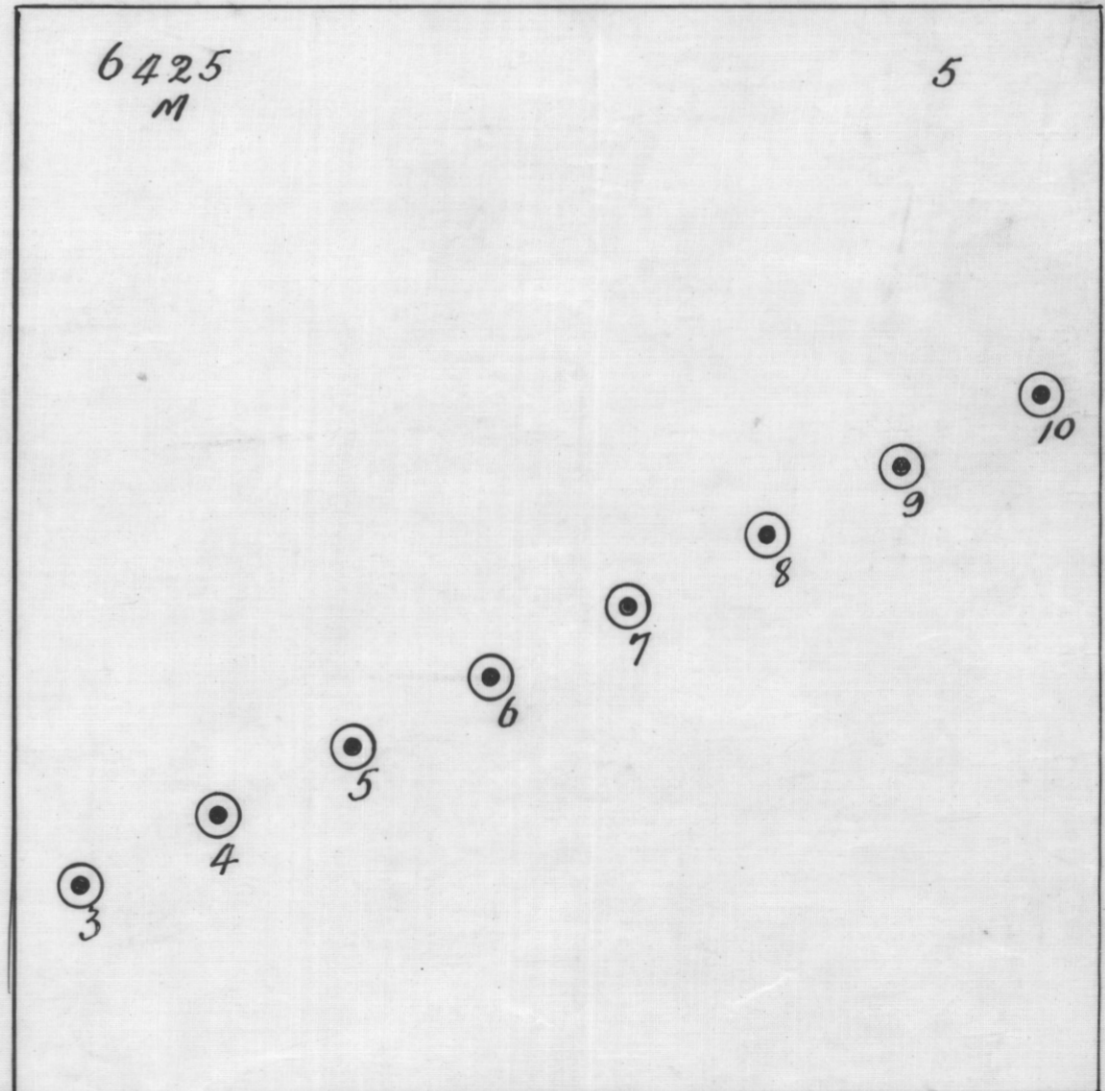
SKETCH PLAN

Harry J. Roach  
FOREMAN.

11

PARTICULARS OF BORES

BORE LINE NUMBER	1										2														
BORE NUMBER	1	2	3	4	5	6	7	8	9	10	11														
MATERIAL																									
SURFACE	2	6	1	0	1	0	0	6	1	0	1	0	0	6	2	0	1	0	1	6	2	6			
CEMENT	1	0	1	6	1	6	1	6	2	0										0	6	0	6		
LOAM	0	6						1	6	1	6				1	6									
CLAY	1	0	7	6	3	6																			
CLAYEY GRAVEL	3	0	4	0						3	6												5	6	
SANDY CLAY				1	6	4	0	1	6					2	0	3	6	1	0	7	0				
GRAVEL					5	0	5	6	1	0	1	0	3	6										1	6
SAND						13	0			4	6	1	6	7	6	5	0	13	0						
GRAVEL & WASH																				1	0				
SOFT GRANITE BOTTOM	1	0	3	0																					
SOFT SLATE BOTTOM				2	6	2	0	1	6	2	6	2	0	1	6	3	6	4	0	4	0				
DEPTH	9	0	17	0	10	0	13	0	24	6	9	6	11	6	13	0	14	6	18	0	27	0			
VALUE STREAM TIN IN LB PER CUBIC YARD	NIL	NIL	COLORS	COLORS	TRACE	LITTLE TIN	0.18	LITTLE TIN	NIL	NIL	NIL														



257/25

9-601