

204

5 cm

SERIES I (1882-83)

N°6

SERIES II (1889)


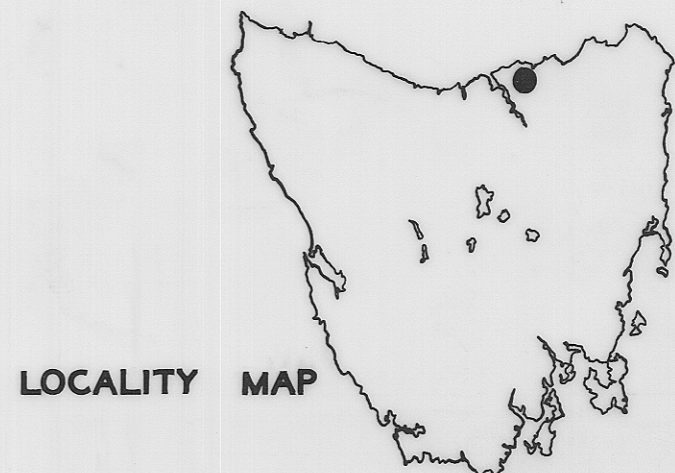
N°4







SERIES III (1932)

N°3

ASPECTS OF THE BACK CREEK GOLDFIELD

A COLUMNAR INTERPRETATION OF THE CORE LOG OF THE DEEPEST BOREHOLE FROM EACH OF THE THREE SERIES DRILLED



-  Surface shaft, superficial sandy clays
-  Basalt - soft and hard
-  Basaltic clay
-  Gravel, drift, wash; with or without cement
-  Brown blue and black sandy clay, with wood fragments and sometimes sparse pebbles
-  Mathinna Beds

Reduce to 4"

fig 8

477