
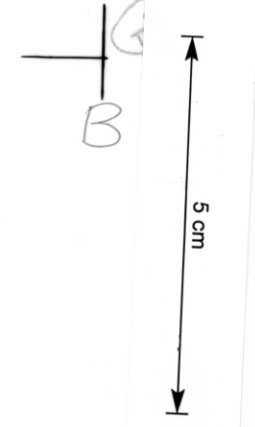

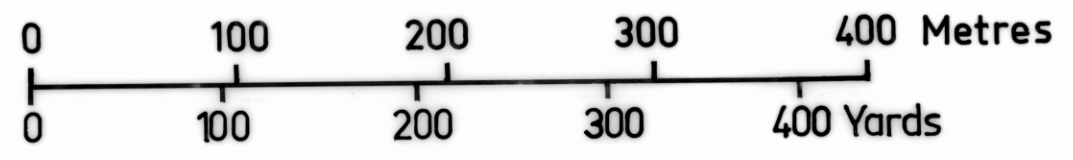



A



a. Structural profile of Mathinna Beds at Beechford  
 b. Suggested generalised regional structure

3523.30

Structural Profiles of Mathinna Beds  
 - East Tamar

554

3523