

5 cm

40

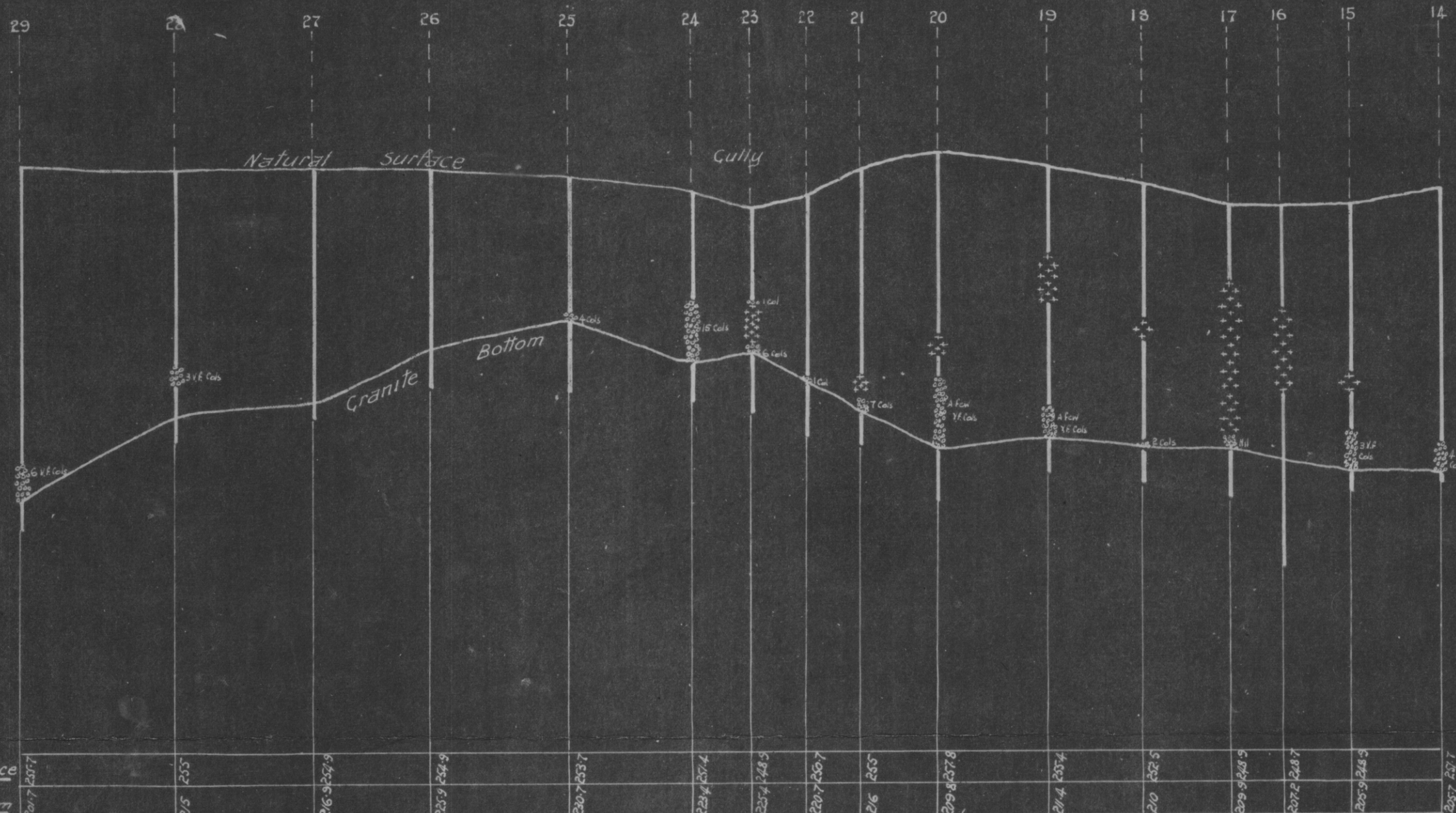
LONGITUDINAL SECTIONS OF BORE LINES

SHOWING GRANITE FALSE BOTTOM, COLORS OF GOLD, ETC.


REFERENCE

Granite False Bottom shown thus: [Symbol]
Mill Wash or Drift consisting of quartz sand with sandstone & quartz fragments shown thus: [Symbol]


Scales: Horizontal 60 Feet to Inch
Vertical 20 Feet to Inch




No. 1 BORE LINE




No. 1^A BORE LINE



No. 1^B BORE LINE



No. 1^C BORE LINE



SHOWING RELATIVE POSITION OF GRANITE BOTTOM IN NOS 1, 1^A, 1^B, & 1^C BORE LINES

Scales: Hor. & Vert. 20 Feet to Inch.

353/31

LISE GOL
MNC 30