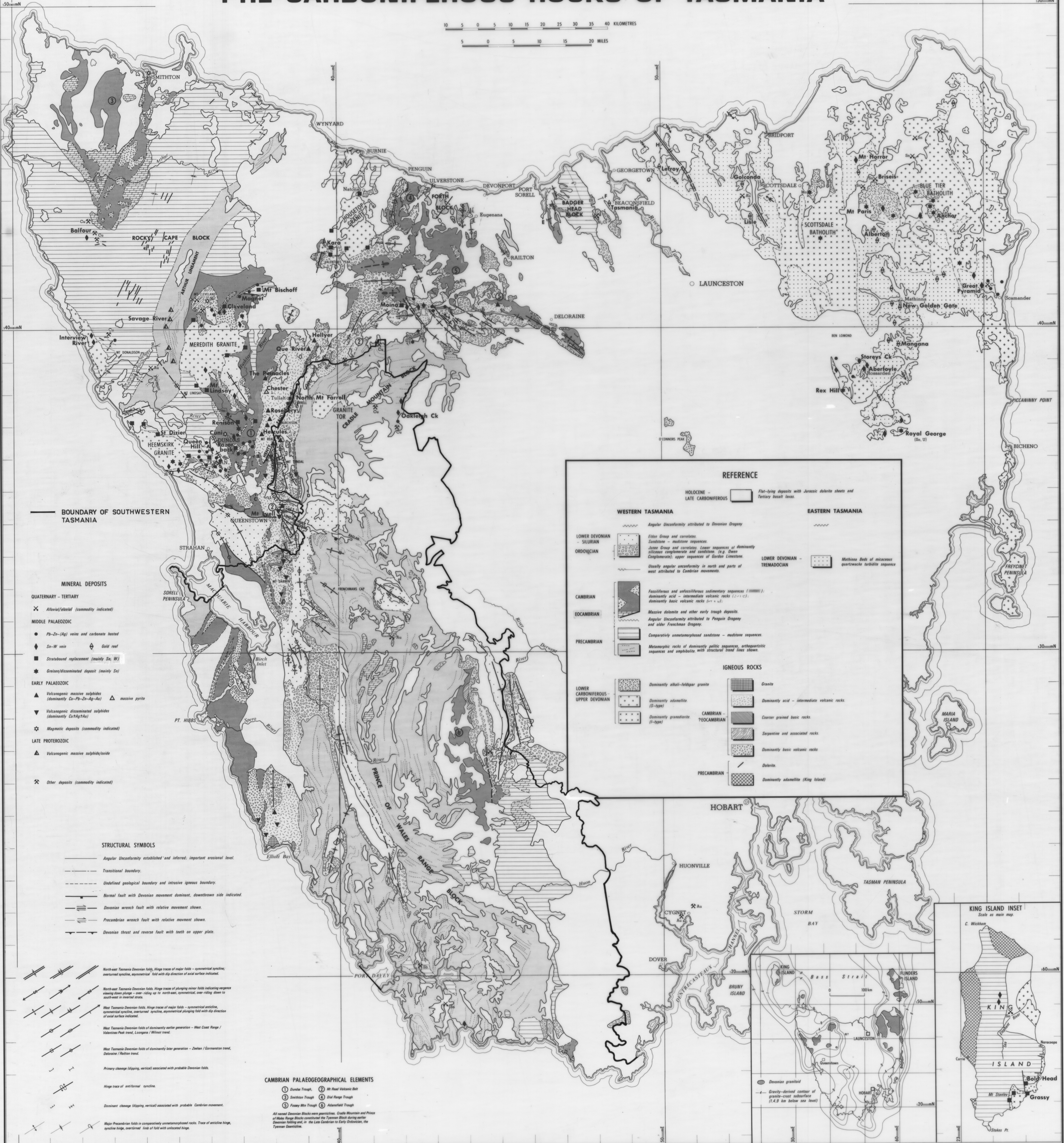



DEPARTMENT OF MINES - TASMANIA

METALLOGENIC AND STRUCTURAL MAP OF PRE-CARBONIFEROUS ROCKS OF TASMANIA



BOUNDARY OF SOUTHWESTERN TASMANIA

MINERAL DEPOSITS

- QUATERNARY - TERTIARY
 - Alluvial/estuarine (commonly indicated)
- MIDDLE PALAEOZOIC
 - Pb-Zn-(Ag) veins and carbonate hosted
 - Sa-W vein
 - Stratabound replacement (mainly Sn, W)
 - Greisens/Disseminated deposit (mainly Sn)
- EARLY PALAEOZOIC
 - Volcanogenic massive sulphides (dominantly Cu-Pb-Zn-Ag-Au)
 - Volcanogenic disseminated sulphides (dominantly Cu-Ag-Au)
 - Magmatic deposits (commonly indicated)
- LATE PROTEROZOIC
 - Volcanogenic massive sulphide/oxide
- Other deposits (commonly indicated)

STRUCTURAL SYMBOLS

- Angular discordance established and inferred, important erosional level.
- Transitional boundary.
- Undefined geological boundary and intrusive igneous boundary.
- Normal fault with Devonian movement dominant, downthrown side indicated.
- Devonian wrench fault with relative movement shown.
- Precambrian wrench fault with relative movement shown.
- Devonian thrust and reverse fault with teeth on upper plate.

- North-east Tasmania Devonian folds, hinge traces of major folds - symmetrical synclinal, overturned anticline, asymmetrical fold with dip direction of axial surface indicated.
- North-east Tasmania Devonian folds, hinge traces of plunging minor folds indicating vergence towards down-plunge - near rising up to north-east, symmetrical, over-riding down to south-west or inverted thrust.
- West Tasmania Devonian folds, hinge traces of major folds - symmetrical anticline, symmetrical syncline, overturned syncline, asymmetrical plunging fold with dip direction of axial surface indicated.
- West Tasmania Devonian folds of dominantly earlier generation - West Coast Range / Vancouver Head tract, Longford / Balfour tract.
- West Tasmania Devonian folds of dominantly later generation - Zeehan / Gormanston tract, Deloraine / Balfour tract.
- Primary cleavage (slipping, vertical) associated with probable Devonian folds.
- Hinge trace of anticlinal syncline.
- Dominant cleavage (slipping, vertical) associated with probable Cambrian movement.
- Major Precambrian folds in comparatively unmetamorphosed rocks. Trace of anticline hinge, syncline hinge, overturned limb of fold with unobscured hinge.

CAMBRIAN PALAEOGEOGRAPHICAL ELEMENTS

- 1 Dundee Trough
 - 2 Mt Reed Volcanic Belt
 - 3 South-east Trough
 - 4 Dal Range Trough
 - 5 Flamingo Mts Trough
 - 6 Adamfield Trough
- All named Devonian Blocks were pre-Cambrian. Cradles Mountain and Prince of Wales Range blocks constituted the Tasman Block along with the Devonian folding and, in the Late Devonian to Early Ordovician, the Tasmanian Devonian.

REFERENCE

HOLOCENE - flat-lying deposits with Jurassic detrital sheets and Tertiary basalt flows.

LATE CARBONIFEROUS

WESTERN TASMANIA

Angular discordance attributed to Devonian Orogeny

LOWER DEVONIAN - SILURIAN: Filson Group and correlates; Sandstone - mudstone sequences.

ORDOVICIAN: Jones Group and correlates; Lower sequences of dominantly siliceous conglomerates and sandstone (e.g. Shear Conglomerate); upper sequences of Gaskin Limestone.

CAMBRIAN: Facies-rich and unmetamorphosed sedimentary sequences (S1-S2); dominantly acid - intermediate volcanic rocks (V1-V2); dominantly basic volcanic rocks (V3-V4).

EOCAMBRIAN: Massive dolomite and other early trough deposits.

PRECAMBRIAN: Comparatively unmetamorphosed sandstone - mudstone sequences.

EASTERN TASMANIA

Massive sheet of micaceous quartzite turbidite sequence

LOWER DEVONIAN - TREMADOCIAN

Metamorphic rocks of dominantly pelitic sequences, orthoquartzitic sequences and amphibolites with structural trend lines shown.

IGNEOUS ROCKS

LOWER CARBONIFEROUS - UPPER DEVONIAN: Dominantly alkali-feldspar granite	Granite
Dominantly adamellite (S-type)	Dominantly acid - intermediate volcanic rocks (S-type)
Dominantly granodiorite (I-type)	Coarse grained basic rocks
	Serpentine and associated rocks
	Dominantly basic volcanic rocks
	Debris
	Dominantly adamellite (King Island)

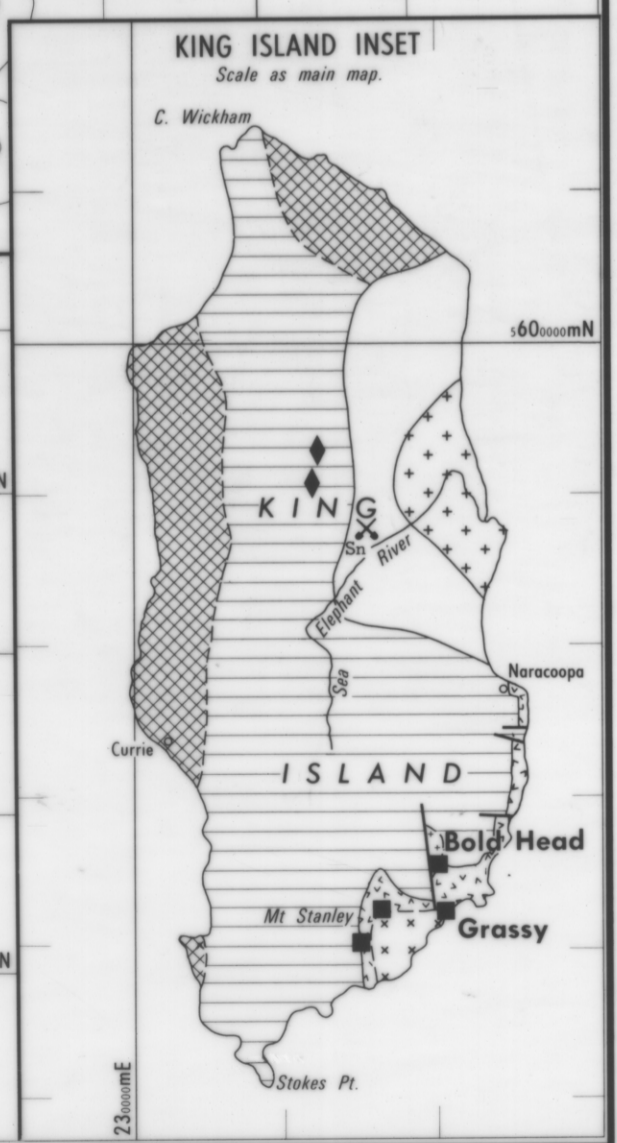


Fig.1