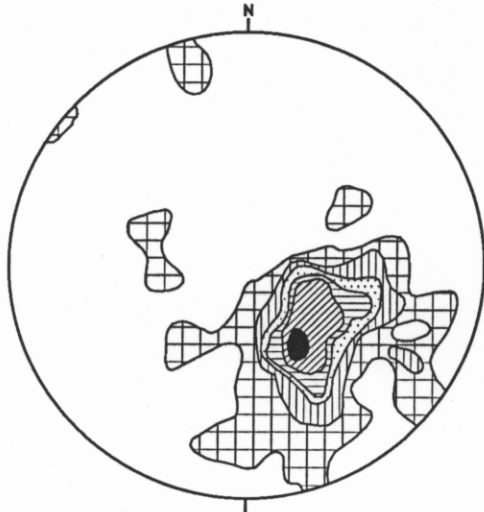
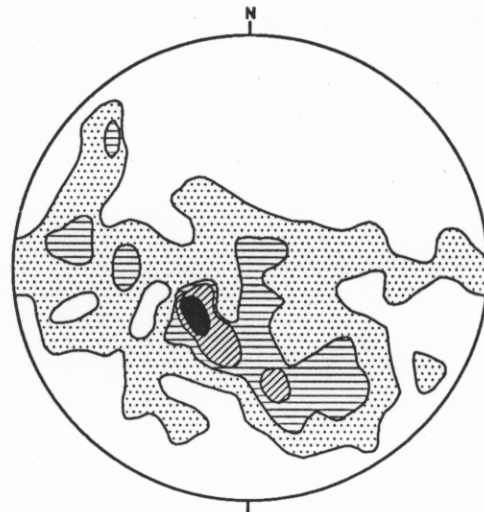


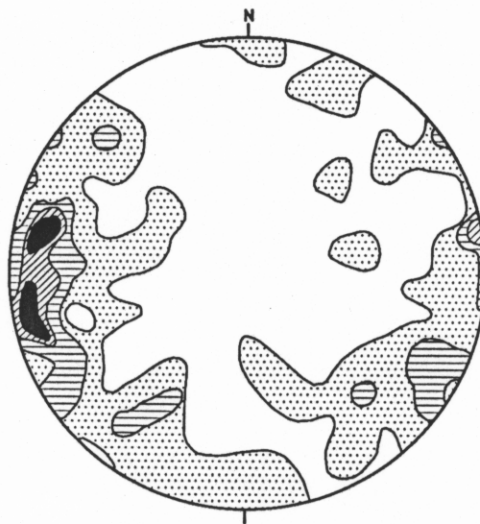
5 cm



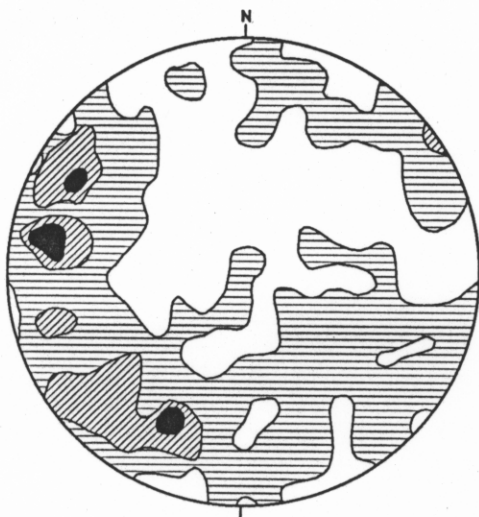
(e) Sub-area E. Contours at 1, 3, 5, 7, 10, 15%; 89 points



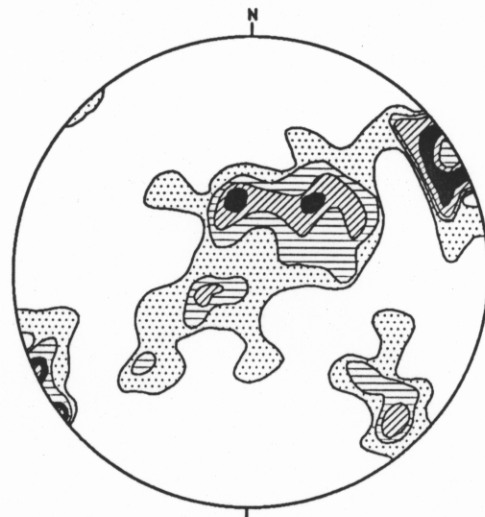
(f) Sub-area F. Contours at 1, 3, 5, 7%; 130 points



(g) Sub-area H. Contours at 1, 3, 5, 7%; 131 points



(h) Sub-area J. Contours at 1, 3, 5%; 195 points



(i) Owen Conglomerate, whole area. Contours at 1, 3, 5, 7%; 51 points

Figure 14. Stereoplots of poles to bedding (continued from previous page). Sub-areas are shown in Figure 12.

685

5265 P