


LEGEND

QUATERNARY




Sand and gravel

TERTIARY



Basalt




Sand and gravel

JURASSIC




Dolerite

PERMIAN



Flowerdale Sandstone – dominantly coarse-grained sandstone with fossiliferous and pebbly sandstone and siltstone at base



Preolenna Coal Measures – sandstone with carbonaceous shale and thin coal seams



Inglis Siltstone – mudstone with fossiliferous siltstone at top and oil shale at base



Wynyard Tillite – mainly pebbly mudstone including tillite and prominent sandstone beds

PRECAMBRIAN KEITH METAMORPHICS



Phyllite



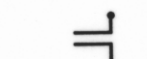
Pelitic, calcic and basic schist



Fault – position approximate



Geological boundary – position approximate



Adit