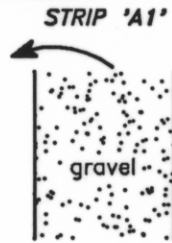


**PLAN OF TWO PATCHES 'A' AND 'B'
 TO SHOW THE SEQUENCE OF STRIPPING OVERBURDEN,
 BACKFILL WITH TAILINGS AND REHABILITATION**

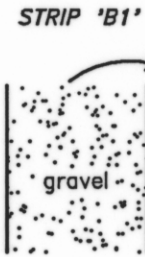
PATCH 'A'

PATCH 'B'


STAGE 1



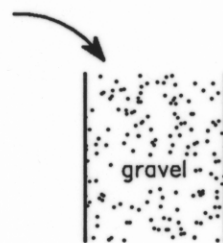
Place peat at side of strips



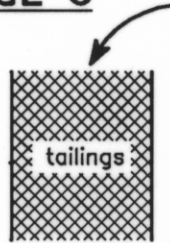
STAGE 2




Remove gravel from Strip 'A1' and place in Strip 'B1'



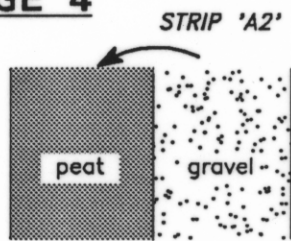
STAGE 3



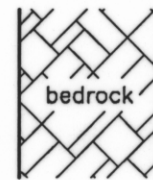
Process all gravel from Strip 'B1' and place tailings in Strip 'A1'



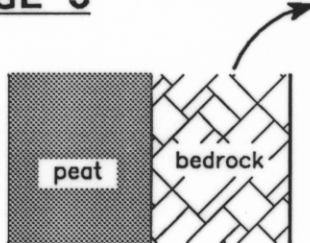
STAGE 4



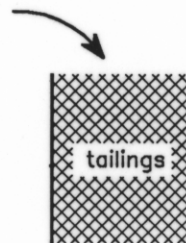
Place peat from Strip 'A2' on tailings in Strip 'A1'



STAGE 5



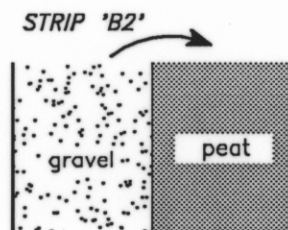
Process gravel from Strip 'A2' and place tailings in Strip 'B1'



STAGE 6



Place peat from Strip 'B2' on tailings in Strip 'B1'



5 cm

316

5367B