




-  Tasmania Basin
-  Outcrop / subcrop of Wurawina Supergroup, Southern Tasmania
-  Generalised contours drawn on CAI values, Gordon Group

