

5

3700

3500

3500

3700

3900


4100

4300

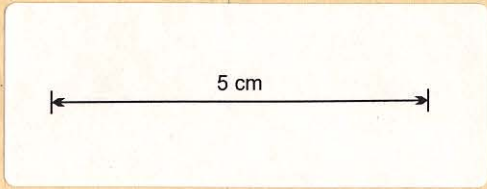
N

Markings collapsed and inaccessible

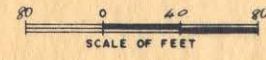
12" van margin



// LEVEL



5856MH



Nº2 VEIN NORTH AND Nº2 VEIN SPLIT
STRUCTURE CONTOUR DIAGRAM

SURVEY	-	-	-	-
GEOLOGY	-	RAT	-	-
ENGINEERING	-	-	-	-
DRAWN	-	-	-	-
TRACED	-	-	-	-
REFERENCE	-	-	-	-
PRINT NO.	-	-	-	-
DRAWING No.	-	-	-	-

DRAWER: