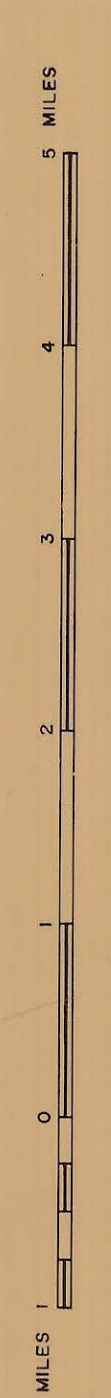
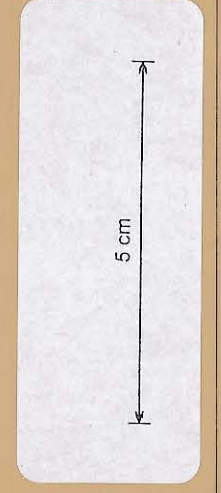


TOTAL MAGNETIC INTENSITY
 AEROMAGNETIC SURVEY - KING ISLAND
 KING ISLAND SCHEELITE (1947) LTD.
 SCALE 1 : 63,360 (APPROX.)



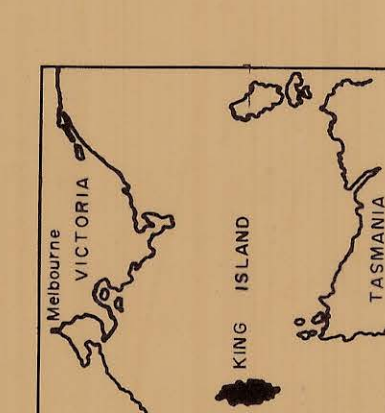
AERO SERVICE LTD
 A DIVISION OF LITTON INDUSTRIES
 STONEY, AUSTRALIA

COMPILED AND DRAWN BY
 GEODRAFTING SERVICES LIMITED
 MELBOURNE, AUSTRALIA



6761

LOCALITY DIAGRAM



10 GAMMA
 ARBITRARY
 500' M.T.C.

CONTOUR INTERVAL
 BASE INTENSITY
 ALTITUDE

COMPILED FROM UNCONTROLLED PHOTO - MOSAICS