

GEOLOGICAL SKETCH MAP OF DALMAYNE AREA

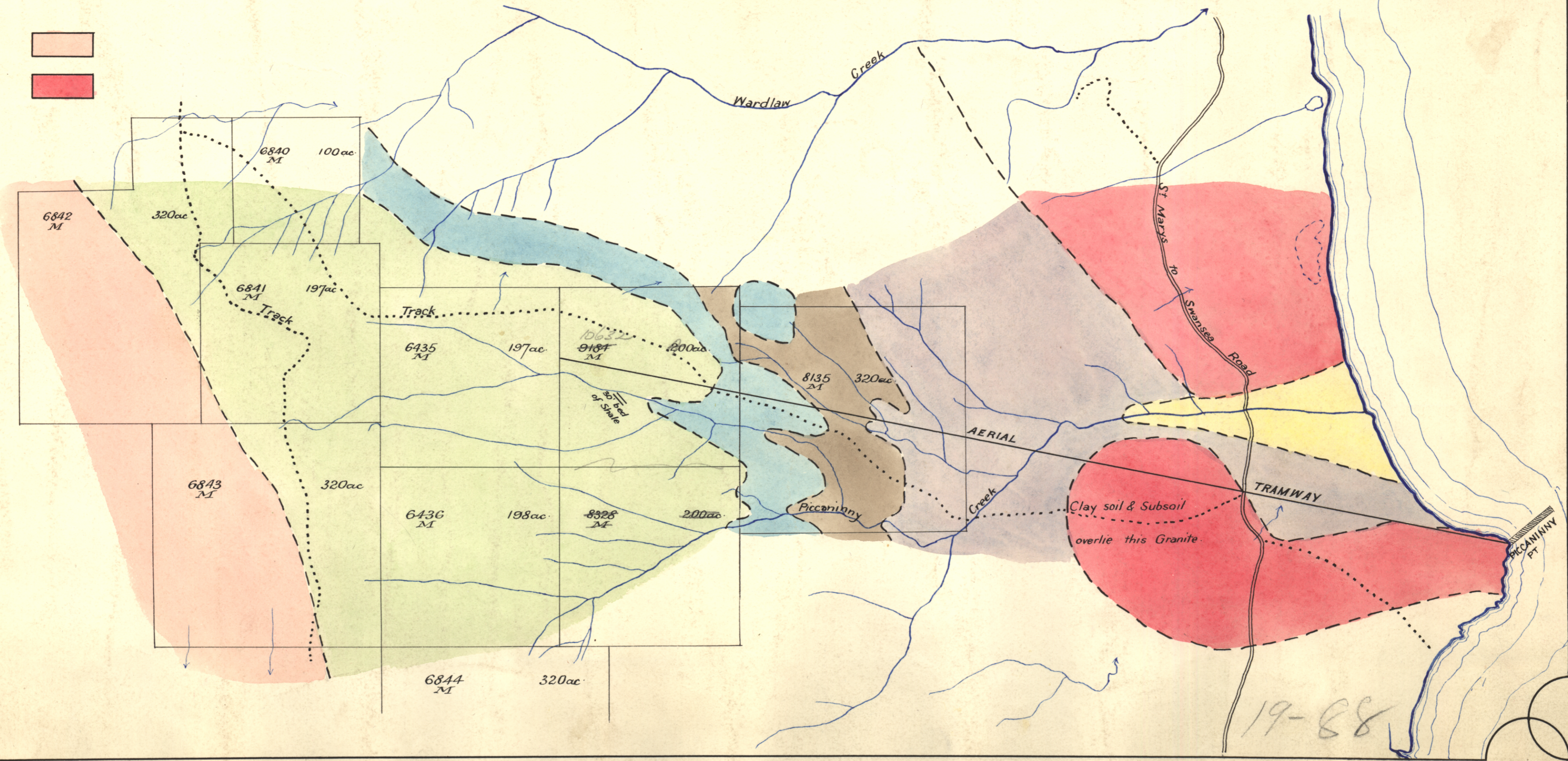
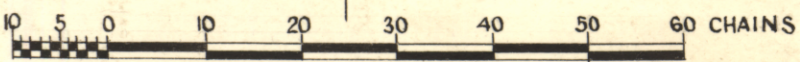

LEGEND

SEDIMENTARY

<i>Recent</i>	Alluvium	
<i>Trias-Jura</i>	Sandstones & Shales	
<i>Permo-Carboniferous</i>	Limestone	
	Basal Beds	
<i>Cambro-Ordovician</i>	Slates	

IGNEOUS

<i>Upper Mesozoic</i>	Diabase	
<i>Devonian</i>	Granite	



P. B. Nye
Government Geologist
May 1926.

71C/49

19-88