










-  SILURIAN SANDSTONES & SHALES
-  GORDON LIMESTONE, THIN SANDSTONE AT BASE (=OWEN CONGLOMERATE)
-  UNDIFFERENTIATED MUDSTONES, GREYWACKES ETC.

-  KERATOPHYRIC TUFFS WITH ALBITE & AUGITE
-  SPILITES
-  AGGLOMERATE

-  DARWIN KERATOPHYRE
-  QUARTZ SANDSTONES (Miners Ridge)
-  QUARTZ KERATOPHYRES