KING ISLAND SCHEELITE MINE

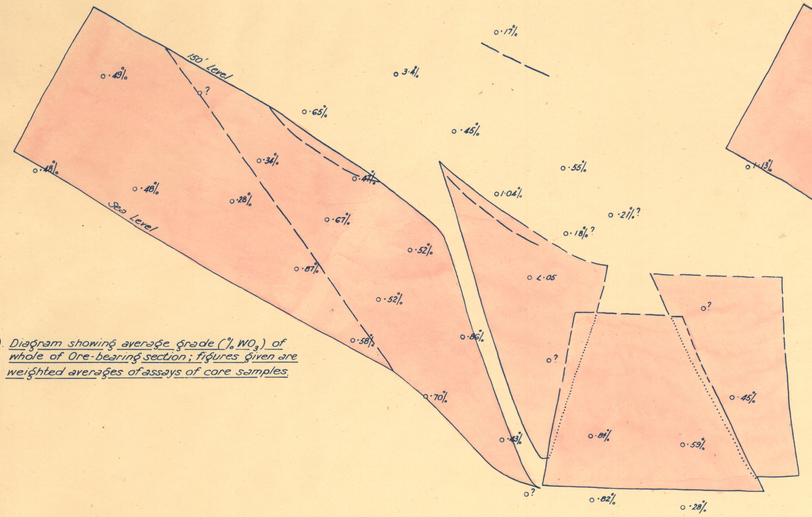

(e). Diagram showing average grade (% WO_3) of whole of Ore-bearing section; figures given are weighted averages of assays of core samples.

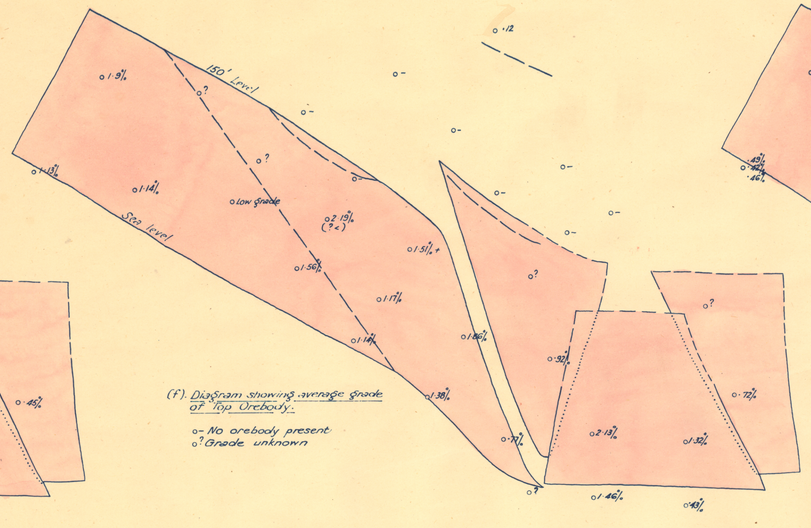

(f). Diagram showing average grade of Top Orebody.

o– No orebody present.
o? Grade unknown

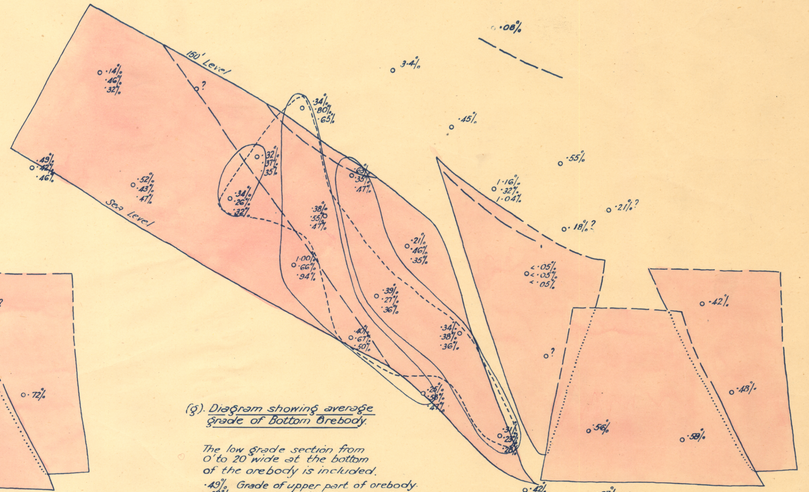

(g). Diagram showing average grade of Bottom Orebody.

The low grade section from 0' to 20' wide at the bottom of the orebody is included.
·43% Grade of upper part of orebody.
·42% " " lower " " " "
·46% " " whole of orebody.
Drillholes with similar grades in upper part grouped thus:
" " " " " lower " " " "

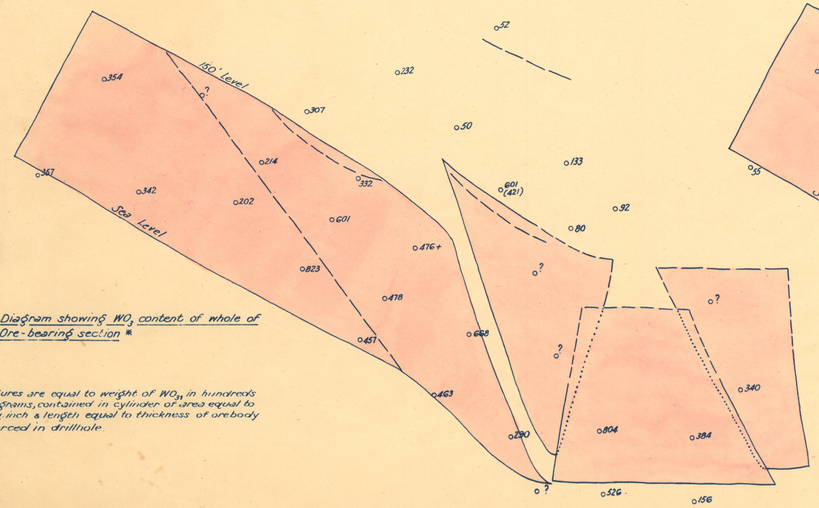

(h). Diagram showing WO_3 content of whole of Ore-bearing section *

* Figures are equal to weight of WO_3, in hundreds of grams, contained in cylinder of area equal to 1 sq inch & length equal to thickness of orebody pierced in drillhole.

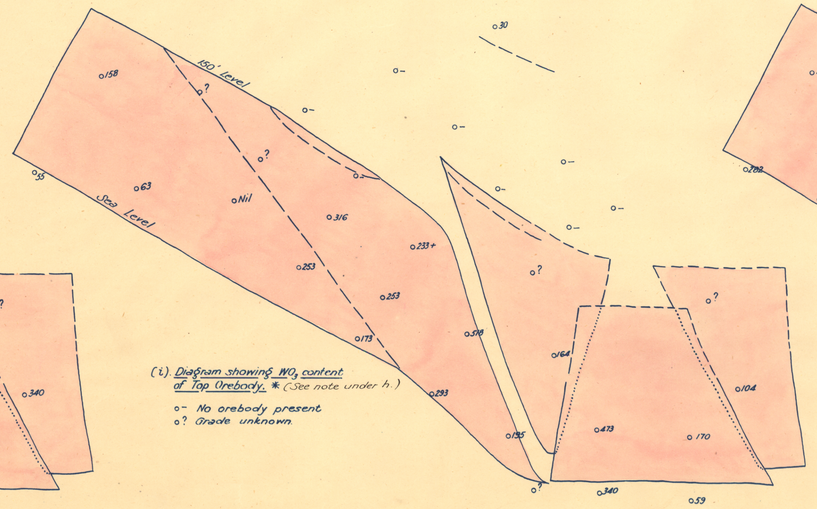

(i). Diagram showing WO_3 content of Top Orebody. * (See note under h.)

o– No orebody present.
o? Grade unknown.

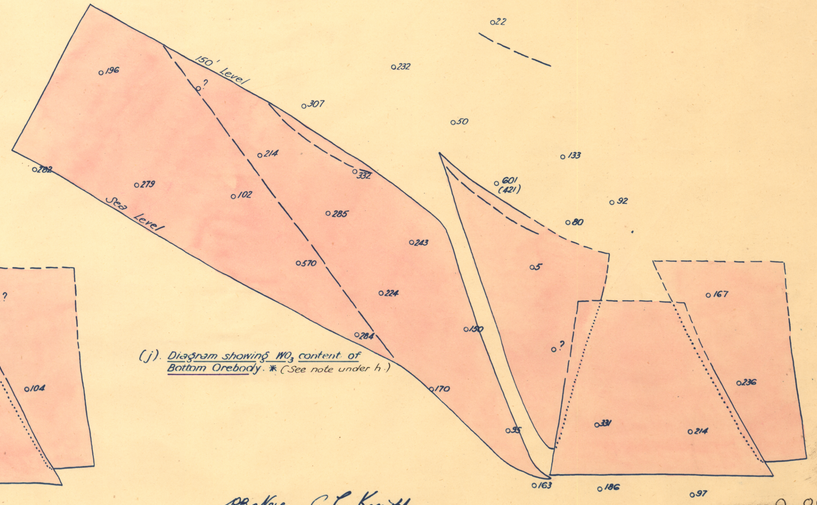

(j). Diagram showing WO_3 content of Bottom Orebody. * (See note under h.)

P.R. Kaye. C. L. Knight.
Asst. Director. Geologist.
Mineral Resources Survey Branch.
Mar. 1943

891/K
8-891
991
891
393