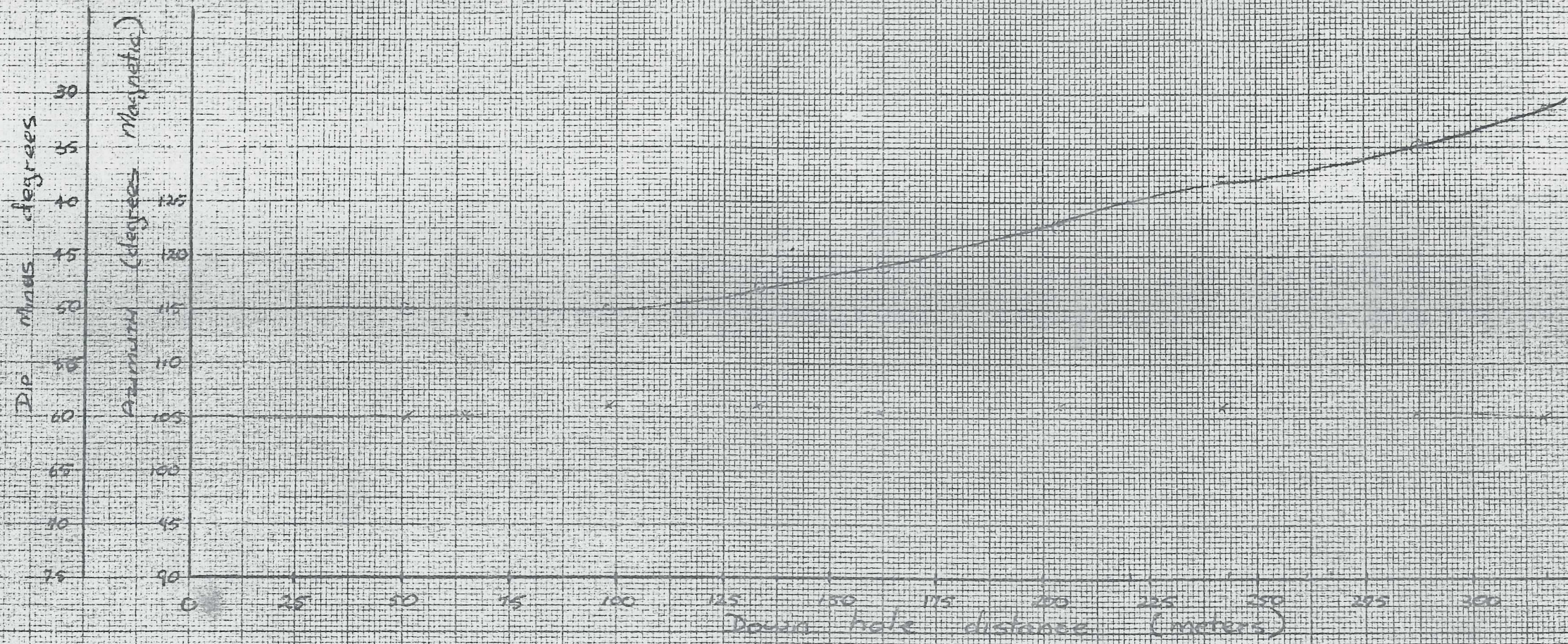


DR-11









Eastman Single shot camera

Dip
Azimuth

DIAMOND DRILL LOG

Feature:

Bedding 
 Foliation 
 Fragment size ϕ shape 

Shearing 
 Fault 
 Vein  C CARBONATE
 & QUARTZ

Mineralization

Traces 1%
 Common 1% - 15%
 Abundant 15% - 60%
 Massive > 60%

CORE REC'D	DEPTH	GEOLOGY	VISUAL LOG	TRACE COMMON ABUNDANT MASSIVE	DEPTH	MINERALIZATION
		No core				
	3.7					
	1.1	Feldspar porphyry lava (Andesite) Pale grey-green in colour although mostly highly weathered and iron stained.	BROKEN CORE			Rare, fine grained disseminated pyrite. Occasional irregular veinlets and aggregates.
	5					
	3.0					
	3.0	From 8 to 13m weathering has altered the rock to clay, pale green to white in colour and heavily iron stained.	VERY BROKEN CORE			
	10					
	2.4					
	4.0					
	15	<u>Fault zone.</u> The core is very badly broken. Iron staining is much more severe than above.	BROKEN CORE			
	2.7					
	17.2	Fault breccia from 16 to 17.2m.	BROKEN CORE			
	3.0	Beneath the fault zone the rock is appreciably less weathered, iron staining is limited to only some of the fracture planes.	BROKEN CORE			
	20					
	3.0	Feldspar phenocrysts are white coloured, subhedral crystals up to 3mm long, they tend to be weakly aligned in the direction of flow banding? or foliation at 30° to the core axis. Occasional quartz phenocrysts up to 3mm have been noted, replacing feldspar?	BROKEN CORE			
	3.0	Altered pyroxene? small (1.0mm average) dark green subhedral, slightly elongate crystals, are equally	BROKEN CORE			
	25					

DIAMOND DRILL LOG

Feature

- Bedding
- Foliation
- Fragment - size & shape
- Shearing
- Fault
- Vein

Mineralization:

- Trace 1%
- Common 1% - 15%
- Abundant 15% - 60%
- Massive > 60%

CORE REC'D	DEPTH	GEOLOGY	VISUAL LOG	TRACE	COMMON	ABUNDANT	MASSIVE	DEPTH	MINERALIZATION
		<p>abundant as the feldspar phenocrysts. The groundmass is very fine grained grey-green material.</p> <p>Mostly disguised by the very broken nature of the core, the unit appears to be autobrecciated with angular to rounded fragments of feldspar porphyry to 8 cm. in a groundmass of similar composition.</p> <p>Fractures are common at 10°, 30° and 60° to the core axis.</p> <p>It may be noted that this rock unit has a relatively low specific gravity.</p> <p><u>Samples for Petrology</u> 141095 29.45m 141094 31.8m</p>	<p style="writing-mode: vertical-rl; transform: rotate(180deg);">BROKEN CORE</p>						Pyrite as above.
	33.7	<u>Fault contact.</u> Heavily carbonated and sheared at 20° to the core axis.							
	35	<u>Carbonated andesite agglomerate</u> Dark grey-green in colour under the influence of chlorite and sericite alteration. There are some light grey to pink patches due to large fragments. At the top of this unit the fragments are very large, up to 20 cm., becoming smaller average 5 cm. below 39.5m. The fragments are rounded to angular, the largest are light grey to pink in colour (carbonated) tuff containing sericitised and chloritised relict glass shards up to 5mm in size. Other fragments include: 1. a medium to coarse grained porphyritic andesite with pink albitised feldspars to 3mm. 2. A feldspar porphyry lava similar to that described above 33.7m. 3. occasional fragments of featurless quartz-carbonate.							
	44.1	<u>Sheared with carbonate veining.</u>							
	45	The matrix consists of a fine grained grey material together with chloritised and sericitised relict glass shards up to 2mm.							
	50	The unit is typically broken into 10 - 20 cm. lengths, commonly less. Fractures are at various core angles.							

DIAMOND DRILL LOG

Feature:

- Bedding
- Foliation
- Fragment--
size & shape

- Shearing
- Fault
- Vein

Mineralization:

- Trace 1%
- Common 1% - 15%
- Abundant 15% - 60%
- Massive > 60%

CORE REC'D	DEPTH	GEOLOGY	VISUAL LOG	TRACE	COMMON	ABUNDANT	MASSIVE	DEPTH	MINERALIZATION
	1.8								
	101.9	Fault zone 60% broken core. Some slickensides perpendicular to core axis.	BROKEN CORE						Pyrite as above often just ≥1%.
	2.0								
	103.3	The colour is now pale grey to greenish-pink under the influence of subangular to rounded fragments of carbonated andesite with diffuse light grey margins <3mm. in a mid grey matrix. The fragments are characterised by pale green sericite replaced feldspars? to 2mm.	F						
	2.5								
	105	Note This unit correlates with 0 - 49.80 of QR 8.	F						
	3.0	Fractures and minor carbonate veining are common at 30° to core axis.	F						
	110		F						
	3.0		F						
	115	Essentially a coarse sericitised tuff with occasional large fragments to 6 cms. The fragments are light grey in colour and contain abundant sericite spots replacing feldspar? The matrix is the same colour and appears to be of a similar composition.	F						
	3.0	116.8 - 119.4 minor carbonate veining is common.	F						
	120	There is a weak foliation at 35° to core axis.	F						
	121.5		F					121.5	Pyrite > 3% occurring as fine veinlets and disseminations within the matrix.
	1.1	Pale grey-pink andesite agglomerate as above.	F						
	2.1		F						
	124.40		F					124.4	
	125	Grey coloured andesite agglomerate	F						

DIAMOND DRILL LOG

Feature:

Bedding
 Foliation *X*
 Fragment size & shape *00*

Shearing *///*
 Fault *f*
 Vein *||*

Mineralization:

Trace 1%
 Common 1% - 15%
 Abundant 15% - 60%
 Massive > 60%

CORE REC'D	DEPTH	GEOLOGY	VISUAL LOG	TRACE	COMMON	ABUNDANT	MASSIVE	DEPTH	MINERALIZATION
	0.8	distinguished by the presence of disrupted (silica) chert? bands lying approximately parallel to C.A.	<i>B</i>						Pyrite 1% as irregular veinlets and fine grained disseminations within the matrix.
	126.6								
	1.7	Pale grey-green andesite agglomerate similar to the unit above 115m. The fragments are off white to green coloured carbonated andesite? with diffuse light grey margins in a mid grey matrix. The fragments contain numerous pale green sericite patches to 2mm.	<i>00</i>						
	3.0	Fractures at 30° - 40° to core axis.	<i>00</i>						
	130								
	3.0		<i>00</i>					131.25 131.5	Pyrite 10% as aggregates of fine subhedral to euhedral crystals within the matrix.
	3.0		<i>00</i>						
	135		<i>00</i>						
	3.0	Below 137.5m becoming green coloured due to increased chlorite alteration.	<i>00</i>						
	3.0		<i>00</i>						
	140		<i>00</i>						
	140.3 140.6	<u>Fault contact welded breccia 40° to C.A.</u>	<i>F</i>					139.8	
	3.0	<u>Feldspar crystal tuff</u> , locally agglomerate. The rock is a grey-green colour under the influence of chlorite carbonate alteration. The fragments are amoeboid to rounded in shape some have white carbonate flecking replacing feldspar, others, carbonated andesite? are characterised by numerous pale green sericite patches possibly replacing feldspar.	<i>00</i>						Rare fine grained disseminated pyrite. Occasional irregular veinlets and aggregates.
	3.0		<i>00</i>						
	145		<i>00</i>						
	0.9	The matrix, 40% of the rock is very fine grained, blue grey in colour and in the vicinity of 142m. appears to be bedded at 40° to the core axis.	<i>00</i>						
	1.8	Between 147.2 - 148.1m the unit is light grey in colour and rather disrupted, some fragments may be filamentous pumice.	<i>00</i>						
	0.1		<i>00</i>						
	3.0		<i>00</i>						
	150		<i>00</i>						

Broken Core

DIAMOND DRILL LOG

Feature:

- Bedding
- Foliation
- Fragment — size & shape
- Shearing
- Fault
- Vein

Mineralization:

- Trace 1%
- Common 1% — 15%
- Abundant 15% — 60%
- Massive > 60%

CORE REC'D	DEPTH	GEOLOGY	VISUAL LOG	TRACE	COMMON	ABUNDANT	MASSIVE	DEPTH	MINERALIZATION
		Below 148.1m the unit is dark grey green in colour, large fragments become scarce. The rock is characterised by white carbonate flecking replacing feldspar crystals.	B.F						
	3.0	Weak foliation 30° to core axis. Fractures at 5°, 30° - 40° to core axis.	O						
	155		O					154.8	Pyrite very fine grained, in the matrix only.
	2.3		.F					155.4	
	3.0		O						
	160		O						
	2.2		.F					161.7	Pyrite 1% as very fine disseminations and aggregates within the matrix.
	1.5		O						
	2.9	Gradational contact.	c						
	165 165.1	<u>Pumice agglomerate</u> (auto breccia) Light grey in colour with pale green sericite blebs. The fragments consist of light grey fine grained vitric pumice, pale green sericite has replaced the vitric shards. The rock is weakly sheared which has partially obscured the fragment boundrys. The matrix is darker than the fragments although appears to consist of similar material.	O					169.4	Pyrite 3% irregular veinlets.
	3.1		O					169.8	
	170		O						
	3.0	Carbonate spotting is common down to 173m. Weak foliation 30° to core axis.	O						
	3.0		O					173.4	Pyrite 3% as disseminations and aggregates within the matrix.
	175		O						

DIAMOND DRILL LOG

Feature:

- Bedding
- Foliation
- Fragment — size & shape

- Shearing
- Fault
- Vein

Mineralization:

- Trace 1%
- Common 1% — 15%
- Abundant 15% — 60%
- Massive > 60%



CORE REC'D	DEPTH	GEOLOGY	VISUAL LOG	TRACE	COMMON	ABUNDANT	MASSIVE	DEPTH	MINERALIZATION
		Below 175m the core becomes increasingly sheared parallel to the foliation at 30° to core axis. Fragment outlines become obscure.							Pyrite as above.
	2.9								
	2.5	180						180.2	
	0.8	<u>Fault zone</u> 60% sheared and broken core, some pug.	SHEARED AND BROKEN CORE						
	0.7								
	1.0								
	1.1	183.79 Contact at 30° to core axis.						184.20	
	2.6	185 Abundant pyrite in a grey quartz-sericite matrix becoming increasingly chloritic below 184.8m.							Pyrite 60% fine subhedral to euhedral crystals in a sheared chlorite-carbonate matrix.
	3.0	187.75 Light grey sericitic, siliceous lithic pumice tuff. The lithic fragments are grey-green in colour generally <2cm., angular to sub-rounded, they contain fine dusty pyrite and are heavily chloritised. Few pumice fragments are readily discernible, the matrix however consists of a light grey pumiceous material containing numerous pale green sericite patches after vitric shards.						187.75	Pyrite 5%, 50% where indicated, as fine dusty material within lithic fragments and the matrix. More significantly as irregular veins and networks of secondary fine subhedral to euhedral crystals in a quartz-carbonate matrix.
	3.0	190 Some carbonate alteration is evident. There is a weak alignment of fragments (foliation) at 30° to core axis.							Rare, small to 3mm., blebs of secondary chalcopyrite have been noted in quartz-carbonate veins.
	3.0	195							
	1.3	196.4 <u>Fault zone</u> 196.4 - 198.6m 196.9 Contact at 40° to core axis.	BROKEN F. CORE					196.9	Pyrite 1%, 25% where indicated, as irregular veins and networks of fine subhedral to euhedral crystals.
	1.9	198.6 <u>Fine vitric feldspar crystal tuff.</u> The colour of this unit varies from pale grey-green to buff with patches of							
		200							

DIAMOND DRILL LOG

Feature:

Bedding Foliation 

Fragment —

size & shape Shearing Fault Vein 

Mineralization:

Trace 1%

Common 1% — 15%

Abundant 15% — 60%

Massive > 60%

CORE REC'D	DEPTH	GEOLOGY	VISUAL LOG	TRACE	COMMON	ABUNDANT	MASSIVE	DEPTH	MINERALIZATION
		<u>Massive Sulphides</u> as above. There is a weak foliation developed in the sericite matrix at 30° to core axis.							Pyrite 60% sphalerite 14% galena 7% and chalcopryrite up to 2% as above. Slump bedded sulphides, typically of light brown sphalerite 60% galena 25% with chalcopryrite to 5% occur in bands up to 25cm. wide and as fragments in the pyrite host. The banding or bedding is at 40° to core axis and slump structures suggest stratigraphic top is up hole.
	3.0								
	3.0							255	
	3.0								
	3.0							260	
	3.0								
	3.0							261.75	Massive pyrite 90%, chalcopryrite <2%, no particular orientation but an indication of two grain sizes as above. Matrix material is quartz carbonate as stringers, veinlets and amorphous areas.
	3.0							265	
	1.4							267.0	Pyrite 10% as disseminations and aggregates of fine subhedral to euhedral crystals, trace chalcopryrite.
	1.5	Light grey weakly sheared sericitised and siliceous <u>pumice lithic tuff</u> .						268.7	Pyrite 50%, 80% where indicated, some euhedral crystals to 3mm. Rare chalcopryrite and sphalerite.
	3.0	Abundant pyrite in a thoroughly sericitised, locally siliceous pumice lithic tuff matrix. Banding or foliation at 40° to core axis.						270	
	3.0							271.5	Pyrite 15%, 75% where indicated. The pyrite occurs as bands and veins of fine subhedral to euhedral crystals in a sericitic and siliceous matrix,
	3.0	Light grey carbonated siliceous and locally sericitised <u>coarse pumice lithic tuff</u> , locally tuff agglomerate. The largest fragments are light grey sub-angular pumice average 2cm. occasionally to 10cm., characterised by green sericite ellipses representing						275	

DIAMOND DRILL LOG

Feature:

- Bedding
- Foliation
- Fragment — size & shape

- Shearing
- Fault
- Vein

Mineralization:

- Trace 1%
- Common 1% — 15%
- Abundant 15% — 60%
- Massive > 60%

CORE REC'D	DEPTH	GEOLOGY	VISUAL LOG	TRACE COMMON ABUNDANT MASSIVE	DEPTH	MINERALIZATION
	3.0	10cm., wisps of completely sericitised filamentous pumice up to 3cm. long and smaller angular to sub-angular dark grey lithic (tuff). The lithic fragments sometimes contain a large percentage of fine dusty pyrite giving the appearance of "pyrite" fragments.	/			disseminated material within the matrix. Trace sphalerite, galena rare chalcopyrite.
	3.0	There are minor carbonate stringers <5mm wide throughout the unit.	/			
	305	Weak foliation and fragment alignment at 30° to core axis.	/			
	3.0		/			
	3.0		/			
	309.45	Gradational contact.	/			
	310	Dark green-grey siliceous <u>lithic pumice tuff agglomerate</u> . In general this unit is disrupted and subject to carbonate and chlorite alteration. The lithic fragments where visible are angular to sub-angular up to 6cm., they are dark green due to chlorite alteration and flecked with white carbonate, replacing feldspar? The pumice fragments tend to be slightly more rounded grey coloured with green sericite-chlorite replaced vitric shards, often rimmed by fine pyrite.	/			
	3.0		/		310.85	5cm. band of pyrite 50%, sphalerite 10% and galena 15%.
	3.0		/			
	315	There is a weak alignment of fragments parallel to the foliation at 45° to core axis.	/			
	3.0		/		315.75	Pyrite 60%, sphalerite 1% galena 1% trace chalcopyrite.
	3.0		/		316.5	
	3.0		/			
	319.8 E.O.H.		/			
	320		/			

NOLE NO QR-11

DATE 12/12/74

INITIAL ANALYSIS:

CHECK LAB:

SAMPLE NO	FROM M	TO M	I.W. cm	REMARKS	%Cu		%Pb		%Zn		%Fe	ppm Ag	ppb Au	ppm Au	INTERVAL & BULK NO	%Cu	%Pb	%Zn	Δ%
					AAS	XRF	AAS	XRF	AAS	XRF	TIT	AAS	AAS	FINE		TIT	GRAV	TIT	
147121	22023	22077	54	217.80	<0.01		0.05		0.23			6	370						
22	22077	22140	63	220.80 TIES IN.	<0.01		0.06		0.18			9	250						
23	22140	22195	55	221.40 TIES IN.	0.30		0.08		0.05			8	240						
147124	22195	22257	50	223.30 TIES IN.	0.01		0.08		0.05			8	240						
148997	22253	22296	43		0.45		0.86		0.22			32	250						
98	22296	22350	54		0.09			1.53		7.23		23	65						
99	22350	22425	75		0.99			6.09		9.02		40	>500	1.3					
149000	22425	22502	77		0.02			1.16		2.45		14	420						
148643	22502	22563	61		<0.01		0.20	0.20	0.65			12	460						
44	22563	22623	60		0.02		0.11		0.60			10	420						
45	22623	22705	82	226.80 TIES IN.	0.10		0.69		1.20			14	>500	0.3					
46	22705	22806	101	227.40 TIES IN.	<0.01		0.05		0.01			21	25						
47	22806	22874	68	228.80 TIES IN.	0.12		0.21		2.84			15	370						
48	22874	22930	56		0.06		0.22		1.57			15	250						
49	22930	23001	71		0.02		0.23		0.96			12	370						
148650	23001	23069	68		0.01		0.11		0.35			12	440						
156001	23069	23147	78	231.20 TIES IN.	0.05		0.16		1.50			9	250						
02	23147	23220	73		0.02		0.69		2.01			11	320						
03	23220	23286	66		0.01			1.03		1.10		12	170						
04	23286	23366	80		<0.01			1.07	0.65			12	115						
05	23366	23421	55	233.80 TIES IN.	0.01		0.20		0.50			5	100						
06	23421	23500	79	234.80 TIES IN.	0.01		0.23		1.37			9	140						
07	23500	23580	80		0.09			1.39		4.17		17	>500	0.3					
08	23580	23648	68		0.02		0.17		0.85			10	270						
156009	23648	23710	62		0.45		0.11		0.23			20	>500	0.5					
	222.96	225.02	2.06		0.39		3.05		6.10			25	(0.7)						

HOLE NO QR 11

DATE 12/12/74

				INITIAL ANALYSIS										CHECK LAB.					
SAMPLE NO	FROM (M)	TO (M)	F.W. (cm)	REMARKS	%Cu		%Pb		%Zn		%Fe	ppm Ag	ppm Au	ppm Au	INTERVAL & BULK NO	%Cu	%Pb	%Zn	Δ%
					AAS	XRF	AAS	XRF	AAS	XRF	TIT	AAS	AAS	FIRE		TIT	GRAV	TIT	
156010	23740	23776	66	237.40 TIES IN	0.09		0.10		0.09			12	420						
11	23776	23870	94	MEASURED 238.70 BLOCK SAYS 233.80	<0.01		0.04		0.05			8	140						
12	23970	23899	29		<0.01		0.03		0.60			8	90						
13	23899	23967	68		<0.01		0.04		0.01			10	180						
14	23967	24056	29		<0.01		0.02		<0.01			9	250						
15	24056	24120	71	MEASURED 240.66 BLOCK SAYS 240.90	0.01		0.02		<0.01			17	500	0.3					
16	24127	24199	72	MEASURED 241.92 BLOCK 242.0	0.07		0.05		0.01			18	240						
17	24199	24267	68	MEASURED 242.0	<0.01		0.08		0.35			9	140						
18	24267	24327	60	MEASURED 243.95 BLOCK 243.0	0.01		0.24		0.70			12	240						
19	24327	24446	119	MEASURED 244.9 BLOCK SAYS 244.0	0.18			4.68		8.58		35	7500	1.0					
X 20	24446	24501	55		0.59			13.1		21.1		70	7500	1.7					
21	24501	24562	61		0.37			4.70		5.44		36	7500	2.7					
22	24562	24628	66		0.17			2.99		5.07		35	7500	2.0					
23	24628	24691	63	MEASURED 246.91 BLOCK 247.0	0.75			16.2		26.6		100	7500	2.0					
24	24691	24749	58		0.14			2.93		3.04		46	7500	5.0					
25	24749	24810	61		0.26			5.88		10.7		51	7500	7.4					
26	24810	24860	50		0.26			5.12		8.46		43	7500	3.3					
27	24860	24919	59		0.06			1.48		2.17		16	7500	1.3					
28	24919	24975	56		0.04		0.83		0.52	0.51		11	7500	1.7					
29	24975	25028	53		0.05		0.68		0.55	0.55		19	7500	4.7					
30	25028	25080	52	MEASURED 250.7 BLOCK 250.5 16cm min.	0.04		0.86		1.10			32	7500	2.7					
31	25080	25135	55		0.65		0.52		2.48			19	7500	2.7					
32	25135	25189	54		0.13			3.92		3.72		35	7500	4.0					
156033	25189	25247	58		0.09			2.48		2.69		29	7500	2.0					
34	25247	25302	65		0.18			5.23		9.71		34	7500	1.0					
35	25302	25362	60	Block 25380	0.23			6.96		11.2		46	7500	2.0					
36	25362	25407	45		0.27			6.77		10.4		34	7500	1.7					
37	25407	25481	74		0.08			2.27		2.39		24	7500	2.7					
38	25481	25536	55		0.02		0.34		0.38	0.38		13	7500	1.0					
39	25536	25606	70		0.57			11.5		14.5		80	7500	6.7					
40	25606	25669	63	Block 25680	0.13			2.70		3.54		24	7500	2.7					
41	25669	25723	54		0.08		0.83		0.83	2.12		16	7500	3.0					
SAMPLED BY	42	25723	25779	56		0.07		2.77		2.39		22	7500	2.3					
CGT + WJF	43	25779	25836	57		0.49		18.3		29.3		80	7500	2.5					



SAMPLED BY
CGT + WJF

8-19
1-19
16 89

HOLE NO DR 11

DATE 13/12/64

					INITIAL ANALYSIS:								CHECK LAB:						
SAMPLE NO	FROM M	TO M	I.W. cm	REMARKS	%Cu		%Pb		%Zn		%Fe	ppm Ag	ppb Au	ppm Au	INTERVAL & BULK NO	%Cu	%Pb	%Zn	Δ%
					AAS	XRF	AAS	XRF	AAS	XRF	TIT	AAS	AAS	FIRE		TIT	GRAV	TIT	
1560 45	259.04	259.73	69	Block 259-80	0.93			2.08		17.1		45	7500	8.3					
46	259.73	260.31	58		0.52		1.64		13.8		41	7500	6.0						
47	260.31	260.87	56		0.27		3.28		7.58		35	7500	2.7						
✓ 48	260.87	261.45	58		0.31	0.12	0.12		12.2		32	7500	3.0						
49	261.45	262.03	58		0.45	0.07			3.95		31	7500	3.3						
50	262.03	262.69	66	Block 262-80		1.64	0.08		0.40	8	21	7500	2.0						
51	262.69	263.43	74		0.90	0.11		0.95			34	7500	3.0						
52	263.43	263.93	50		0.35	0.22		0.75			62	7500	4.7						
53	263.93	264.52	51		0.19	0.16		0.22			45	7500	4.0						
54	264.52	265.19	67		0.14	0.86			1.02		61	7500	4.0						
55	265.19	265.69	57		0.18	0.63		0.55			67	7500	5.5						
56	265.69	266.20	51		0.17	0.08		0.05			18	7500	1.3						
57	266.20	266.80	60		0.50	0.12		0.12			23	7500	1.0						
58	266.80	267.51	71	Block 267.30 back 36cm	<0.01	0.02		0.01			6	320							
59	267.51	268.21	70		<0.01	0.02		0.01			5	320							
60	268.21	268.81	60		<0.01	0.04		0.01			11	<20							
61	268.81	269.64	83		<0.01	0.05		0.01			17	250							
62	269.64	270.23	59		<0.01	0.03		<0.01			9	7500	1.0						
63	270.23	271.09	86		0.07	0.07		0.05			4	35							
64	271.09	271.87	78	Block 271.80 back 19cm	<0.01	0.03		<0.01			6	>500	0.7						
65	271.87	272.80	93		0.09	0.02		<0.01			5	320							
66	272.80	273.73	93		0.01	0.03		<0.01			6	420							
1560 67	219.13	219.70	57		<0.01	0.04		0.06			4	360							
68	219.70	220.23	53		<0.01	0.05		0.10			4	170							
	243.27	261.45	1818		0.27	4.59		8.66			38.0		3.2						
	261.45	266.80	535										3						
													3.2						