


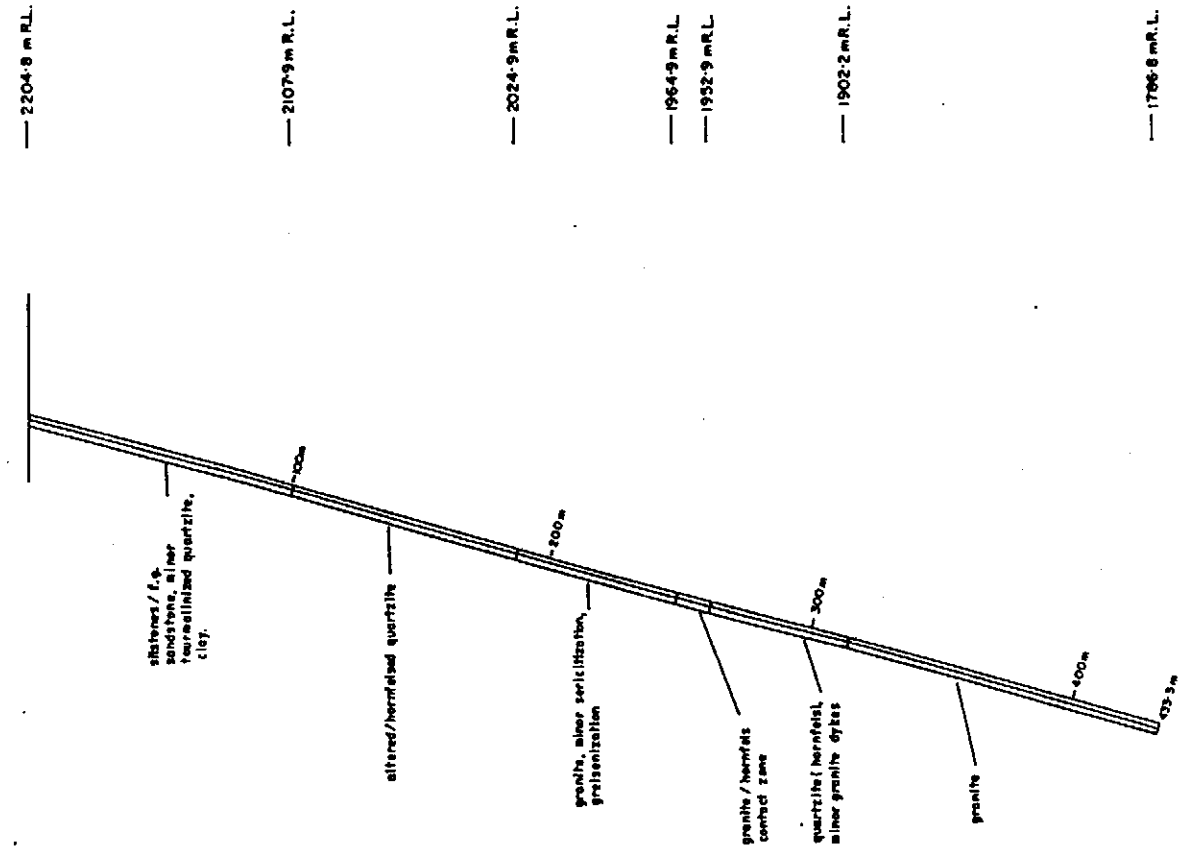
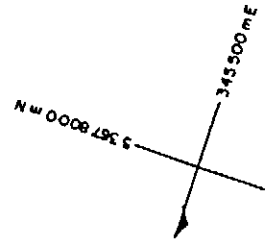
HOLE NO. SD 21

GOLD FIELDS EXPLORATION PTY. LIMITED  
DIAMOND DRILL HOLE PLOT



PLAN

5 367 760.9 m N  
345 574.9 m E



DIP PROFILE

077 40



PROJECT: ST. DIZIER

GOLD FIELDS EXPLORATION PTY. LIMITED  
 DRILL CORE LOG AND ASSAY DATA

HOLE NUMBER: SD 21

Page: 2.

| INTERVAL |      | RECOVERY |     | DESCRIPTION  | ASSAY DATA |      |    |        |
|----------|------|----------|-----|--|------------|------|----|--------|
| From     | To   | m        | %   |  | Sample No. | From | To | Rec. % |
| 21.2     | 47.9 | 25.0     | 94  | <p>ALTERED/HORNFELSED SILTSTONE TO VERY FINE GRAINED SANDSTONE</p> <p>Pale grey, green-grey, brown spotty texture described above virtually throughout. Commonly finely micaceous. Rare thin veins/veinlets pyrite, brown tourmaline. Brown colour reflects fine grained brown tourmaline and/or Ti-biotite. Elongation of mottled texture suggests bedding, B.C.A.'s 30-40°. Core more competent cf. above but still broken along flat, mostly uncoated joints. 1.7m core loss in broken zones.</p> <p>24.8 - 29.0m Very badly broken zone including 1.4m core loss. Includes quartz and altered siltstone fragments in clayey pug zone at 25.2m. Fragments of massive pyrite and altered siltstone in main core loss zone at 27.0 - 29.0m (0.6m recovered).</p> <p>Petrological sample: 38.4m.</p> |            |      |    |        |
| 7.9      | 49.8 | 1.9      | 100 | <p>TOURMALINIZED QUARTZITE</p> <p>Grey-brown, well banded quartz-muscovite-brown tourmaline rock interspersed with less altered quartzite similar to above unit. Minor vein pyrite and quartz. Banding (parallel bedding?) 25-30° to C.A. Broken on rough joints some of which are coated by mica or tourmaline.</p>   |            |      |    |        |
| 8        | 59.2 | 9.0      | 96  | <p>ALTERED/HORNFELSED SILTSTONE TO VERY FINE GRAINED SANDSTONE</p> <p>Green-grey, spotty texture and similar to 21.2 - 47.9 except that well bedded (BCA's 30-35°). Broken to badly broken on flat joints which are either uncoated or coated with clay.</p>   |            |      |    |        |
| 2        | 62.2 | 2.7      | 90  | <p>FINE GRAINED SANDSTONE</p> <p>Pale yellow-brown, pale mauve-brown, unbedded. Criss-crossed by numerous fractures filled with yellow clay and/or quartz. Broken on flat joints or irregular fractures. Joints uncoated or coated with yellow clay or brown tourmaline. Some shearing or brecciation evident 61.5 - 61.8m.</p>  |            |      |    |        |

GOLD FIELDS EXPLORATION PTY. LIMITED  
 DRILL CORE LOG AND ASSAY DATA

PROJECT: ST. DIZIER

HOLE NUMBER: SD 21

Page: 3.

| INTERVAL |       | RECOVERY |     | DESCRIPTION  | ASSAY DATA |      |    |        |  |  |  |  |  |  |  |  |  |  |
|----------|-------|----------|-----|--|------------|------|----|--------|--|--|--|--|--|--|--|--|--|--|
| From     | To    | m        | %   |  | Sample No  | From | To | Rec. % |  |  |  |  |  |  |  |  |  |  |
|          |       |          |     | 61.8 - 62.2m Very badly broken. Sandstone pebbles in clayey matrix 0.3m core loss.   |            |      |    |        |  |  |  |  |  |  |  |  |  |  |
| 62.2     | 74.4  | 12.2     | 100 | ALTERED QUARTZITE/HORNFELSED SANDSTONE/SILTSTONE<br>Grey, grey-brown, mottled yellow and brown. Generally banded (bedding?), BCA's variable (some contortion), generally 10-40° (~25° average). Variable unit: in places completely tourmalinized converted to banded or tourmaline-spotted quartz-tourmaline rock. In places "bedding" disrupted by yellow clayey alteration veining. Some sections of grey, finely micaceous, "spotty" very fine grained sandstone similar to 49.8 - 59.2m. Minor patches of disseminated, veinlet pyrite generally with quartz or tourmaline alteration. Broken, rarely badly broken on rough joints.                 |            |      |    |        |  |  |  |  |  |  |  |  |  |  |
| 74.4     | 100.3 | 25.2     | 97  | ALTERED/HORNFELSED VERY FINE GRAINED SANDSTONE<br>Grey-brown, grey spotted texture - generally grey, quartz-rich(?) spots set in a yellow, grey or brown matrix. Well banded (?bedded), BCA's vary 10-30° (25° average). Rare veins of quartz(±pyrite), at 10-20° to C.A., are surrounded by Ti-biotite selvage where biotite replaces matrix preserving spotted texture. Minor tourmalinization locally around quartz-tourmaline veinlets. Broken on numerous rough joints, some coated with pyrite or tourmaline.<br><br>96.1 - 97.1m Includes four 1-2cm thick granitic veins, medium to coarse grained, at 30-75° C.A.<br><br>Gradational change to: |            |      |    |        |  |  |  |  |  |  |  |  |  |  |
| 00.3     | 129.5 | 26.8     | 92  | ALTERED QUARTZITE<br>More siliceous and micaceous than above unit. Retains spotty texture in most of core. More disseminated Ti-biotite as well as muscovite. Mostly banded (bedding) BCA's 5-30°. Minor tourmalinization in zones up to 20cm long, generally associated with veins of tourmaline ± quartz ± pyrite. Sparse patches of   |            |      |    |        |  |  |  |  |  |  |  |  |  |  |

SD 21









St. Dizier Rocks

SD21 Two drill core samples were received for thin-section preparation and description. Both are believed to be contact-metamorphosed sediments which were subsequently greisenised.

324 m. 2930

(T.S. 46399)

This rock may be termed a greisenised hornfels, i.e. a contact-metamorphosed aluminous sediment which was subsequently pervasively greisenised.

The rock consisted mainly of closely-packed ovoid spots, probably of cordierite, with fine interstitial quartz and micas (muscovite and biotite). The spots have been replaced by masses of matted muscovite flakes; the interstitial biotite is largely chloritised, and there are sporadic patches of finely granular orange-brown dravite tourmaline. Discontinuous quartz-sulphide veins cut the rock; the sulphides appear to be pyrrhotite and chalcopyrite.

106.9 m. 2931

(T.S. 46400)

This is a greisen, or a greisenised contact-metamorphic rock of uncertain origin.

The grey-green lath-like minerals are subradiating groups of acicular tremolite crystals, very largely pseudomorphed by matted flakes of muscovite representing the greisenising event. Quartz and minor sodic plagioclase form mosaics between the tremolite crystals, and much of the plagioclase has been replaced by muscovite. Polkiloblastic pale mottled brown-green tourmaline has formed sporadically. Other minerals scattered through the rock include leucoxene, sulphide patches (?pyrrhotite) and clusters of minute siderite crystals. There are isolated, relatively coarse apatite crystals.

Thus, the rock must have consisted mainly of radiating tremolite crystals and quartz, with minor plagioclase, representing a contact-metamorphic assemblage perhaps derived from a semi-calcareous rock.

H.W. Fander, M. Sc.

SD21

37 167