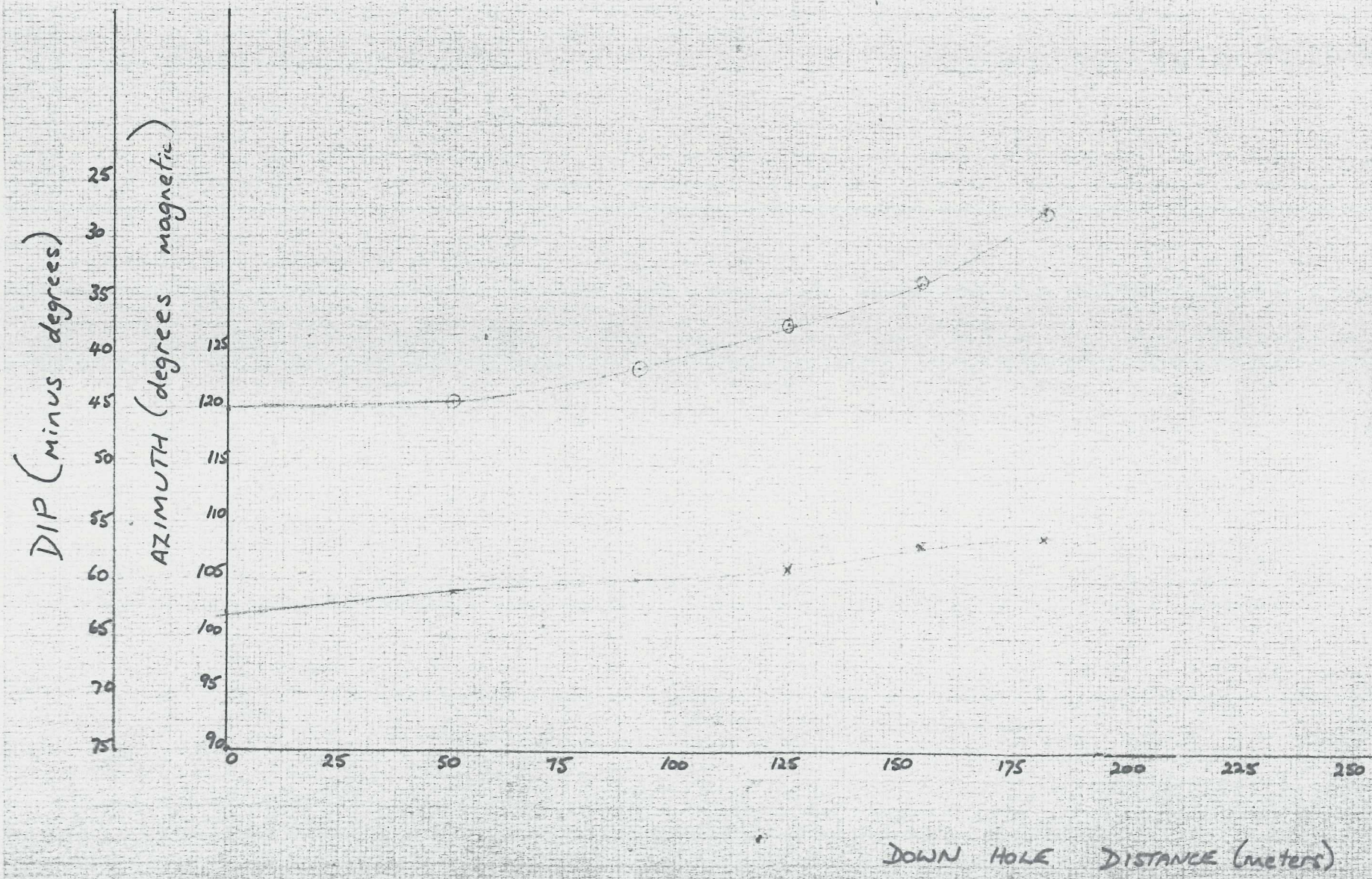


QR 24.



EASTMAN Single S

○ DIP
× AZIMUTH

Feature : Bedding Shearing
 Foliation Fault
 Fragment-size & shape Vein c carbonate
 q quartz

Mineralization : Trace 1-5%
 Common 5-15%
 Abundant 15-60%
 Massive >60%

CORE REC'D	DEPTH m	GEOLOGY	VISUAL LOG	TRACE COMMON ABUNDANT MASSIVE	DEPTH m	MINERALIZATION
1.2	25.5	<u>Fault zone</u> Pug at 10° to core axis.				Pyrite 3% - 5% as above.
	26.1					
0.5	26.3	<u>Fault zone</u> Carbonate cemented fault breccia, pug, sheared and broken core. 40° to core axis.				
1.5	28.4					
1.4	30	Rare feldspar crystals to 3 mm have been noted and pale grey-green sericite aggregates sometimes euhedral in outline are thought to be relic feldspars.				
1.0		Other patches of sericite have irregular outlines after vitric shards? Pyrite commonly replaces sericite. The matrix is fine grained and siliceous.				
1.5						
2.0	33.2	<u>Charcoal grey pumice lithic tuff</u> sericitised fragments (to 4 cm) and filamentous pumice in a dark grey ashy matrix.			33.6	5 cm Pyrite 80%, sphalerite 5%, galena 3%.
1.0	34.7					
0.6	35				35.2	Pyrite 80%, trace sphalerite, galena.
	35.9				35.9	Pyrite 3%, secondary sphalerite and galena commonly associated with carbonate veins.
0.8		<u>Fault zone</u> 60 cm of pug and broken core. Some core loss.				
0.3	37.8					
0.1		<u>Feldspar crystal vitric tuff.</u> Similar to above 33.2 m.				
2.1	40	Fractures commonly have grey-black alteration zones that are sometimes siliceous and usually contain pyrite dust throughout.				
1.7						
1.3		Thorough carbonate alteration gives a brown-buff colouration to some parts.				
1.5	45					
0.9						
1.2		The unit exhibits weak bedding? at 40° to core axis.				
2.5						
	50					



DIAMOND DRILL LOG

Feature : Bedding Shearing
 Foliation Fault
 Fragment-size & shape Vein carbonate
 quartz

Mineralization : Trace 1-5%
 Common 5-15%
 Abundant 15-60%
 Massive <60%

CORE REC'D	DEPTH m	GEOLOGY	VISUAL LOG	TRACE COMMON ABUNDANT MASSIVE	DEPTH m	MINERALIZATION
		As above.				Pyrite 5% as above.
	2.1					
	1.2					
	1.5					
	1.5	130				
	1.0					
	2.0					
		Local bands of carbonate give the unit a speckled yellow-brown colour.				
	2.7	135				
	2.2					
	1.1					
	2.7	140				
		The unit is occasionally disrupted and is accompanied by chloritisation and carbonate.				
	2.9					
		145				
		The unit is generally broken and fractures vary between 30° and perpendicular to the core axis.				
	2.7					
		Foliation is weak but generally at 30° to the core axis.				
		150				

BROKEN CORE



DIAMOND DRILL LOG

Feature : Bedding Shearing
 Foliation Fault
 Fragment - size & shape Vein c carbonate
 q quartz




Mineralization : Trace 1-5%
 Common 5-15%
 Abundant 15-60%
 Massive <60%

CORE REC'D	DEPTH m	GEOLOGY	VISUAL LOG	TRACE	COMMON	ABUNDANT	MASSIVE	DEPTH m	MINERALIZATION
3.1									Pyrite 5%.
3.1		Below 145 m the unit becomes increasingly sericitised.							
1.7	149.8 155	Dark grey, thoroughly sericitised <u>feldspar crystal tuff</u> carbonate flecks throughout the unit possibly represent altered feldspar.						149.8	Pyrite 7% except where indicated as veins and aggregates of euhedral to subhedral crystals.
1.8		Sericite aggregates also occur and usually have fine pyrite disseminations.						156 - 166 m	Minor bands to 3 cm and fragments of massive sulphides.
2.0	159.3	<u>Fault zone</u> Broken and sheared core							Trace sphalerite, galena and chalcopyrite overall.
0.9	160	and some pug.							
2.2	160.9	The matrix is fine grained grey and irregular carbonate veins are common.						161.85	10 cm pyrite 50%, galena 7%, sphalerite 15%, chalcopyrite 3%.
3.1		Below 163 m the unit has a grey colour because of increased carbonate alteration and restricted sericitisation.							
3.1	165	Fractures are usually 40° to the core axis while weak foliation is about 50° to core axis.							
3.1									
3.1	170	Below 170 m the unit is dark green-grey because of sericitisation and associated pyrite dust. Some local areas have a pale green-grey hue that can be attributed to carbonate sericite alteration.							
3.0		Fine grey chert bands? and fragments (to 7 cm) have carbonate tension fractures.							
3.0									
	175								







DIAMOND DRILL LOG

Feature : Bedding 
 Foliation 
 Fragment - size & shape 

Shearing 
 Fault 
 Vein  c carbonate
 q quartz

Mineralization : Trace 1-5%
 Common 5-15%
 Abundant 15-60%
 Massive <60%

CORE REC'D	DEPTH m	GEOLOGY	VISUAL LOG	TRACE	COMMON	ABUNDANT	MASSIVE	DEPTH m	MINERALIZATION
									Pyrite 5% as above.
	3.1	The unit becomes disrupted below 177 m and has carbonate occasionally quartz amygdules.							
	1.0								
	180								
	2.3								
	182	E.O.H.							