



DIAMOND DRILL LOG

Hole No QR 47 Page No 1.

Feature : Bedding Shearing
 Foliation Fault
 Fragment - size & shape Vein carbonate
 quartz

Mineralization : Trace 1-5%
 Common 5-15%
 Abundant 15-60%
 Massive $\geq 60\%$

CORE REC'D	DEPTH m	GEOLOGY	VISUAL LOG	TRACE	COMMON	ABUNDANT	MASSIVE	DEPTH m	MINERALIZATION
	5	No Core.							
	9.15								
	10	DTL? Light grey-buff <u>lithic tuff agglomerate</u> .							Pyrite < 1% as discrete fine euhedral crystals.
1.75									
	0.9	Down to 11.6 m partly weathered light grey, rusty orange along fracture planes due to Fe oxides.							
	1.5	Lithic fragments are irregular up to 5 cm, white to buff in colour with chlorite-carbonate replaced feldspar phenocrysts in a carbonate-sericite groundmass.							
	0.8								
	15	The matrix is light grey and siliceous. Other carbonate patches mixed with minor chlorite conceivably replace rock fragments.							
	2.9	There is a crude fragment alignment at 40° to core axis.							
	3.05	Fractures 30° - 40° to core axis.							
	20								
	3.05								
	2.75								
	25								




BROKEN CORE





DIAMOND DRILL LOG


Hole No **QR 47** Page No 6.



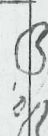

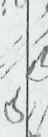


Feature :

Bedding 
 Foliation 
 Fragment - size & shape 

Shearing 
 Fault 
 Vein  c carbonate
 q quartz

Mineralization :

Trace 1-5%
 Common 5-15%
 Abundant 15-60%
 Massive  60%

CORE REC'D	DEPTH m	GEOLOGY	VISUAL LOG	TRACE	COMMON	ABUNDANT	MASSIVE	DEPTH m	MINERALIZATION
	126.1	PyP as above.							Pyrite 5%-10% as above.
3.05	128.1	<u>Fault zone</u> 60% sheared and broken core 20° to core axis.							
	130	Below 130.2 m bands of fine lithic tuff generally bedded at 45° to core axis as indicated in the visual log.							
3.05	135							132.8 Pyrite 15% as irregular veins and networks, 133.1 rare galena. Pyrite 5%-10% as above.	
3.05	140							137.1 Pyrite 15% as irregular veins and networks. 137.5 Pyrite 5%-10% as above.	
3.05	145	142.1 - 143.0 m Disrupted and cut by an intense network of sericite carbonate veinlets average 1-2 mm. Below 143.0 m fragments tend to be less rounded, more irregular in shape.							
3.05	150							145.3 - 147.5 m Trace galena as very fine disseminations and secondary aggregates, rare pale brown sphalerite 147.5 Pyrite 5%-10% as above, rare galena.	



DIAMOND DRILL LOG

Hole No QR 47 Page No 10.

Feature : Bedding Shearing
 Foliation Fault
 Fragment - size & shape Vein carbonate
 c
 q quartz

Mineralization : Trace 1-5%
 Common 5-15%
 Abundant 15-60%
 Massive $\geq 60\%$

CORE REC'D	DEPTH m	GEOLOGY	VISUAL LOG	TRACE	COMMON	ABUNDANT	MASSIVE	DEPTH m	MINERALIZATION
		DTL as above.							Pyrite 3%-5% as above.
	3.05								
	227.5							227.5	Pyrite 5%-10% as disseminations.
	2.45	PyP Grey (occasionally buff) carbonated sericitised coarse <u>feldspar crystal lithic tuff</u> .							
	230	This unit may be described as a hybrid mixture of PyP and DTL types. Buff coloured DTL fragments are common as are zones of buff feldspar crystal tuff.							
	3.05	The unit is partly disrupted and fragment outlines are often obscure.						231.4	Pyrite 30%, sphalerite 3%, and galena 1% as aggregates and veins in a sheared zone.
	3.0	Lithic fragments are irregular generally less than 3 cm, consisting of, buff dacitic lava characterised by pale green sericite aggregates after feldspar (often with euhedral outlines) in a buff siliceous ground-mass and light grey to green tuffaceous material generally wholly sericitised.							
	235	Feldspar crystals are represented by frequent sericite aggregates to 2 mm within the matrix.							
	3.1	The matrix is light grey and siliceous, pyrite rich.							
	240	There is a crude alignment of fragments or foliation at 50° to core axis.						239	Pyrite 3%-5% as disseminations, irregular veins and networks of fine subhedral to euhedral crystals.
	2.9	Fractures 30° - 60° to core axis.							
		235.4 m 10 cm carbonate cemented breccia zone.							
	3.1							244	3 cm Pyrite 70%.
	245								
	1.85	246.75 - 247.4 m Fault and quartz veins over 80 cm.							
	247.4								
	1.5	Light grey to buff carbonated feldspar crystal lithic tuff agglomerate, as above, fragments are coarser up to 6 cm.							
	3.05								
	250								



DIAMOND DRILL LOG

Hole No QR 47 Page No 11.

Feature : Bedding Shearing Foliation Fault Vein Fragment-size & shape

Mineralization : Trace 1-5%
Common 5-15%
Abundant 15-60%
Massive \times 60%

CORE REC'D	DEPTH m	GEOLOGY	VISUAL LOG	MINERALIZATION			DEPTH m
				TRACE	COMMON	ABUNDANT	
		PyP as above. Small carbonate veins to 1 cm are common.					Pyrite 3%-5% as above.
	3.05						
	255	Below 254.5 m buff coloured fragments of dacitic lava are more conspicuous.					
	3.05						
	3.05	260.65 m Crude fragment alignment or bedding at 50° to core axis.					
	3.05						
	265	265 m Irregular fragments of grey chert have been noted.					
	3.1						
	3.0						
	270						
	3.1						
	273						
	3.0	DTL Grey to buff <u>vitric feldspar crystal tuff-lava</u> . This unit appears to be a hybrid of DTL and PyP types. There is a general lack of fragments. Buff colouration is conspicuous.					
	275						



DIAMOND DRILL LOG

Feature : Bedding Shearing
 Foliation Fault
 Fragment-size & shape Vein
c carbonate
q quartz

Mineralization : Trace 1-5%
 Common 5-15%
 Abundant 15-60%
 Massive >60%

CORE REC'D	DEPTH m	GEOLOGY	VISUAL LOG	TRACE	COMMON	ABUNDANT	MASSIVE	DEPTH m	MINERALIZATION
		The rock is vitric due to small "flattend" quartz aggregates, < 2 mm. Feldspar crystals are represented by pale green sericite aggregates.							Pyrite 3%-5% as above.
	3.05	The matrix is buff coloured and siliceous. Pyrite filled fractures often give a pseudo fragmental appearance.							
	278.7	PyP <u>Grey lithic tuff agglomerate.</u>							
	3.05	A "hybrid" type similar to those described above.							
	280	There is an increase in chlorite resulting in a pale green colouration, particularly to the previously buff coloured fragments.							
	3.05	283.3 - 284.2 m Autobrecciated, irregular fragments in a matrix of similar composition.							
	285								
	1.55								
	1.5								
	2.9								
	290								
	1.7								
	2.4	Below 293 m the rock is a well sorted (transported volcanic debris?) lithic tuff agglomerate.							
	295								
	1.8	296.4 <u>Fault zone</u> Pug, sheared and broken core.							
	1.4	The rock is now a coarse lithic tuff.							
	1.5								
	300								

BROKEN CORE



DIAMOND DRILL LOG

Feature : Bedding Shearing
 Foliation Fault c carbonate
 Fragment - size & shape Vein q quartz

Mineralization : Trace 1-5%
 Common 5-15%
 Abundant 15-60%
 Massive >60%

CORE REC'D	DEPTH m	GEOLOGY	VISUAL LOG	TRACE	COMMON	ABUNDANT	MASSIVE	DEPTH m	MINERALIZATION
	2.15	Fractures, sub-parallel and at 20°, 40° and 60° to core axis, commonly chlorite lined.	F						Pyrite <1% as above.
	3.4		F						
	330		F						
	3.05		F						
	335		F						
	3.05	335.4 PyP Grey-green lithic tuff agglomerate. (Appears to be a hybrid of PyP, and the DTL as described above.) Fragment outlines are sub-rounded, they consist of altered porphyritic lava?, recrystallised chert and fine grey tuff, from 0.5 mm to 10 cm. The matrix is dark coloured due to fine pyrite and consists mainly of quartz grains with some carbonate.	B					335.4	Pyrite 1%-3% as disseminations and aggregates of fine subhedral to euhedral crystals.
	3.05		B						
	340		B						
	1.85		B						
	341.5	DTL? Pale green carbonated lithic feldspar crystal tuff agglomerate. Similar to the unit as described above 335.4 m. Increased carbonate has altered the rock pale green-buff in colour.	B					341.5	Pyrite <1% as minor aggregates and disseminations of fine subhedral to euhedral crystals.
	1.8		B						
	3.05	343.7 - 345.0 m Dark green in colour, zone of chlorite alteration. Fragment outlines are often obscure.	B						
	3.05		B						
	350		B						



DIAMOND DRILL LOG

Hole No QR 47 Page No 17.

Feature : Bedding Shearing
 Foliation Fault -F
 Fragment - size & shape Vein c carbonate
 q quartz

Mineralization : Trace 1-5%
 Common 5-15%
 Abundant 15-60%
 Massive >60%

CORE REC'D	DEPTH m	GEOLOGY	VISUAL LOG	TRACE	COMMON	ABUNDANT	MASSIVE	DEPTH m	MINERALIZATION
		DTL as above.							Pyrite 1%-2% as above.
	3.05	Fragments to 10 cm of dacitic lava (characterised by pale green sericite aggregates in a grey to buff siliceous matrix or groundmass) have been noted.						402.5	10 cm Py 30% as disseminations and veins.
								403.0	15 cm Py 30% as above.
	405								Below 403 m pyrite <1% as very fine disseminations.
	2.6								
	3.05								
	410	Below 407 m vesicles (amygdules) are often chlorite filled.							
	3.05								
	415								
	3.05								
	420								
	2.5								
	422.1	E.O.H.							