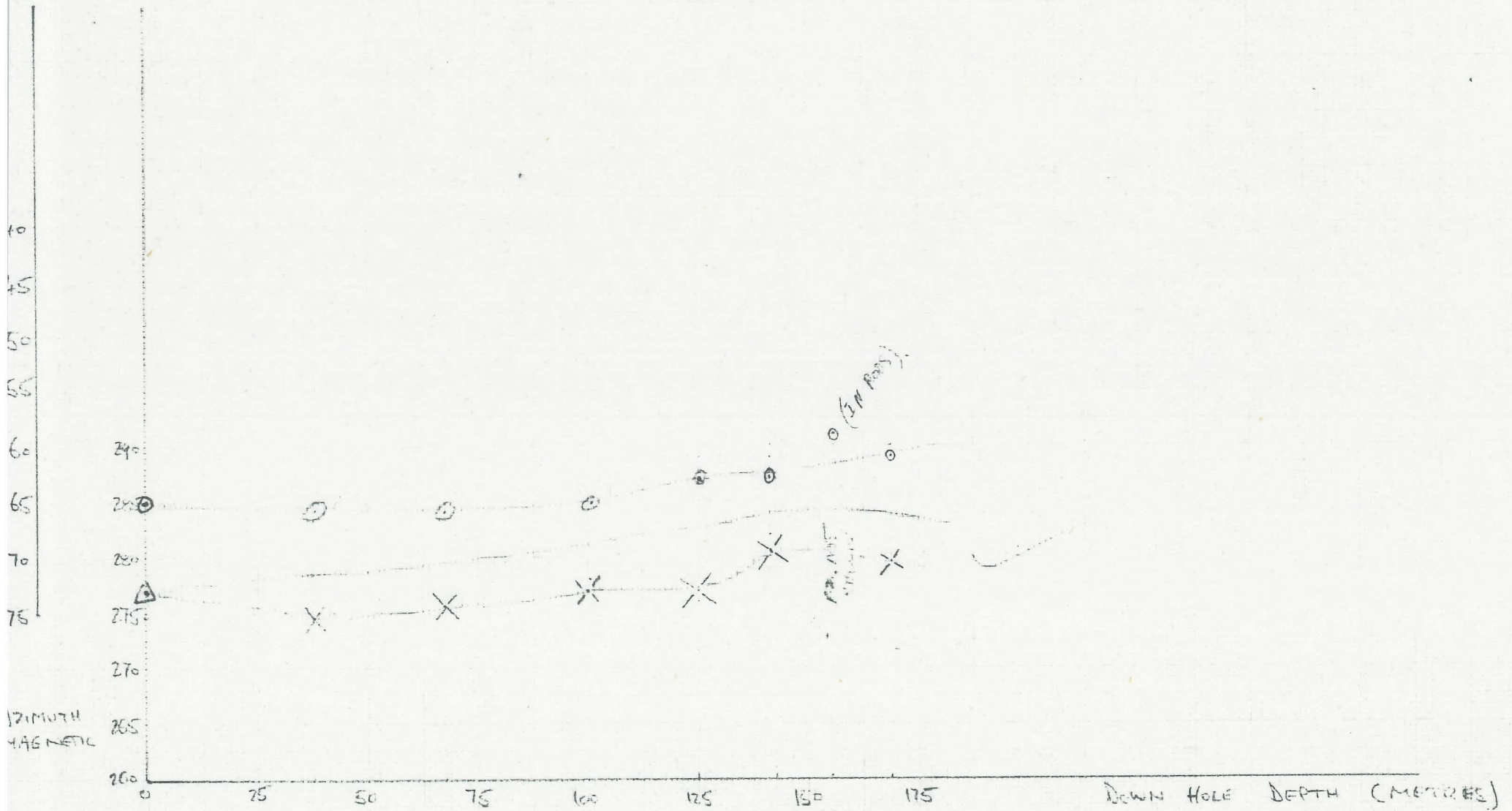




OR 90 D, EASTMAN SINGLE SHOT DOWN HOLE CAMERA SURVEYS

DEPTH METERS



○ DIP

× AZIMUTH

△ SURVEYORS PICK UP

□ the compass/clinometer







# DIAMOND DRILL LOG

Hole No 90D

Page No 3

Feature : Bedding   
 Foliation   
 Fragment-size & shape

Shearing   
 Fault   
 Vein c carbonate  
 q quartz

Mineralization : Trace 1.5%  
 Common 5-15%  
 Abundant 15-60%  
 Massive >60%

CORE REC'D	DEPTH m	GEOLOGY	VISUAL LOG	TRACE	COMMON	ABUNDANT	MASSIVE	DEPTH m	MINERALIZATION
	3.00	altered tuffaceous debris. Alteration is <u>carbonate-chlorite</u> .							Pyrite trace.
	51.75	(End of fractured zone)							
	3.00	55 Colour is pale fawn to mottled green. Foliation in fragments is random; some possibly bedding (crystal tuff) some flow banding. Fragments have been extended by shearing at 50° to core axis.							
	3.00	N.B. This zone is a particularly good example of randomly oriented banded (bedded) fragments. Flow banding?							
	60								
	3.00								
	0.95								
	2.00								
	65								
	3.10								
NQ	1.05								
BQ	69.05	End of NQ core.							
	1.87	70 Below 71m pale fawn porphyritic fragments become dominant; sizes range up to 20 cms <u>coarse agglomerate</u> (probably dacitic feldspar porphyry lava fragments).							
	2.95								
	3.01	75							





# DIAMOND DRILL LOG

Hole No QR90D

Page No 5

**Feature :** Bedding Shearing   
 Foliation Fault   
 Fragment-size & shape Vein c carbonate  
 q quartz

**Mineralization :** Trace 1-5%  
 Common 5-15%  
 Abundant 15-60%  
 Massive >60%

CORE REC'D	DEPTH m	GEOLOGY	VISUAL LOG	TRACE	COMMON	ABUNDANT	MASSIVE	DEPTH m	MINERALIZATION
	100.1	Orange and green vitric dacitic(?) lava. DTL (carbonated and chloritised), partly feldspar porphyry.						100.1	Pyrite trace, occasional fragments in fragmental units.
	102.39	Mottled green to cream lithic tuff- AP? agglomerate. Fragments are chloritic, matrix is grey or cream (sheared sericitic)							
3.00	104	Mostly orange, also mottled green (DTL chloritic, feldspar porphyry tuff lava, or lava. Some "dendritic" chlorite alteration; ?flow banding 25° to core axis. Rock is massive.							
	104.9	Tuff-agglomerate, chloritic feldspar DTL/AP crystal tuff, pink tuff lava & pyritic cherty fragments.							
2.25	105	Feldspar crystal tuff lava (or? crystal tuff)							
	105.3	See below.* DTL/AP							
	105.9	DTL							
0.40		FAULT ZONE: shattered, quartz veined, zone: carbonate also, little pug, very							
0.50		rubbly. (pug not recovered?)							
	107.22	107.40 - 107.60, quartz vein, with some							
	107.96	carbonate in perpendicular tension gashes, also chlorite (fine, massive)							
3.00		*105.30-107.96: DTL lithic tuff: pink lava fragments in a sericite pale green matrix.							
	110								
	110.79	Major quartz-carbonate vein, chloritic margins.							
2.80	111.30	107.96 onwards (to 122.85). DTL pink foliated altered feldspar porphyry lava or tuff-lava. The foliation (? flow banding) is typically 35° to C.A. Narrow (2mm) carbonate veins occur throughout, with chloritic selvages.							
	115	Between 111.30 and 121.60 the colour is a brownish pink, tectonically brecciated, with joint surfaces carrying chlorite. The colour is suggestive of MTL.							
2.80		Alteration throughout in carbonate-sericite cleavage, where developed is 30° to core axis.							
	120	Below 121.50, orange-pink cleaved feldspar porphyry (lava?), uniformly fine grained.							
3.10									
	122.85	Texturally identical with DTL above unit, except that colour is dominantly green due to pervasive chlorite, locally fawn, and pinkish.							
3.00									

PATCHY BROKEN CORE  
BROKEN CORE



# DIAMOND DRILL LOG

Hole No QR90D

Page No 6

## Feature :

Bedding

Foliation

Fragment-size & shape

Shearing

Fault

Vein c carbonate  
q quartz

Mineralization : Trace 1-5%

Common 5-15%



Abundant 15-60%

Massive >60%

CORE REC'D	DEPTH m	GEOLOGY	VISUAL LOG	TRACE	COMMON	ABUNDANT	MASSIVE	DEPTH m	MINERALIZATION
0.40		Tectonically deformed (sheared) at 35° to core axis, locally brecciated, with chlorite partings at all angles to core axis. Possibly modified lava-breccia in part, dominantly fine grained <u>dacitic lava</u> .							Pyrite trace only.
1.35									
1.25									
3.10	29.45	30cm quartz vein.	q	c					
	130	Alteration is carbonate-sericite.							
2.90									
3.10	135								
2.95									
3.15	140	Chloritic <u>lithic tuff</u> , to vesicular AP? <u>tuff-agglomerate</u> , patchy illite hydro-muscovite gives appearance of GP type unit in part. Alteration is chlorite-sericite with some carbonate veining. Cleavage is 35° to core axis.							
0.85									144.20 Trace galena.
0.80	144.30	PyP1						144.30	Pyrite 5%, splashes, stringers and disseminated grains. 2cm massive, fine galena-sph at 144.72.
1.25	145	Blue grey, sericitic, partly silicified (?chemical chert) <u>lithic tuff</u> and lithic feldspar crystal tuff. Note pinkish feldspars.						146.16	
2.00	146.7	Tuff-agglomerate, dominant DTL character but many AP (feldspar porphyry) fragments. AP fragments are green (chloritic) remainder pink.							Trace pyrite.
0.50	148.07	PyP1						148	
0.30		FAULT ZONE: (lithology described below) Cleavage is 0-35° to core axis.							Pyrite trace to 2%, fine crystals, occasional veinlets.
1.50	150	Blue-grey <u>agglomerate</u> of sericitic carbonated feldspar porphyry vitric							




# DIAMOND DRILL LOG

Feature : Bedding   
 Foliation   
 Fragment - size & shape 

Shearing   
 Fault   
 Vein  carbonate  
 quartz

Mineralization : Trace 1.5%  
 Common 5.15%  
 Abundant 15.60%  
 Massive >60%

CORE REC'D	DEPTH m	GEOLOGY	VISUAL LOG	TRACE	COMMON	ABUNDANT	MASSIVE	DEPTH m	MINERALIZATION			
	0.80	lava. Numerous erratic short carbonate veinlets, occur throughout.							Some pyrite occurs as coloform margins to calcite veins.			
	0.30	Cleavage is 40° to core axis.										
	1.45											
	0.50											
	1.00											
	155											
	0.70											
	0.55											
	1.20											
	0.30											
	0.65											
	1.15											
	160			Contact at fault. 16 cms of pug. (PyP material) PyP <sub>1</sub> /DTL								Pyrite occurring solely in the matrix shows shear folds indicating emplacement prior to deformation.
	1.30			Sheared agglomerate of pink to light grey feldspathic lava. Phenocrysts are typically 2-3mm. Fragment size varies up to 18 cms (measured). Matrix and some fragments are blue-grey due to patchy pyritisation. Alteration is carbonate sericite. Cleavage is 40° to core axis. Fragments show ragged ends due to shearing.								
	2.75											
	1.50											
	165											
	1.50											
	2.75											
	170	END OF HOLE 170.00m										