

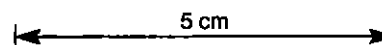
PASMINGO EXPLORATION

DIAMOND DRILL HOLE LOG

Hole ID
BPD80

DRILLING		OBJECTIVE		COLLAR SURVEY (AMG)								
Location	TASMANIA	To test the down dip extension of the massive sulphide clast bearing horizons in BPD77. The associated pyritic alteration indicates possible proximity to a massive sulphide body from which clasts were shed.		AMG mN	5384868.7	Bearing	283.0					
Project	BURNS PEAK			AMG mE	379237.8	Dip	-60.0					
Proposed	SUMMIT			mN		Hole Length	469.7					
Design By	R POLTOCK			mE		DH Survey Type	ERSTMAN CAMERA					
Logged By	M SAXON			AL	484.9							
Relogged												
Commenced	17-2-94	RESULT		DOWNHOLE SURVEY (AMG)								
Completed	18-3-94	The hole intersected a sandstone-shale-minor conglomerate sequence, varying from lithic to vitric rich, and intruded by two quartz-feldspar porphyries with peperitic margins (Southwell Subgroup equivalent). The stratigraphic position equivalent to the sulphide clast host horizon in BPD77 was not intersected. A network of thin sphalerite-galena-calcite veinlets was the highest grade mineralization intersected, located in shale at porphyry margins.		Depth	Bearing	Dip						
Drilled By	WAYNE HOW			0.0	-60.00	284.00						
Drill Rig	LONGYEAR 38			40.0	-60.70	284.00						
SIGNIFICANT CORE LOSS				POOR GROUND CONDITION ZONES				60.0	-61.10	284.00		
				From	To	Loss	From	To	Condition	120.0	-60.10	284.00
								150.0	-60.00	284.50		
HOLE SIZE		HOLE CONDITIONS AFTER COMPLETION				200.0	-59.50	285.50				
		From	To	Size	Collar	240.0	-58.80	286.00				
	0	90	HQ	Steel Casing					280.0	-58.10	287.00	
	90	469.7	NQ	PVC Casing	0-469.7					320.0	-57.40	287.80
				Ground Water	Nil					350.0	-56.70	288.00
				Wedge	Nil					400.0	-56.30	288.50
				Drill Pad	Track extended from site of BPD77. Not rehabilitated.					440.0	-58.00	287.00
								469.7	-56.50	286.00		
SIGNIFICANT INTERSECTIONS												
From	To	Int	Cu	Pb	Zn	Ag	Au	Comments				
284	290	6		0.20	0.88		3					

DESCRIPTION					GRAPHIC			STRUCTURES
From	To	LITHOLOGY	ALTERATION	MINERALISATION	Depth	Lith	Structures	STRUCTURES
0.00	20.00	FLUVIOGLACIAL DEPOSITS Cream, Orange, Fine grained, Very coarse grained, Laminated, Matrix supported, Poor core recovery. CONTACT: Conformable mixed, Shale clasts in glacial mud matrix.	Highly Oxidised,		0			
20.00	35.20	SHALE WITH MINOR SANDSTONE Dark, Grey, Fine grained, Cleaved, Bedded, Strong cleavage overprint of bedding, minor kinking of cleavage at 24.8 and 34.4m. Weak oxidation 29.6-32.2. Sandstone interbeds comprise 5%, lithic and feldspar rich. CONTACT: Gradational,		Trace to 1% pyrite DISSEMINATED, on FRACTURES, in LAMINATIONS..	20		<p>BEDDING, A 12. Bedding strongly overprinted by cleavage.</p> <p>BEDDING, A 10. D 53, N. Assuming clog = 25/05E. SA/S1 45. verg = anticline E.</p> <p>FIRST CLEAVAGE, A 34. Strong. Slaty.</p> <p>FAULT, Pug. Little movement.</p>	
35.20	40.50	SANDSTONE WITH MINOR SHALE Grey, Orange, Medium grained	Highly Oxidised					



PASMINCO LOCATION
DIAMOND DRILL CORE LOG

HOLE No. BPD80

PROJECT: BURNS PEAK: SUMMIT PROSPECT

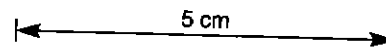
Vertical Scale 1 : 250

Page 2 of 14

DESCRIPTION					GRAPHIC			
From	To	LITHOLOGY	ALTERATION	MINERALISATION	Depth	Lith	Structures	STRUCTURES
35.20	49.50	SANDSTONE WITH MINOR SHALE Grey, Orange, Medium grained, Bedded, Common feldspar, occasional quartz crystals. Core commonly broken and puggy due to weathering. Lamination diffuse. Occasional grey shale rip up clasts. Interbedded shale strongly cleaved. CONTACT: Indistinct,	Moderately Oxidised,					
				DISSEMINATED, trace pyrite 1% galena on fractures.				FIRST CLEAVAGE, A 40, Strong, Slaty, Spaced. Weak spaced cleavage in sandstone. FAULT, Pug, Little movement.
49.50	56.10	SANDSTONE Pale, Grey, Coarse grained, Massive, Reworked, Feldspar crystal, lithic and glass shard rich. More feldspathic and coarser grained than overlying unit. Feldspar crystals subrounded to euhedral. Common anastomosing chloritized zones. Lithic fragments irregular to rounded, upto 2cm in size, generally shaley, common chloritized glassy shards. CONTACT: Faulted,		1% pyrite DISSEMINATED, on FRACTURES. trace sphal. on FRACTURES, dark brown-black, coarse grained. trace coarse grained galena, sphal., pyrite, chalco. on FRACTURES.				VEIN, Quartz, Laminated. VEIN, Quartz. FAULT, Pug, Basal contact. BEDDING, A 35, D 62, N. Assuming clug = 25/BSE, S0/S1 90, hinge zone? FIRST CLEAVAGE, A 46, BEDDING, A 40, D 66, NE. Assuming clug = 25/BSE, S0/S1 90, hinge zone? BEDDING, A 44, FIRST CLEAVAGE, A 46,
56.10	65.80	SANDSTONE INTERBEDDED WITH SHALE Feldspar rich greeny grey sandstone, moderately laminated, typically medium grained. Occasional lithic clasts. 40% interbedded dark grey shale. Weakly upwards fining sequence. Trace dissem. pyrite in shale; rare gal/sphal in fractures in sandstone. CONTACT: Faulted, FAULT ZONE (PUG) Qtz vein and cataclastite zone. Fractured clasts in pug matrix.		trace coarse grained sphal., galena, pyrite on FRACTURES, in VEINLETS. VEIN, very minor sphalerite sphal. veinlets crosscut cleavage.				
56.10	57.30	SANDSTONE Feldspar rich, dark green, medium grained, matrix supported sandstone. Sericitization of feldspars and matrix related to above fault. Weakly laminated by feldspar content. CONTACT: Indistinct,	Moderately Sericitised,	2% pyrite in VEINLETS. Pyrite is commonly assoc. with qtz grains.				
67.90	103.00	SANDSTONE WITH MINOR CONGLOMERATE Pale grey to pale green	Moderately Carbonatised, Slightly Sericitised,					FAULT, Pug, Small

5 cm

DESCRIPTION					GRAPHIC			
From	To	LITHOLOGY	ALTERATION	MINERALISATION	Depth	Lith	Structures	STRUCTURES
		<p>CONTACT: Indistinct,</p> <p>SANDSTONE WITH MINOR CONGLOMERATE Pale grey to pale green med to coarse grained sst. Abundant 1mm sub-euhedral feldspar xls and qf porphyry, shale, pumice lithic clasts. Occ. glass frags. and qtz grains. Lithic clasts increase in size and frequency dhole. Carb alt >92.6m producing bleaching and clast rim altn. Patchy sericitization of feldspar. Trace pyrite disseminated throughout.</p> <p>CONTACT: Faulted, Marked by vein.</p>	Slightly carbonised.	<p>VEIN, sphalerite galena</p> <p>trace galena on FRACTURES.</p> <p>VEIN, trace sphalerite on fractures.</p>	70		<p>BEDDING, A 25, Pug.</p> <p>Fault, Pug, Small</p> <p>Fault, A 15, Brittle, Slickenlines.</p> <p>Fault, Pug, Small</p> <p>Fault, Pug.</p>	
103.00	109.90	<p>SILTSTONE Blotchy brownly green vitric mudstone, fining uphole. Massive to weak slightly undulose lamination. Minor pyrite spotting.</p> <p>CONTACT: Carbonated, at 40 degrees to horizontal</p>	Slightly Carbonatised.		100		<p>VEIN, Carbonate.</p> <p>BEDDING, A 40, Younging uphole.</p>	



845107

PASMINCO CORPORATION
DIAMOND DRILL CORE LOG

HOLE No. BPD80

PROJECT: BURNS PEAK: SUMMIT PROSPECT

Vertical Scale 1 : 250

Page 4 of 14

DESCRIPTION			GRAPHIC					
From	To	LITHOLOGY	ALTERATION	MINERALISATION	Depth	Lith	Structures	STRUCTURES
		ophore. Massive to weak slightly undulose lamination. Minor pyrite spotting. CONTACT: Gradational, at 40 degrees to Increasing grainsize and feldspar content.						BEDDING, R 40, Younging uphole.
109.90	113.30	SANDSTONE Richly feldspathic grey green, medium grained sandstone. Lithic rich with abundant irregular of porphyry and vitric fragments to 2cm. Feldspar crystals typically grain supported, minor pale grey matrix. Patchy sericitization of feldspar crystals. Occasional glassy chlorite clots. Sericitic 112.1-112.5m. CONTACT: Gradational, at 45 degrees to Increasing grainsize and lithic content.	Slightly Carbonatised, Slightly Sericitised.	trace sphal. trace pyrite DISSEMINATED as blebs.	110			VEIN, Quartz, Carbonate, Chlorite.
113.30	125.40	BRECCIA WITH MINOR SANDSTONE Abundant lithic clasts, typically 3-5cm in size, in mid green feldspar crystal rich sandstone matrix as above. Clasts are fb rhyolite and of porphyry dominated, plus common sericite replaced clasts and occasional vitric mudstone clasts. Rare quartz grains. Occasional chl pseudoclasts of probable glassy origin. Clasts and matrix locally sericitic. Minor calcite veining throughout. Trace disseminated pyrite and sphalerite throughout. CONTACT: Indistinct, Rapid decrease in lithic clasts. Similar matrix in underlying unit.	Moderately Carbonatised, Slightly Sericitised.	VEIN, carbonate sphalerite	120			BEDDING, R 42, D S, M
125.40	137.30	SANDSTONE WITH MINOR BRECCIA WITH MINOR SILTSTONE Pinky green to dark green lithic and vitric rich sandstone, grading to breccia as above. Clasts are fb rhyolite, of porphyry, and pumice/glass dominated, plus occasional vitric mudstone. Massive to weakly laminated, poor sorting, little reworking. Patchy sericitization of matrix. Occasional large quartz grains. Trace pyrite blebs throughout. CONTACT: Faulted,		irreg. galena, sphal., calcite VEINLETS, coarse grained. qtz, chl, calc, sphal and galena VEINLETS.	130			BEDDING, R 45.
137.30	167.70	TURBIDITE Numerous upward fining lithic, vitric, crystal turbidites, typically 0.2-1.0m thick. Mid brown to mid green in colour, well laminated, coarse grained sandstone grades to silt or vitric mudstone. Sand clasts	Slightly Sericitised, Slightly Carbonatised.	calcite, sphalerite VEIN.	140			VEIN, Quartz, Carbonate, Chlorite.
								FAULT, Pug. Little movement.
								FAULT, Assoc. ser plus qtz.
								VEIN, R 80, Carbonate.
								Sandstone breccia, quartz-calcite stockwork.
								VEIN, Quartz, Chlorite.

5 cm

DESCRIPTION			GRAPHIC				
From	To	LITHOLOGY	ALTERATION	MINERALISATION	Depth	Lith. Structures	STRUCTURES
		green in colour, well laminated, coarse grained sandstone grades to silt or vitric mudstone. Sand clasts subrounded and clast supported. Turbidites vary from lithic rich to occasionally glass rich. Occasional quartz grains. Possible pumice. CONTACT: Conformable abrupt, at 70 degrees to Sedimentary contact.			140		VEIN, Quartz, Chlorite, Irregular. FAULT, A 30, Brittle, Cataclastic fit plus ser. alt. BEDDING, A 65, Younging uphole. VEIN, Carbonate, Irreg. vns of calc with min bx of wallrock. FAULT, Pug, Little movement. FIRST CLEAVAGE, A 30, Weak, Spaced.
				minor qtz-sphal. VEINLETS.			
				minor qtz-calcite-sphal. VEINLETS.			BEDDING, A 45, Younging uphole.
					150		
		SILTSTONE Massive ungraded dark green vitric mudstone, similar to fine grained beds above. Probable pumic clot. CONTACT: Unassigned, at 80 degrees to					FAULT, A 40, Pug, Small, down hole slickenlines. BEDDING, A 65, Younging uphole. FIRST CLEAVAGE, A 25, Strong, Spaced.
167.20	168.40	PUMICEDUS MASS FLOW Creamy green med to coarse grained pumice and lithic mass flow. Uphole fining, poorly sorted. Numerous chlorite clots. CONTACT: Conformable abrupt, at 80 degrees to	Slightly Bleached,	2% DISSEMINATED pyrite as 1mm clots, amount increasing with grainsize.			
168.40	170.20			1% pyrite DISSEMINATED and on FRACTURES.	170		VEIN, A 25, Carbonate, Quartz, Chlorite. Min assoc. stockwork vng.
170.20	175.30	SILTSTONE WITH MINOR SANDSTONE Pale yellow green, well laminated vitric mudstone. Occasional lithic clasts and feldspar crystals. Carbonaceous grey mudstone 172.9-173.5 with possible limestone lamination. Minor soft sediment deformation. Weak sericitization 175.0-175.3; silicified 171.3-171.6m. Pyrite in 1-2mm nodules and spots		DISSEMINATED, trace pyrite minor calcite-sphal. VEINLETS in carbonaceous shale only.			BEDDING, A 76.

5 cm

DESCRIPTION				GRAPHIC			
From	To	LITHOLOGY	ALTERATION	MINERALISATION	Depth	Lith	Structures
173.78	181.60	deformation. Weak sericitization 175.0-175.3; silicified 171.3-171.6m. Pyrite in 1-2mm nodules and spots throughout. FAULT ZONE (PUG) Brecciated, cataclastic, puggy.					
		QUARTZ PHYRIC MASS FLOW Pinky to greeny medium grained of porphyry derived sandstone/breccia. 5-10mm round qtz, chloritic glassy clots, pumice, of porphyry clasts with sericitized feldspar. CONTACT: Conformable abrupt, at 80 degrees to Erosional.					
181.60	190.90	SHALE GRADING TO SILTSTONE WITH MINOR LIMESTONE Dark brown to black, well laminated carbonaceous and vitric mudstone, becoming more vitric, less carbonaceous with depth. Occasional pale grey limestone interbeds, typically fractured and calcite veined. Mottled appearance. Frequent soft sediment deformation. CONTACT: Gradational,	Moderately Carbonatised.	minor calcite-pyrite VEINLETS, pyrite rims calcite.			
190.90	204.00	SILTSTONE WITH MINOR SANDSTONE Pale green to pale pink vitric mudstone that grades downhole to vitric/crystal sandstone. Massive to very weak lamination. Mottled appearance due to variable and fracture controlled alteration. Common matrix supported sericitized vitric fragments in sandstone. Common spiderweb carbonate veinlets and very minor pyrite+sphalerite on fractures throughout. CONTACT: Faulted, Associated veining.	Slightly Carbonatised. Slightly Albitised.				
		SANDSTONE WITH MINOR SILTSTONE Mid green feldspar plus minor quartz crystal sandstone, with vitric rich matrix as above. Feldspars in part fractured, sericitised. CONTACT: Gradational, Rapid increase in quartz content.					
204.00	206.10	SANDSTONE GRADING WITH QUARTZ PHYRIC MASS FLOW Interbedded mid grn feld plus qtz sst as above, with creamy-grn blotchy qtz and feld rich sst/gravel. Qtz xls 2-6mm, typ. rounded, occ. fract., feld xls irreg-euhedral, 1-3mm, fract, sericitized in part. Little matrix, xl support. Lithics of porphyry dominated, plus black shale, vitric mudst. Irreg chl+ser clots replace matrix. CONTACT: Gradational, at 45 degrees to	Slightly Carbonatised.				
206.10	214.10	QUARTZ PHYRIC MASS FLOW Blotchy cream-grn qtz+feld	Moderately Carbonatised. Slightly Sericitised.				

5 cm

PRSMINCO EXPLORATION
DIAMOND DRILL CORE LOG

HOLE No.

BPDB

PROJECT: BURNS PEAK: SUMMIT PROSPECT

Vertical Scale 1 : 250

Page 7 of 14

From		To	DESCRIPTION	ALTERATION	MINERALISATION	Depth	Lith	Structures	STRUCTURES
			CONTACT: Gradational, at 45 degrees to			210			VEIN, A 45. Carbonate, Breccia.
214.10		218.00	QUARTZ PHYRIC MASS FLOW Blotchy cream-grn qtz+feld sst/gravel as interbedded above. Matrix poor, xl supported. Quartz xls 2-6mm typ. rounded, occ. fract., feld xls comprise 80%, crm-grn, irreg-euhedral, 1-3mm typ. Lithics of porphyry, bl shale dominated plus vitric mudstone. Irreg chl+ser clots replace matrix. CONTACT: Conformable mixed, at 45 degrees to Introduction of shale.	Moderately Carbonatised, Slightly Sericitised.					VEIN, A 40. Carbonate, Chlorite, Pyrite.
218.00		224.90	BLACK SHALE INTERBEDDED WITH SANDSTONE CONTAINING INCLUSIONS OF ACID LAVA Carbonaceous shale/sandstone disrupted by qf porphyry peperite. Bedding contorted, overprinted. Sediment bleached and silicified by lava. 20-30% of unit is lava frags, irreg, lensoidal clumps of ser and/or chl with abund. coarse qtz and feld xls. CONTACT: Conformable abrupt, at 70 degrees to Visible lithic fragments.	Slightly Carbonatised, Moderately Bleached.	DISSEMINATED, trace pyrite ZZ pyrite DISSEMINATED and on FRACTURES. Coarse nodules of pyrite clast controlled in part. Uncommon where strong metm. Remob primary?	220			
224.90		227.70	SANDSTONE GRADING TO CONGLOMERATE CONTAINING INCLUSIONS OF ACID LAVA Sandstone/congl disrupted by qf porphyry peperite. Bedding contorted, overprinted. Sediment bleached, silicified by lava. 10% lava fragments as above. Rare lava fragments not ser/chl alt but white, silicified, diffuse margins. CONTACT: Indistinct, at 30 degrees to Marked by pyrite lamination.	Slightly Carbonatised, Slightly Bleached.	DISSEMINATED, trace pyrite				BEDDING, Contorted
227.70		230.50	BRECCIA WITH MINOR SANDSTONE Khaki to mid green massive qf porphyry derived breccia and sandstone. Poorly sorted unit of qfp clasts in crystal rich matrix. Rare black shale clasts. Patchy silic/ser. CONTACT: Faulted, at 50 degrees to Rapid grain size reduction.	Moderately Silicified, Slightly Sericitised.	2cm wide coarsely crystalline pyrite LAMINATION. trace DISSEMINATED pyrite and sphal..				VEIN, A 45. Carbonate.
230.50		237.30	FAULT ZONE (PUG) Brecciated, veined. Early qtz-chl vng crosscut, fractured by calcite vng.	Slightly Carbonatised,	trace calcite-qtz-sphal in VEINLETS.				FAULT, A 45. Brittle, Annealed, Carbonate.
237.30		238.30	SANDSTONE WITH MINOR SILTSTONE Grey to khaki fine grained massive vitric sandstone. Rare feld xls and lithic clasts. CONTACT: Faulted, at 45 degrees to	Highly Carbonatised, Slightly Silicified.	5% sphal in VEINLET network, some assoc. calcite vng. minor calcite-sphal VEINLETS.				BEDDING, A 26.
238.30		247.28	FAULT ZONE (PUG) Brecciated. Small fault zone with assoc. calcite veining. CONTACT: Faulted,		Coarse to fine crystalline pyrite clots REPLACE matrix in sst beds and about fract. Replace feld in ser-feld-qtz clot.	240			FAULT, Brittle. Slickenlines visible. Little movement.
			SHALE INTERBEDDED WITH SANDSTONE Dark grey laminated silty pyritic shale with 20% pale grey sst interbeds. Sst feld and qtz rich, with qf porphyry, bl shale, fb rhy? clasts. Contorted bedding. Occ ser+coarse qtz clots						FAULT, Brittle, Annealed, Carbonate. Little movement.
									BEDDING, A 26. Contorted.

5 cm

DESCRIPTION					GRAPHIC			STRUCTURES
From	To	LITHOLOGY	ALTERATION	MINERALISATION	Depth	Lith	Structures	STRUCTURES
		1			280			
283.80	297.00	BLACK SHALE WITH MINOR SANDSTONE Black carbonaceous pyritic shale and silty shale as above. Bedding and lamination regular and consistent, unlike overlying unit. Minor calcite veining. CONTACT: Gradational, Increasing silicification.	Moderately Carbonatised.	2% pyrite REPLACING laminations in shale. Rarely in or about cross-cutting FRACTURES. Trace associated sphal.	290			BEDDING, A 30, Orientation more consistent in shale below 280m.
297.00	300.00	BLACK SHALE CONTAINING INCLUSIONS OF ACID LAVA Black carbonaceous shale disrupted by qf porphyry peperite. Irregular lensoidal clumps of coarse quartz+ser in shale matrix. Sediment bleached and silicified by lava. CONTACT: Gradational,	Highly Silicified. Slightly Carbonatised.		300			BEDDING, A 32, Planar
300.00	339.40	BRECCIA WITH MINOR ACID LAVA Cream to green very coarse grained qf porphyry derived hyaloclastic breccia. Coarse angular/jagged blocks set in crystal-glassy-lithic sandstone matrix. Rare jigsaw fit suggests hyaloclastite origin, however most is slightly reworked. Qtz to 5mm, feld to 2mm. Rare fracture fill calcite veining. CONTACT: Gradational,	Slightly Carbonatised, Slightly Silicified.		310			FAULT, Brittle, Little

5 cm

DESCRIPTION				GRAPHIC			STRUCTURES
From	To	LITHOLOGY	ALTERATION	MINERALISATION	Depth	Lith	Structures
					320		FALLT, Brittle, Little movement.
					330		FALLT, Brittle, Sericite, Little movement.
339.40	371.80	SANDSTONE GRADING WITH BRECCIA Greeny grey fine grained equivalent of overlying breccia, all of porphyry derived. More quartz and feldspar crystal sand, less coarse of porphyry clasts. Common sericitic wisps, probable glassy origin. Common chl clots packed with coarse qtz and feld xls. Sericite alteration patchy, strongest 363.0-365.0m, 367.7-371.8. Occ. carb vng. CONTACT: Faulted, at 30 degrees to	Slightly Silicified. Slightly Sericitised.		340		
					350		BEDDING, A 45.

5 cm

843114

PRSMINCO LOCATION
DIAMOND DRILL CORE LOG

HOLE No. BPD80

PROJECT: BURNS PEAK: SUMMIT PROSPECT

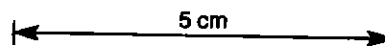
Vertical Scale 1 : 250





Page 11 of 14

DESCRIPTION					GRAPHIC			
From	To	LITHOLOGY	ALTERATION	MINERALISATION	Depth	Lith	Structures	STRUCTURES
					350			BEDDING, A 45,
					360			VEIN, A 45, Quartz, Carbonate, VEIN, Carbonate.
					370			FALLT, Pug, Annealed, Carbonate.
371.80	380.80	ACID LAVA WITH MINOR BRECCIA Dark grey to black, coarse grained, evenly porphyritic of porphyry, grading to weak breccia in part. Blotchy silica and chlorite alteration of matrix and feld from 385.7. Perv. weak carb alt. Irreg. quartz-carb vng. CONTACT: Indistinct,	Moderately Silicified, Moderately Chloritised.					FALLT, Pug, Annealed, Carbonate.
380.80	391.80	BLACK SHALE CONTAINING INCLUSIONS OF ACID INTRUSIVE Mixed black carbonaceous shale and greenish grey very fractured and glassy lava. Basal peperite of qf porphyry intrusion. Fractured qtz xls. Some marginal bleaching. Not as mixed as upper contact. CONTACT: Gradational,	Slightly Silicified, Slightly Bleached,					FALLT, Pug, Annealed,

5 cm

DESCRIPTION				GRAPHIC			
From	To	LITHOLOGY	ALTERATION	MINERALISATION	Depth	Lith	Structures
		as upper contact. CONTACT: Gradational.					
391.80	427.40	BLACK SHALE INTERBEDDED WITH SANDSTONE WITH MINOR CONGLOMERATE Pyritic black shale with occasional pale grey medium grained sst and congl. Moderate lamination commonly defined by pyrite, and vary from planer to deformed. Clasts of shale, vitric mudstone, fb rhyolite and feld and qtz xls in conglomerate. Occasional calcite+pyrite veining. Common disseminated pyrite clots. CONTACT: Conformable abrupt, at 45 degrees to LCA.	Moderately Carbonatised,				<p>FAULT, Pug, Annealed, Carbonate. 20cm of assoc. calc vng and hydro bx. Calcite rims wallrock clasts. Alteration locus.</p> <p>BROKEN CORE, Breccia, Calcite annealed hydro. bx.</p> <p>BROKEN CORE, Breccia, Carbonate, Calcite annealed hydro. bx.</p> <p>FAULT, Brittle, Little movement.</p> <p>BEDDING, A 22, Folded.</p> <p>BEDDING, A 65, Folded.</p> <p>BEDDING, A 45, Folded.</p> <p>FAULT, A 5, Breccia, Annealed, Carbonate.</p> <p>FAULT, Pug.</p> <p>BEDDING, A 15, Folded.</p> <p>BEDDING, A 20, D 31, W.</p>



DESCRIPTION					GRAPHIC			STRUCTURES
From	To	LITHOLOGY	ALTERATION	MINERALISATION	Depth	Lith	Structures	STRUCTURES
					420			BEDDING, A 20, D 31, W. Slight bedding defm.
								Fault, A 5, Pug. Annealed, Carbonate.
								BEDDING, A 25, D 35, W.
427.40	433.50	SANDSTONE GRADING WITH CONGLOMERATE WITH MINOR BLACK SHALE Creamy grey to dark grey matrix poor sst/congl, with minor intercalated black shale. Clasts siliceous, angular to subrounded, possible single mafic clast.			430			
433.50	469.70	BLACK SHALE CONTAINING LAMINAE OF SILTSTONE Laminated to massive black shale with rare pale grey siltstone interbeds. Homogeneous to EOH. Occasional fracturing with carbonate veining throughout.		trace pyrite replacing LAMINATIONS and as DISSEMINATED blebs. Rare pyrite-calcite VEINS.	440			BEDDING, A 65, Orientation more consistent in shale from 434m.
								BEDDING, A 47, D 80, N. Accurate reading.
					450			BEDDING, A 65.

5 cm

DESCRIPTION					GRAPHIC			
From	To	LITHOLOGY	ALTERATION	MINERALISATION	Depth	Lith	Structures	STRUCTURES
		3			460			BEDDING, R 70.
								Fault, Small fault with assoc. calcite vng
					470			BEDDING, R 55.
					480			
					490			

