



Pasminco Exploration

168066

Drill Hole Summary Sheet

Input

Hole_ID BCD1			Project TULLAH			Cost Code XP13/2/4/11			DBA	Geo		
Hole_Type DIAMOND			Prospect BRUCE CREEK			SDS Nos			Data Entry	Post Data		
Year 199			Tenement_No. EL 22/90						Table	Entry Val		
Wedge/Re-entry			Parent Hole_ID			Depth Wedged			Collar			
UTM E 383155-8			Local E 3125E			Ref System UTM			Init	Init		
UTM N 5372839			Local N 2800N			Ref Method DGPS			Date	Date		
UTM RL 427.2			Local RL 427.2			Ref Accuracy 1m						
UTM Datum AGD 66			Local Grid BRUCE CREEK									
UTM Zone 55			EOH 156m									
Dip -60°			True Az (UTM) 090°			Mag Az 078°			DH Survey <input checked="" type="checkbox"/> Y			
Sample No Ranges 165901-165923						Interval		DH Type		Diam		
331759 - 331768						0-156		Diamond		NTW		
Assay_Batch						Init		Init				
Duplicates/Intervals						Date		Date				
DH_Type						Init		Init				
NB: Incl Pre-collar type						Date		Date				
Date Collared 16-11-98			Date Completed 1-12-98						Collar			
Logged by O. PARFREY			Sampled By P. CHALLENGER						Init		Init	
Purpose for Hole To test IP chargeability anomaly next to NW trending structure									Date		Date	
Termination Reason Hole exceeded target depth with only minor mineralisation and alteration												
Drilling Company L.I.D.P.S			Casing Depth From 0m						Collar			
Rig Used HYDRACORE 28			Casing Depth To 156m						Init		Init	
Casing Type PVC			Casing Size 40mm						Date		Date	
Orientation Survey <input checked="" type="checkbox"/> Y			Method EASTMAN CAMERA						Collar			
Water Table Depth (m) NA			Quality NA						Collar			
Visible Mineralisation Description Disseminated and veined sphalerite (1-2%), galena (1-2%) and pyrite 2% in silica, sericite, carbonate altered fault/shear zone						Collar						
DH_Mineralisation						Inits		Inits				
						Dates		Dates				
Interval		Summary of Geology				Rock Code		Formation		DH_Geol_Summary		
0-18m		Mafic Breccia				VMBR		SVV		Init		
18-156m		Andesite cut by numerous basalt sills or dykes.				VNAN		SVV		Date		

Project: TULLAH
 Logged by: O. PARFRET
 Date: 11-2-98

**PASMINCO EXPLORATION
 DIAMOND DRILL LOG**

HOLE No. BCD1

m	VEINING and ALTERATION (1 = weak, 4 = Intense)	STRUCTURE b = bedding c = cleavage f = fault Angles to LCA	GRAPHIC LOG 80 60 40 20 0 20 40 60 80 EE	LITHOLOGY	MINERALISATION
25	Si (2) Co (2) Qtz + carbonate veins. Chl (3)	Qtz + Co uns 60° CA Contact 20° CA			Trace py in matrix.
30	Irregular sil/carb veins Chl (2) Si (2) patchy Minor leucoxene spotting	Mixing of carb veins 60° CA Qtz + Carb uns 60° CA 40° CA uns to 3cm		<u>BASALT</u> Fine grained green massive sub ophitic <u>ANDESITE</u> Feldspar phytic green massive, as above. Crystal size and content varies considerably	Trace diamond
35	Chl (3) Some leucoxene spotting			<u>BASALT</u> Fine grained green massive sub ophitic <u>ANDESITE</u> As above. Feldspar phytic massive andesite. Crystal content varies Feldspars 1-3 mm in size	Trace diamond Minor diamond
40	Chl (2), Si (2) Some hor. bleached zones - sil alt Qtz + Carb uns Chl (2) alt of matrix and ferro mag minerals.	Qtz + Carb uns to 3cm wide Vns to 60 40° CA 60° CA Fractures at 60°		Patchy silica alt (Healed zones)	Trace diamond
45	Si (1) patchy Leucoxene spots	Mod fractured & brecciated. Qtz + carb + Chl uns Contact 30°		<u>BASALT</u> Fine grained massive as above <u>ANDESITE</u> As above	Minor py trace Gra on fracture surfaces associated with Qtz uns.

Project: TULLAH




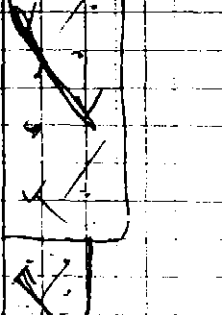

Logged by: O. PARFREY

Date: 11-2-99

**PASMINCO EXPLORATION
DIAMOND DRILL LOG**

HOLE No. BCD5

Page 5 of 7

m	VEINING and ALTERATION (1 = weak, 4 = intense)	STRUCTURE b = bedding c = cleavage f = fault Angle to LCA	GRAPHIC LOG 0 5 10 15 20 cm	LITHOLOGY	MINERALISATION
100					
105	Chl (2) pink silica + albite alteration deutritification	Mod broken Fractures 10° CA Qtz + carb vns 40-60° CA		<u>ANDESITE</u> Matrix to weakly zoned feldspar crystal poor medium grained matrix Patchy zones with xls to 5mm Pink silica + albite alteration of matrix	Minor Mg Trace dissemin Mg
110	Si (2), some albite alt Chl (2)	Strongly Fractured			
115	Si (3), Co (2) Mod-strong sil of matrix and some clasts Patchy bleached areas Carb + sil vns	Strongly fractured brecciated & veined - Sil replace matrix & clasts Hydrothermal & primary brecciation Abundant veins		<u>ANDESITE BRECCIA</u> Brecciated feldspar phyric andesite. Pale green - white jig saw fit clasts Matrix fine grained sandy texture Matrix strongly silica altered.	Dissem Mg
120	Chl (2) patchy silica Minor leucocase spotting	Veined & brecciated		<u>ANDESITE</u> Medium grained feldspar phyric andesite. Some feldspar xls to 7mm	Dissem Mg
125	Si, Co, Ser (3) associated with vein silica + albite (2) spotty alt	vein / fault Qtz + Carb vns 50° CA		<u>BASALT</u> feldspar phyric med-fine grained green matrix <u>ANDESITE</u> Dark green feldspar phyric andesite. As above. Feldspars to 6mm some zoned, blebby to euhedral shape. Crystal size and shape variable.	Qtz carb vns 50° CA Sph (2%) ga (2%) py (5%) in carb ser + silica vein Bleached carb ser alt around margin Small veins of: x ga

Project: TULLAH

Logged by: G. PARFREY

Date: 11-2-99

**PASMINCO EXPLORATION
DIAMOND DRILL LOG**

HOLE No. BCD1

m	VEINING and ALTERATION (1 = weak, 4 = Intense)	STRUCTURE b = bedding c = cleavage f = fault Angle to LCA	GRAPHIC LOG N E S E E	LITHOLOGY	MINERALISATION
125	Chl (2) Silica + albite spotting (2) Patchy devitrification	Fractured veined Qtz + Carb + Sulphide vein 20cm wide Strongly cleaved			Dissem py Sph in small vns.
130	Ser + Carb vns bleached. Sil + albite (2) spotty alt.	Qtz + Carb vns 50° CA 5cm wide		BASALT Fine grained green weakly Feldspar phyric basalt - green.	Sph (0.5%) ga (0.5%) py in vns veins amoc with ser on sil vns.
135	Chl (2) Siderite vns in bleached zones Minor leuconene spotting Some sil + albite pink spotting	Mud brown & fractured Narrow qtz vns 40° CA Fractured & brecciated		ANDESITE Variably feldspar phyric massive to diffusely banded andesite. Zones with greater concentration of feldspar xls. Some intermits crystal pool. Pink silica + albite spotting throughout (Devitrification)	Tr ga on traces Sph + ga on fracture surfaces and in veins. Dissem py in veins
140	Strongly bleached zone. Ser + carb alt Chl (1)	Strongly stockwork qtz + carb vns			Sph + Gm in veinlets on fractures.
145	Patchy sil + carb leuconene spotting Sil + Carb + chl vns	Qtz + Carb + Chl vns 60° CA Prominent fracture at 60° x 10° CA			Trace sph Dissem py
150					

Project: TULLAH

Logged by: O. PARKREY

Date: 11-2-99

**PASMINCO EXPLORATION
DIAMOND DRILL LOG**

HOLE No. BCD1

m	VEINING and ALTERATION (1 - weak, 4 - Intense)	STRUCTURE b - bedding c - cleavage f - fault Angles to LCA	GRAPHIC LOG 8 4 0 E 2 N 0 R 0 E 0 0 0 0 0 0 0 0	LITHOLOGY	MINERALISATION
150	Ch1 (2) Leucocratic spots Patchy sil+ albite alt.	Fractured at 60° CH 10° CH Qtz + Carb vns at 60° CH		ANDESITE Green weakly feldspar phytic matrix andesite.	Minor dissemin ns Trace ns
155				EOL	
160					