

Comp

Well:
Field:
Rig:

Rig: ENSCO 102
Field: Trefoil
Location: GDA94 Zone 55

Logging D
Run Num
Depth Drill
Schlumber
Bottom Lc
Top Log It
Casing Dr
Casing Sc
Bit Size
Type Fluid
Density
Fluid Los
MUD
Source C
RM @ Me
RMF @ N
RMG @ N
Source R
RM @ MF
Maximum
Circulation
Logger OI
Unit Num
Recorded
Witness

Country: **Australia**

Coring Survey

[illegible]

DEPTH SUMMARY LISTING

Date Created: 7-DEC-2004 9:29:10

Depth System Equipment

Depth Measuring Device		Tension Device		Logging Cable	
Type:	IDW-B	Type:	CMTD-B/A	Type:	7-46ZV-XS
Serial Number:	1914	Serial Number:	2336	Serial Number:	74172
Calibration Date:	24-Mar-2004	Calibration Date:	28-Apr-2004	Length:	7324.04 M
Calibrator Serial Number:	9	Calibrator Serial Number:	1051	Conveyance Method: Wireline Rig Type: Offshore_Fixed	
Calibration Cable Type:	7-46V-XS	Calibration Gain:	0.87		
Wheel Correction 1:	-5	Calibration Offset:	115.00		
Wheel Correction 2:	-5				

Depth Control Parameters

Log Sequence:	Subsequent Log In the Well
Reference Log Name:	SP-HRLA-PEX-CMR-GR Nuclear Resistivity Pri
Reference Log Run Number:	Suite-1, Run1
Reference Log Date:	24-Nov-2004

Depth Control Remarks

1. Subsequent Run in Hole. Log correlated to Schlumberger SP-HRLA-PEX-CMR-GR log, dated 24-Nov-04.
2. Primary depth reference IDW-E.
3. Several correlation passes completed during the run. Depth adjustments made in real time between stations.
4. See correlation passes presented in print for on depth Gamma Ray correlations.
5.
6.

DISCLAIMER

THE USE OF AND RELIANCE UPON THIS RECORDED-DATA BY THE HEREIN NAMED COMPANY (AND ANY OF ITS AFFILIATES, PARTNERS, REPRESENTATIVES, AGENTS, CONSULTANTS AND EMPLOYEES) IS SUBJECT TO THE TERMS AND CONDITIONS AGREED UPON BETWEEN SCHLUMBERGER AND THE COMPANY, INCLUDING: (a) RESTRICTIONS ON USE OF THE RECORDED-DATA; (b) DISCLAIMERS AND WAIVERS OF WARRANTIES AND REPRESENTATIONS REGARDING COMPANY'S USE OF AND RELIANCE UPON THE RECORDED-DATA; AND (c) CUSTOMER'S FULL AND SOLE RESPONSIBILITY FOR ANY INFERENCE DRAWN OR DECISION MADE IN CONNECTION WITH THE USE OF THIS RECORDED-DATA.

OTHER SERVICES1
OS1: SP-HRLA-PEX-CMR-G
OS2: VSI-GR
OS3: MDT-GR
OS4: FMI-DSI-HNGS
OS5:

REMARKS: RUN NUMBER 1
Subsequent Run in Hole. Full Schlumberger depth procedures applied – see Depth Summary Listing above.
Toolstring run as per tool sketch.
Objective of survey was to collect multiple cores at specified depths.
Tool was pulled out of hole after coring attempt at 3046.5m. Logs showed that weight on bit was not adjusted correctly and core pusher piston was not fully extended and marker discs were jamming. Tool was readjusted prior to Run 6.
Coring was attempted at 35 depths: 10 cores were recovered to surface.
Calibrations at end of log show coring bit set at surface for surface calibration and markers dropped when tool set in casing at 1000m and 2000m.
Coring bit set twice at 2994.8m to drop a second marker. This was done to ensure correct depths for recovered cores.
Maximum hole deviation from Sperry Sun Survey.
Maximum recored temperature was 128degC from thermometers in logging head.
Modulated from Depth Summary Listing 22 NOV 2004 for "Full" depth listing 123-03

Additional mud data: PV/YP = 49degC/51lbs/100ft2, Gels = 3/4/7 lbs/100ft2, LGS/HGS = 5.0/0.9%.

EQUIPMENT DESCRIPTION	
RUN 1	

RUN 1

GSR-U 2003

DOWNHOLE EQUIPMENT

11.23

Gamma Ray

8.29

10.34

8.81



Tension MSCT

___ TOOL ZERO

TOOL BOTTOM

MAXIMUM STRING DIAMETER 5.25 IN
MEASUREMENTS RELATIVE TO TOOL ZERO
ALL LENGTHS IN METERS

Client: Origin Energy Resources Ltd.

Drawing Date: 12/2/2004

Well: Trefoil-1

Rig Name: ENSCO 102

Field: Trefoil

Reference Datum: Mean Sea Level

State: Tasmania

Elevation: 39.6 m

Country: Australia

Production String	(in)		(m)	Well Schematic	(m)	(in)		Casing String
	OD	ID				MD	MD	
					0.0	36.000	<div>Borehole Segment</div> <div>Casing String, 310 lb/ft</div> <div>Casing Shoe</div> <div>Borehole Segment</div> <div>Casing String, 133 lb/ft</div> <div>Casing Shoe</div> <div>Borehole Segment</div> <div>Casing String, 54.5 lb/ft</div> <div>Casing Shoe</div> <div>Borehole Segment</div> <div>Casing String, 43.5 lb/ft</div>	
					0.0	30.000		
					142.6	30.000		
					142.6	26.000		
					0.0	20.000		
					214.6	20.000		
					214.6	16.000		
					0.0	13.375		
					659.6	13.375		
					659.6	12.250		
					0.0	9.625		

Well	Segment	Start Depth (m)	End Depth (m)	Segment Length (m)	Segment Volume (m³)	Segment Weight (kg)	Segment Description
Well A	Casing Shoe	2421.0	9.625	9.625			Casing Shoe
	Borehole Segment Bottom	2421.0	12.250	12.250			Borehole Segment Bottom
	Borehole Segment	2421.0	8.500	8.500			Borehole Segment
Well B	Borehole Segment	3545.1	8.500	8.500			Borehole Segment
	Borehole Segment Bottom						Borehole Segment Bottom



Core Summary

MAXIS Field Log

MSCT CORE REPORT

Core	Depth	Recovery	Remark
1	6.9 (M)	Completed	Surface Test
2	1000.0 (M)	ABORTED	Cycle bit
3	2000.0 (M)	ABORTED	Cycle bit
4	2812.0 (M)	ABORTED	Core motor stalled
5	2810.0 (M)	ABORTED	Core motor stalled
6	2805.0 (M)	ABORTED	Core motor stalled
7	2964.5 (M)	ABORTED	Core motor stalled
8	2968.3 (M)	Recovered Core	
9	2979.0 (M)	ABORTED	Core motor stalled
10	2982.0 (M)	ABORTED	Core motor stalled
11	2986.8 (M)	ABORTED	Core motor stalled
12	2987.8 (M)	Recovered Core	
13	2988.8 (M)	ABORTED	Core motor stalled

13	2988.8 (M)	RECOVERED	Core motor stalled
14	2989.8 (M)	Recovered Core	Extra marker disc dropped
15	2989.8 (M)	Recovered Core	Recovered
16	2990.8 (M)	Recovered Core	Recovered
17	2991.8 (M)	Recovered Core	Recovered
18	2992.8 (M)	Recovered Core	Recovered
19	2993.8 (M)	Recovered Core	Recovered
20	2994.8 (M)	Recovered Core	Recovered
21	2995.8 (M)	Recovered Core	Recovered
22	2996.8 (M)	Completed	Not Recovered
23	2997.9 (M)	Completed	Not Recovered
24	2998.8 (M)	Completed	Not Recovered
25	2999.8 (M)	Completed	Not Recovered
26	3000.8 (M)	Completed	Not Recovered
27	3002.1 (M)	Completed	Not Recovered
28	3002.8 (M)	Completed	Not Recovered
29	3003.8 (M)	Completed	Not Recovered
30	3008.8 (M)	Completed	Not Recovered
31	3010.8 (M)	Completed	Not Recovered
32	3026.7 (M)	Completed	Not Recovered
33	3040.5 (M)	Completed	Not Recovered
34	3041.5 (M)	Completed	Not Recovered
35	3042.5 (M)	Completed	Not Recovered
36	3043.5 (M)	Completed	Not Recovered
37	3044.5 (M)	Completed	Not Recovered
38	3045.0 (M)	Completed	Not Recovered

Schlumberger

Core at 2968.3m

MAXIS Field Log

Company: Well:

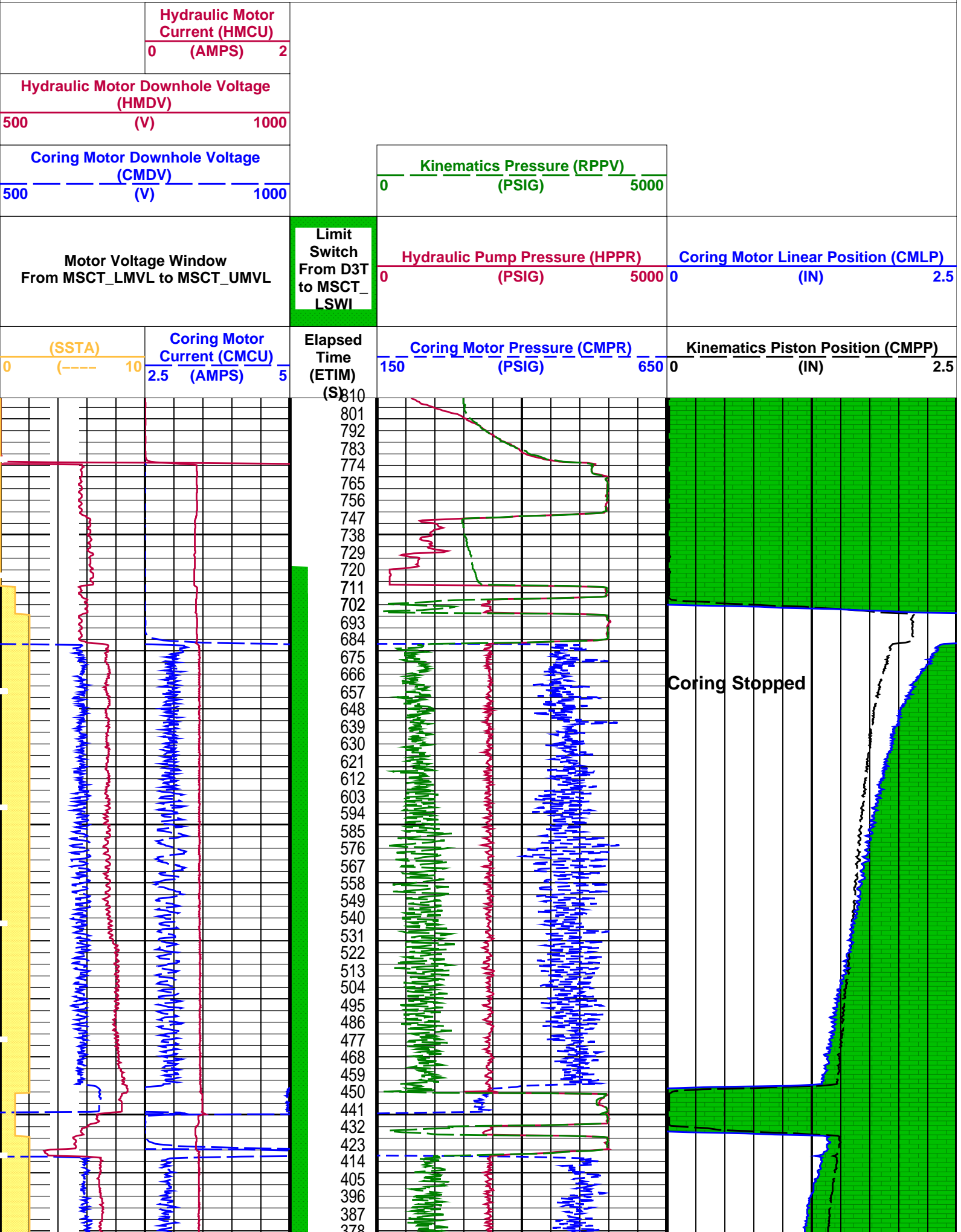
Output DLIS Files

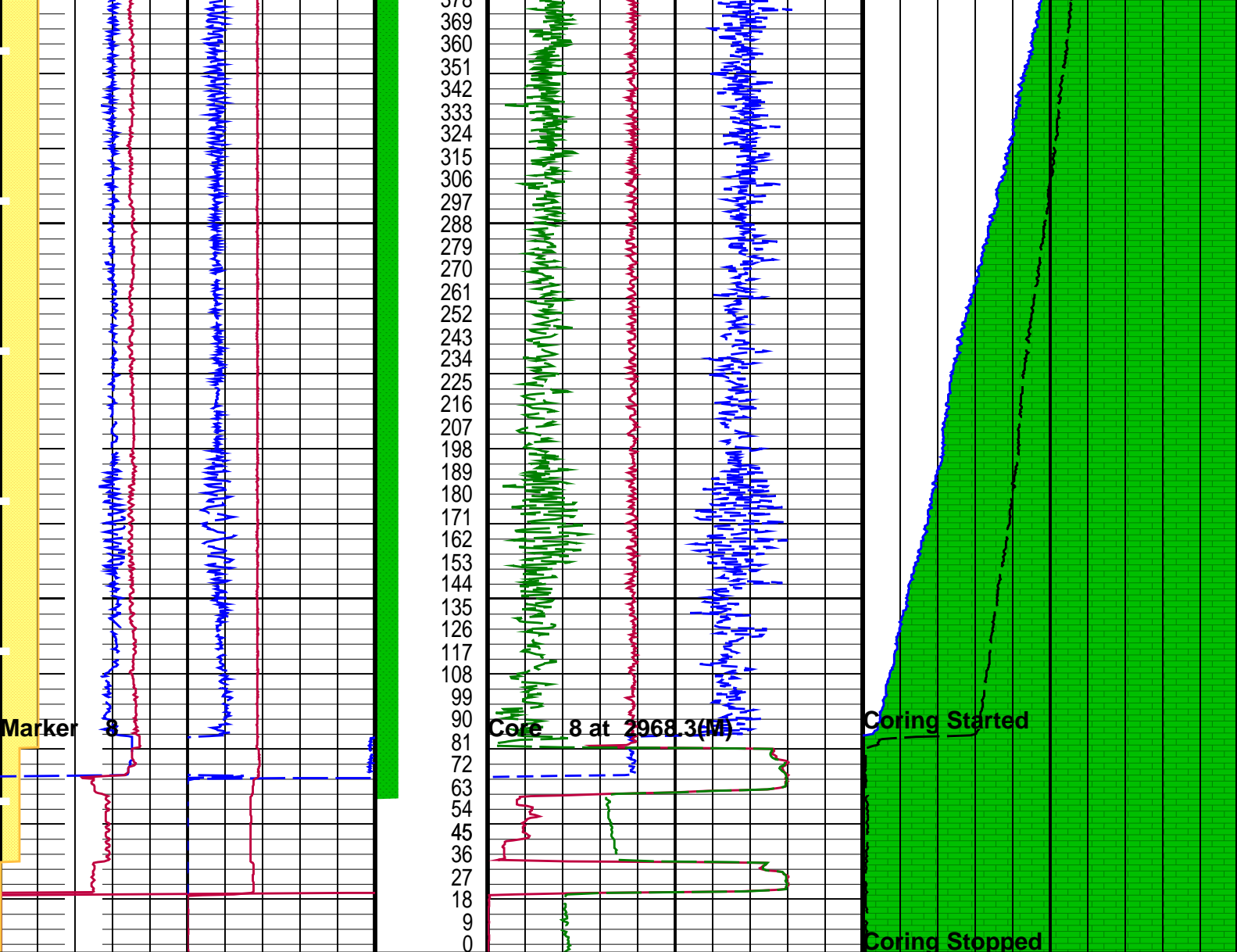
DEFAULT	MSCT_212LTP	FN:309	PRODUCER	28-Nov-2004 20:56	2968.3 M	2.1 M
MSCT_B_UP	MSCT_212LTP	FN:310	PRODUCER	28-Nov-2004 20:55	2968.3 M	2.1 M

Elapsed Time (s)	Event Summary
660.8	Coring Stopped
89.2	Coring Started
86.4	Marker 8
86.4	Core 8 at 2968.3(M)
0.0	Coring Stopped

PIP SUMMARY

Time Mark Every 60 S





<div>(SSTA)</div> <div>0-----10</div>		<div>Coring Motor Current (CMCU)</div> <div>2.5 (AMPS) 5</div>	<div>Elapsed Time (ETIM)</div> <div>(S)</div>	<div>Coring Motor Pressure (CMPR)</div> <div>150 (PSIG) 650</div>	<div>Kinematics Piston Position (CMPP)</div> <div>0 (IN) 2.5</div>
Motor Voltage Window From MSCT_LMVL to MSCT_UMVL			Limit Switch From D3T to MSCT_LSWI	<div>Hydraulic Pump Pressure (HPPR)</div> <div>0 (PSIG) 5000</div>	<div>Coring Motor Linear Position (CMLP)</div> <div>0 (IN) 2.5</div>
<div>Coring Motor Downhole Voltage (CMDV)</div> <div>500 (V) 1000</div>				<div>Kinematics Pressure (RPPV)</div> <div>0 (PSIG) 5000</div>	
<div>Hydraulic Motor Downhole Voltage (HMDV)</div> <div>500 (V) 1000</div>					
	<div>Hydraulic Motor Current (HMCU)</div> <div>0 (AMPS) 2</div>				

PIP SUMMARY

☒ Time Mark Every 60 S

Parameters		
DLIS Name	Description	Value
MSCT-AA: Mechanical Sidewall Coring Tool		

SOFF

Standoff

0

IN

Format: MSCT_PROPRIETARY_ALL_Station Vertical Scale: 1" per 60S Graphics File Created: 28-Nov-2004 20:56

OP System Version: 12C0-301

MCM

MSCT-AA 12C0-301 SGT-E 12C0-301

Output DLIS Files

DEFAULT MSCT_212LTP FN:309 PRODUCER 28-Nov-2004 20:56

MSCT_B_UP MSCT_212LTP FN:310 PRODUCER 28-Nov-2004 20:55

Schlumberger

Core at 2987.8m

MAXIS Field Log

Company: Well:

Output DLIS Files

DEFAULT MSCT_216LTP FN:317 PRODUCER 28-Nov-2004 22:00 2987.8 M 1.5 M

MSCT_B_UP MSCT_216LTP FN:318 PRODUCER 28-Nov-2004 22:00 2987.8 M 1.5 M

Elapsed Time (s)	Event Summary
386.4	Coring Stopped
119.6	Coring Started
115.2	Marker 12
115.2	Core 12 at 2987.8(M)
0.0	Coring Stopped

PIP SUMMARY

Time Mark Every 60 S

Hydraulic Motor Current (HMCU)

0 (AMPS) 2

Hydraulic Motor Downhole Voltage (HMDV)

500 (V) 1000

Coring Motor Downhole Voltage (CMDV)

500 (V) 1000

Motor Voltage Window From MSCT_LMVL to MSCT_UMVL

Limit Switch From D3T to MSCT_LSWI

Kinematics Pressure (RPPV)

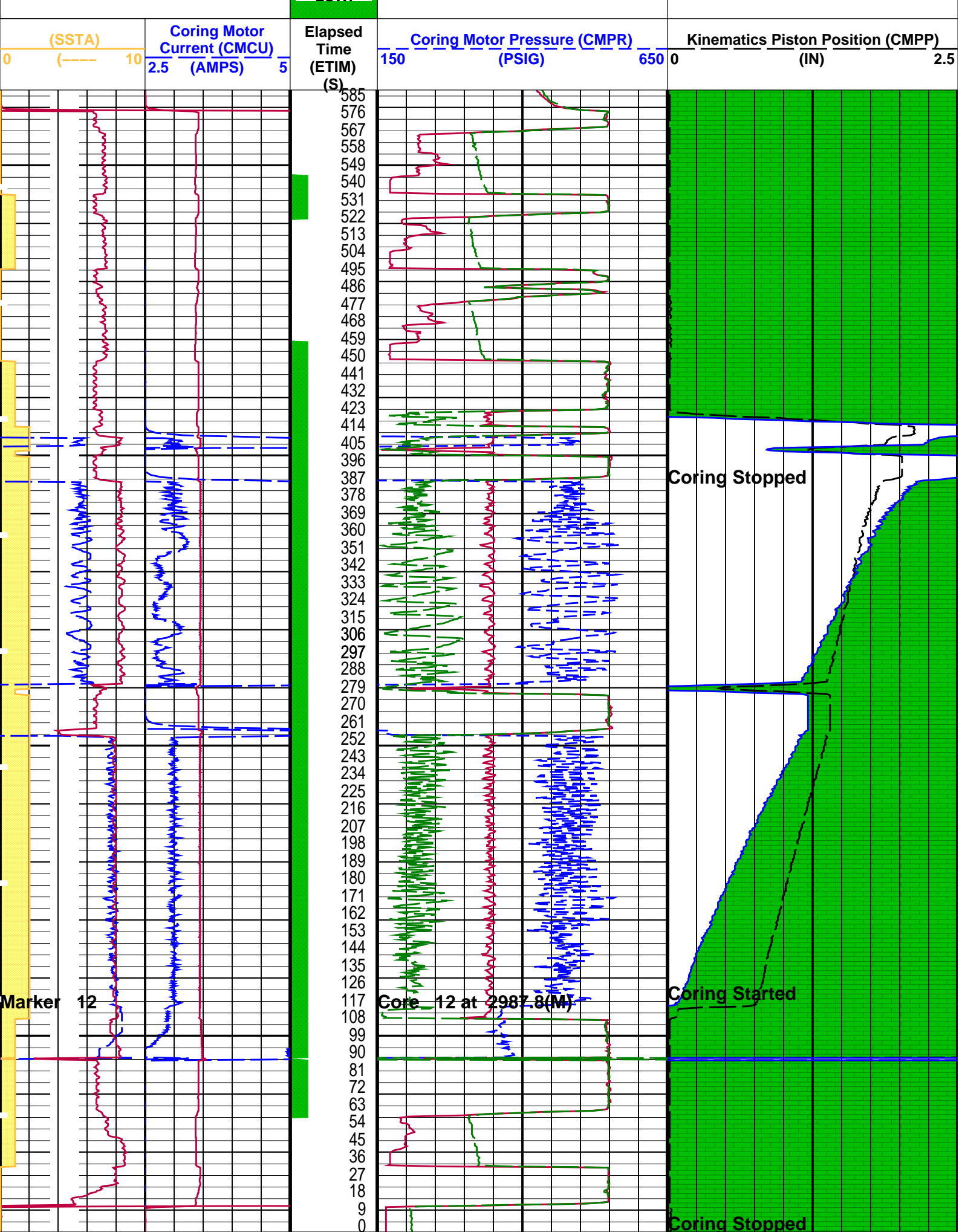
0 (PSIG) 5000

Hydraulic Pump Pressure (HPPR)

0 (PSIG) 5000

Coring Motor Linear Position (CMLP)

0 (IN) 2.5



	2.5 (AMPS)	5 (S)		
Motor Voltage Window From MSCT_LMVL to MSCT_UMVL		Limit Switch From D3T to MSCT_LSWI	Hydraulic Pump Pressure (HPPR) (PSIG)	Coring Motor Linear Position (CMLP) (IN)
			0 5000	0 2.5
Coring Motor Downhole Voltage (CMDV) (V)	500 1000		Kinematics Pressure (RPPV) (PSIG)	
			0 5000	
Hydraulic Motor Downhole Voltage (HMDV) (V)	500 1000			
	Hydraulic Motor Current (HMCU) (AMPS)			
	0 2			

PIP SUMMARY					
Time Mark Every 60 S					
Parameters					
DLIS Name		Description		Value	
MSCT-AA: Mechanical Sidewall Coring Tool		SOFF		0 IN	
Format: MSCT_PROPRIETARY_ALL_Station		Vertical Scale: 1" per 60S		Graphics File Created: 28-Nov-2004 22:00	
OP System Version: 12C0-301					
MCM					
MSCT-AA		12C0-301		SGT-E 12C0-301	
Output DLIS Files					
DEFAULT		MSCT_216LTP		FN:317 PRODUCER 28-Nov-2004 22:00	
MSCT_B_UP		MSCT_216LTP		FN:318 PRODUCER 28-Nov-2004 22:00	

Schlumberger

Core at 2989.8m

MAXIS Field Log

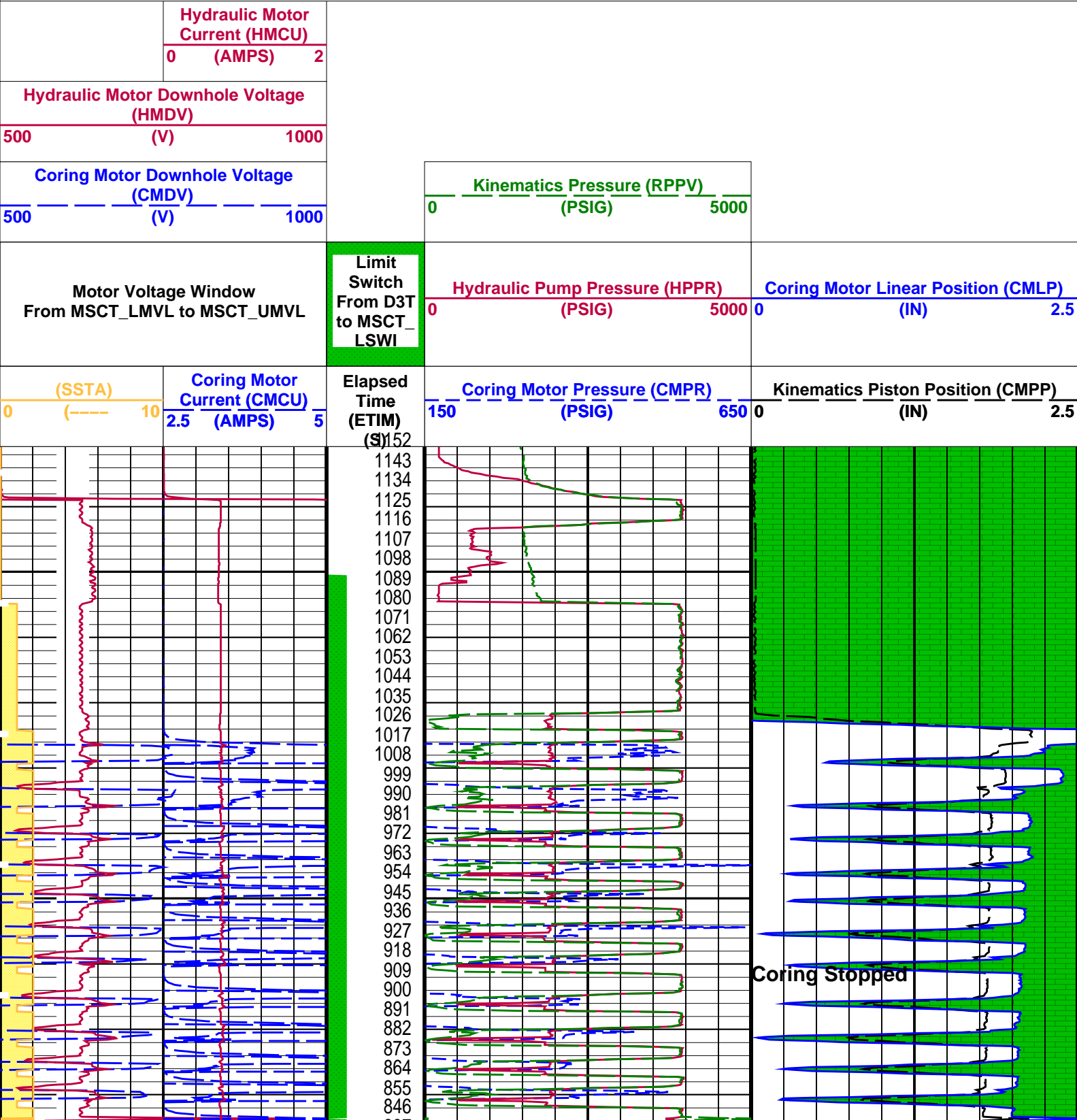
Company:						Well:
Output DLIS Files						
DEFAULT	MSCT_218LTP	FN:321	PRODUCER	28-Nov-2004 22:34	2989.8 M	2.9 M
MSCT_B_UP	MSCT_218LTP	FN:322	PRODUCER	28-Nov-2004 22:34	2989.8 M	2.9 M

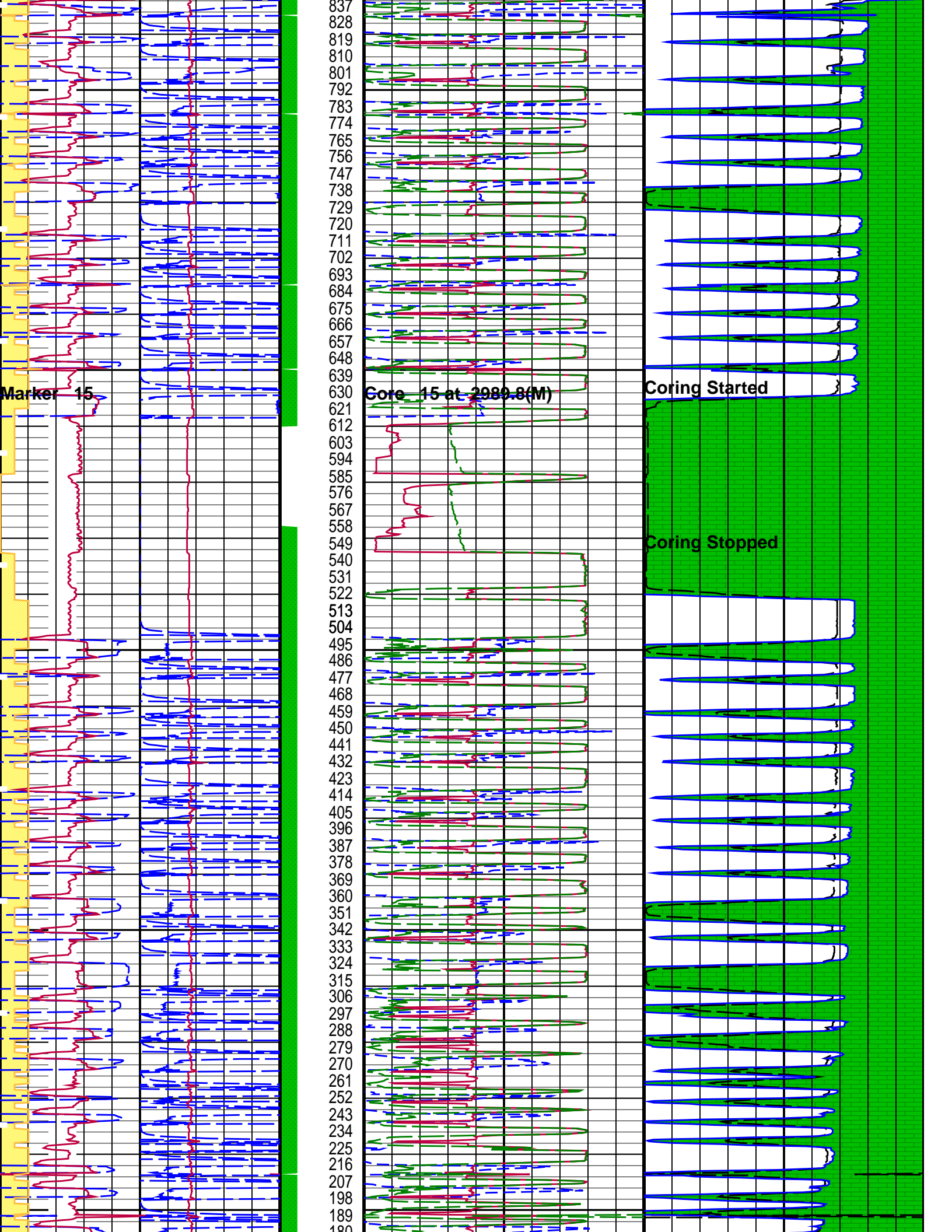
Elapsed Time (s)	Event Summary	
906.0	Coring Stopped	

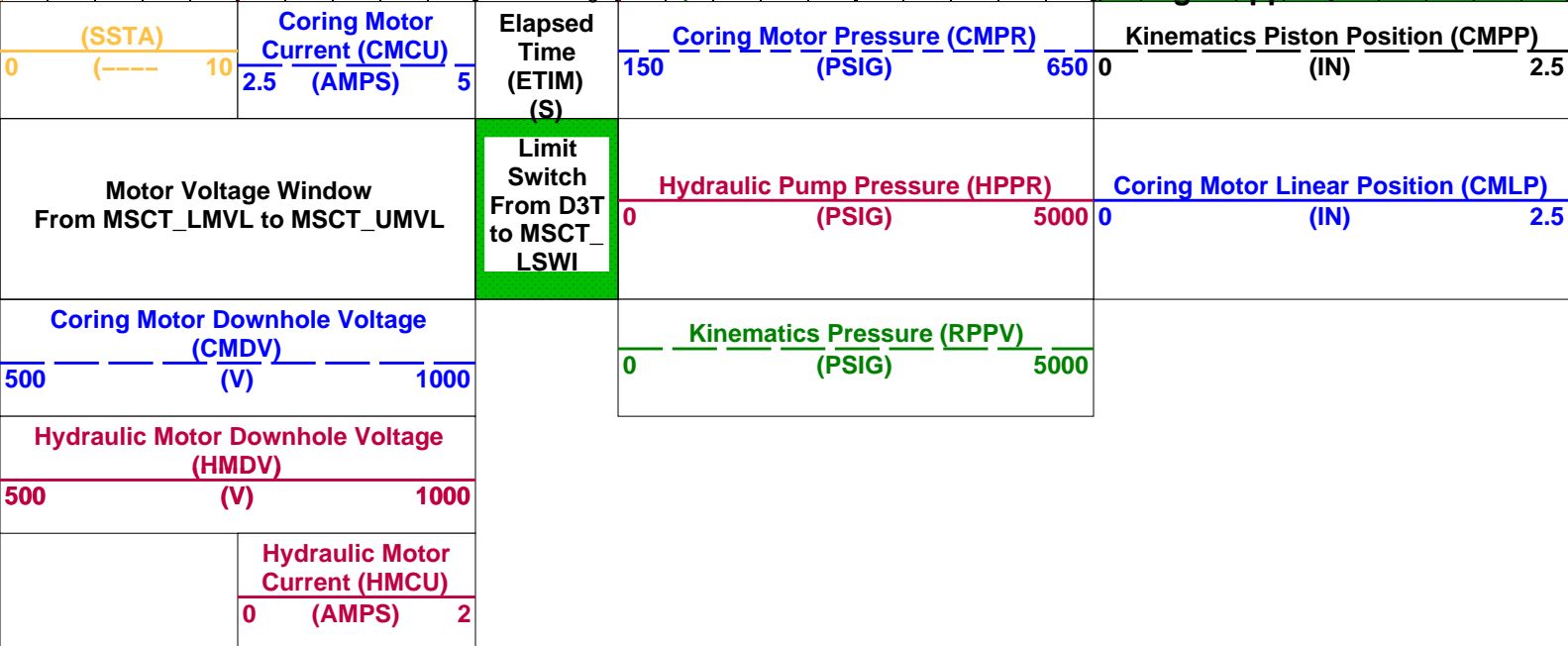

631.6	Coring Started
628.8	Marker 15
628.8	Core 15 at 2989.8(M)
549.2	Coring Stopped
53.2	Coring Started
50.0	Marker 14
50.0	Core 14 at 2989.8(M)
0.0	Coring Stopped

PIP SUMMARY

Time Mark Every 60 S







PIP SUMMARY

Time Mark Every 60 S

Parameters

DLIS Name	Description	Value
MSCT-AA: Mechanical Sidewall Coring Tool SOFF		0 IN

Format: MSCT_PROPRIETARY_ALL_Station Vertical Scale: 1" per 60S Graphics File Created: 28-Nov-2004 22:34

OP System Version: 12C0-301 MCM

MSCT-AA 12C0-301 SGT-E 12C0-301

Output DLIS Files

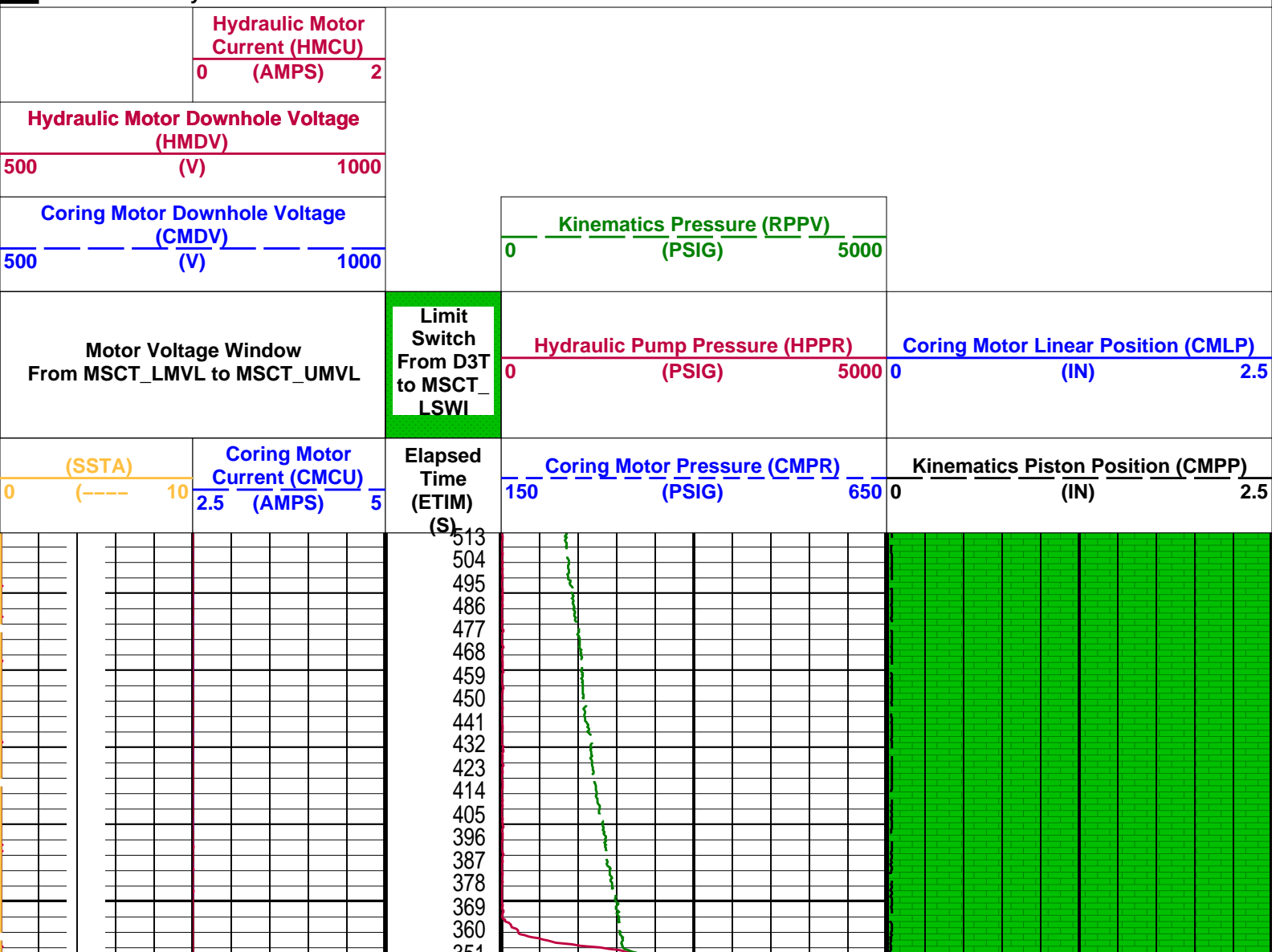
DEFAULT	MSCT_218LTP	FN:321	PRODUCER	28-Nov-2004 22:34
MSCT_B_UP	MSCT_218LTP	FN:322	PRODUCER	28-Nov-2004 22:34

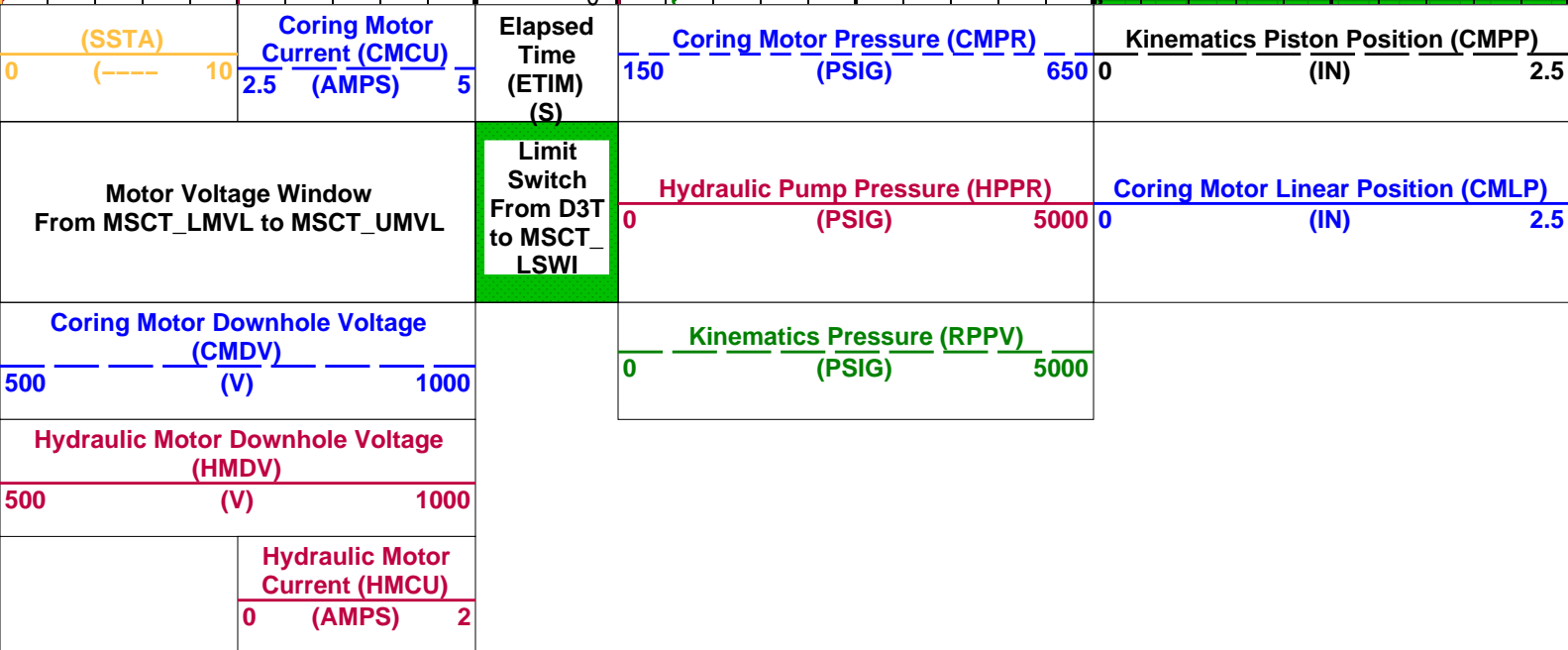
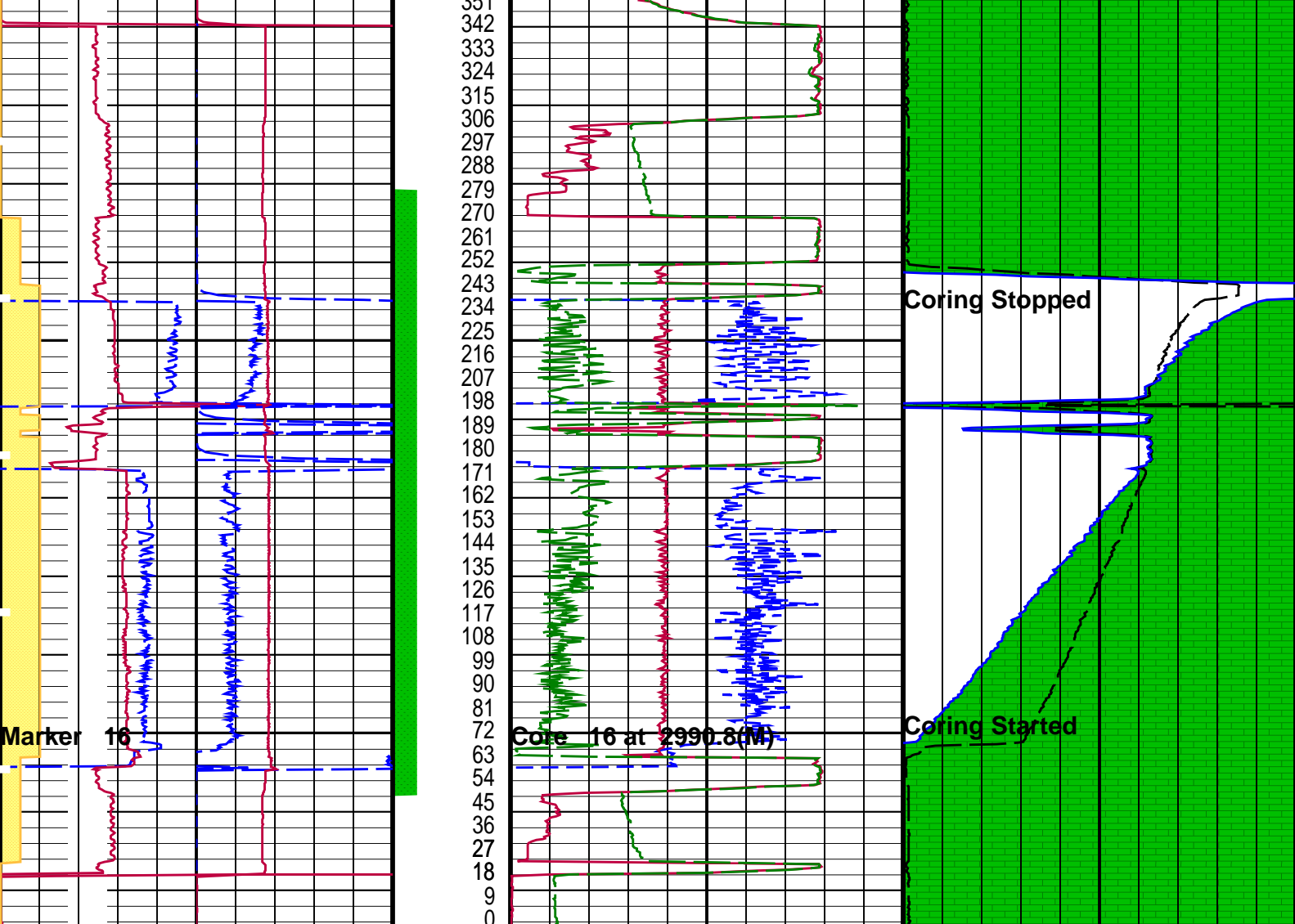
Well:

Output DLIS Files						
DEFAULT	MSCT_219LTP	FN:323	PRODUCER	28-Nov-2004 22:57	2990.8 M	1.3 M
MSCT_B_UP	MSCT_219LTP	FN:324	PRODUCER	28-Nov-2004 22:56	2990.8 M	1.3 M

Elapsed Time (s)	Event Summary
236.0	Coring Stopped
73.2	Coring Started
69.6	Marker 16
69.6	Core 16 at 2990.8(M)

Time Mark Every 60 S





PIP SUMMARY

Time Mark Every 60 S

Parameters		
DLIS Name	Description	Value
MSCT-AA: Mechanical Sidewall Coring Tool		
SOFF	Standoff	0 IN

MCM

12C0-301

DEFAULT	MSCT_219LTP	FN:323	PRODUCER	28-Nov-2004 22:57
MSCT_B_UP	MSCT_219LTP	FN:324	PRODUCER	28-Nov-2004 22:56



MAXIS Field Log

Well:

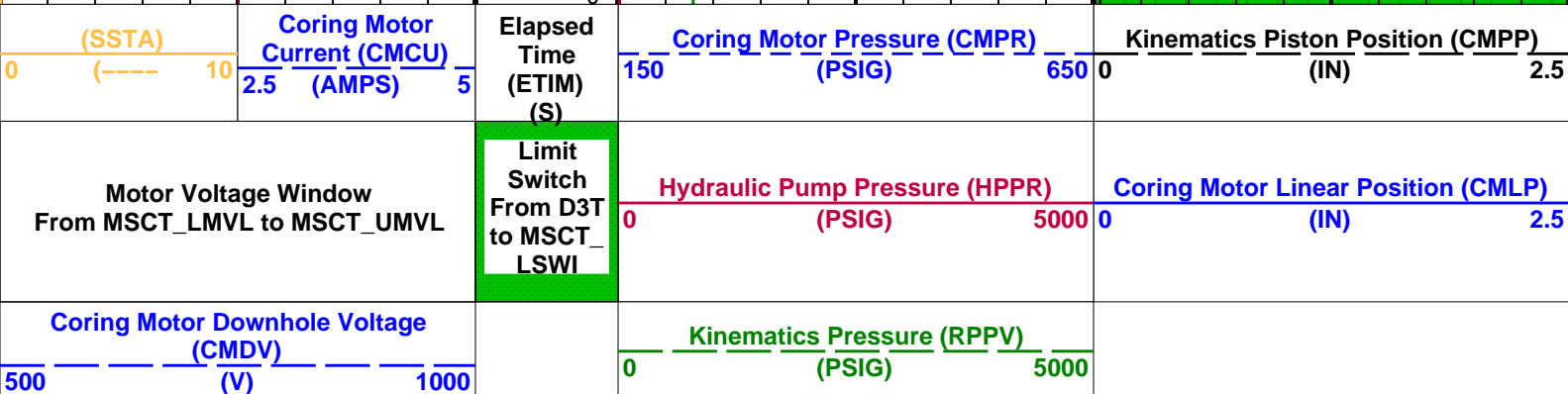
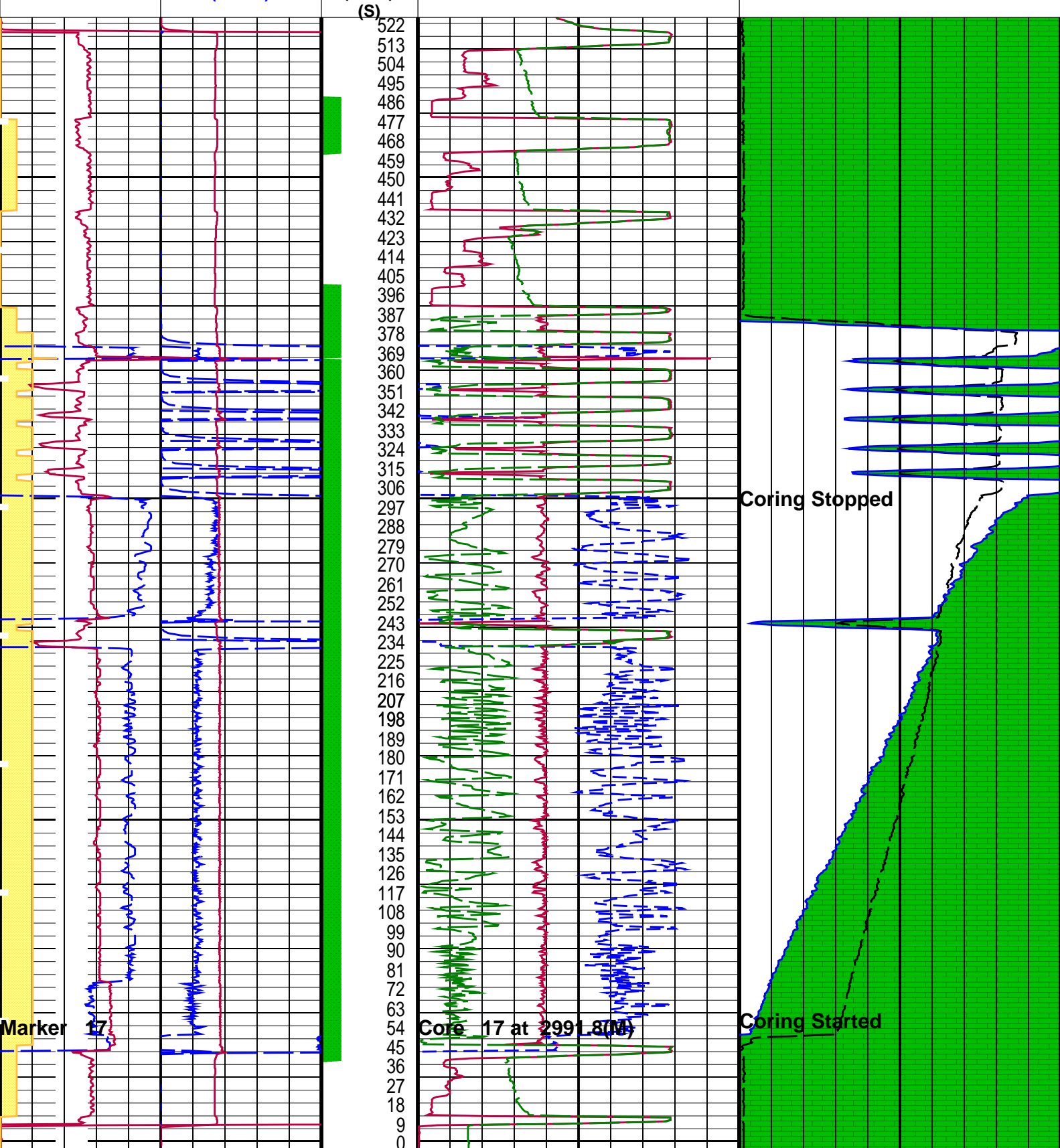
DEFAULT	MSCT_220LTP	FN:325	PRODUCER	28-Nov-2004 23:06	2991.8 M	1.3 M
MSCT_B_UP	MSCT_220LTP	FN:326	PRODUCER	28-Nov-2004 23:06	2991.8 M	1.3 M

Elapsed Time (s)	Event Summary
300.0	Coring Stopped
56.4	Coring Started
53.6	Marker 17
53.6	Core 17 at 2991.8(M)

PIP SUMMARY

Time Mark Every 60 S

		Hydraulic Motor Current (HMCU) 0 (AMPS) 2			
		Hydraulic Motor Downhole Voltage (HMDV) 500 (V) 1000			
		Coring Motor Downhole Voltage (CMDV) 500 (V) 1000		Kinematics Pressure (RPPV) 0 (PSIG) 5000	
Motor Voltage Window From MSCT_LMVL to MSCT_UMVL		Limit Switch From D3T to MSCT_LSWI	Hydraulic Pump Pressure (HPPR) 0 (PSIG) 5000		Coring Motor Linear Position (CMLP) 0 (IN) 2.5
(SSTA) 0 (----) 10	Coring Motor Current (CMCU) 2.5 (AMPS) 5	Elapsed Time (ETIM)	Coring Motor Pressure (CMPR) 150 (PSIG) 650	Kinematics Piston Position (CMPP) 0 (IN) 2.5	



Hydraulic Motor Downhole Voltage (HMDV)		
500	(V)	1000
Hydraulic Motor Current (HMCU)		
0	(AMPS)	2


PIP SUMMARY		
Time Mark Every 60 S		

Parameters		
DLIS Name	Description	Value
MSCT-AA	Mechanical Sidewall Coring Tool Standoff	0 IN

Format: MSCT_PROPRIETARY_ALL_Station	Vertical Scale: 1" per 60S	Graphics File Created: 28-Nov-2004 23:06
--------------------------------------	----------------------------	--

OP System Version: 12C0-301			
MCM			
MSCT-AA	12C0-301	SGT-E	12C0-301

Output DLIS Files			
DEFAULT	MSCT_220LTP	FN:325	PRODUCER 28-Nov-2004 23:06
MSCT_B_UP	MSCT_220LTP	FN:326	PRODUCER 28-Nov-2004 23:06



Core at 2992.8m

MAXIS Field Log

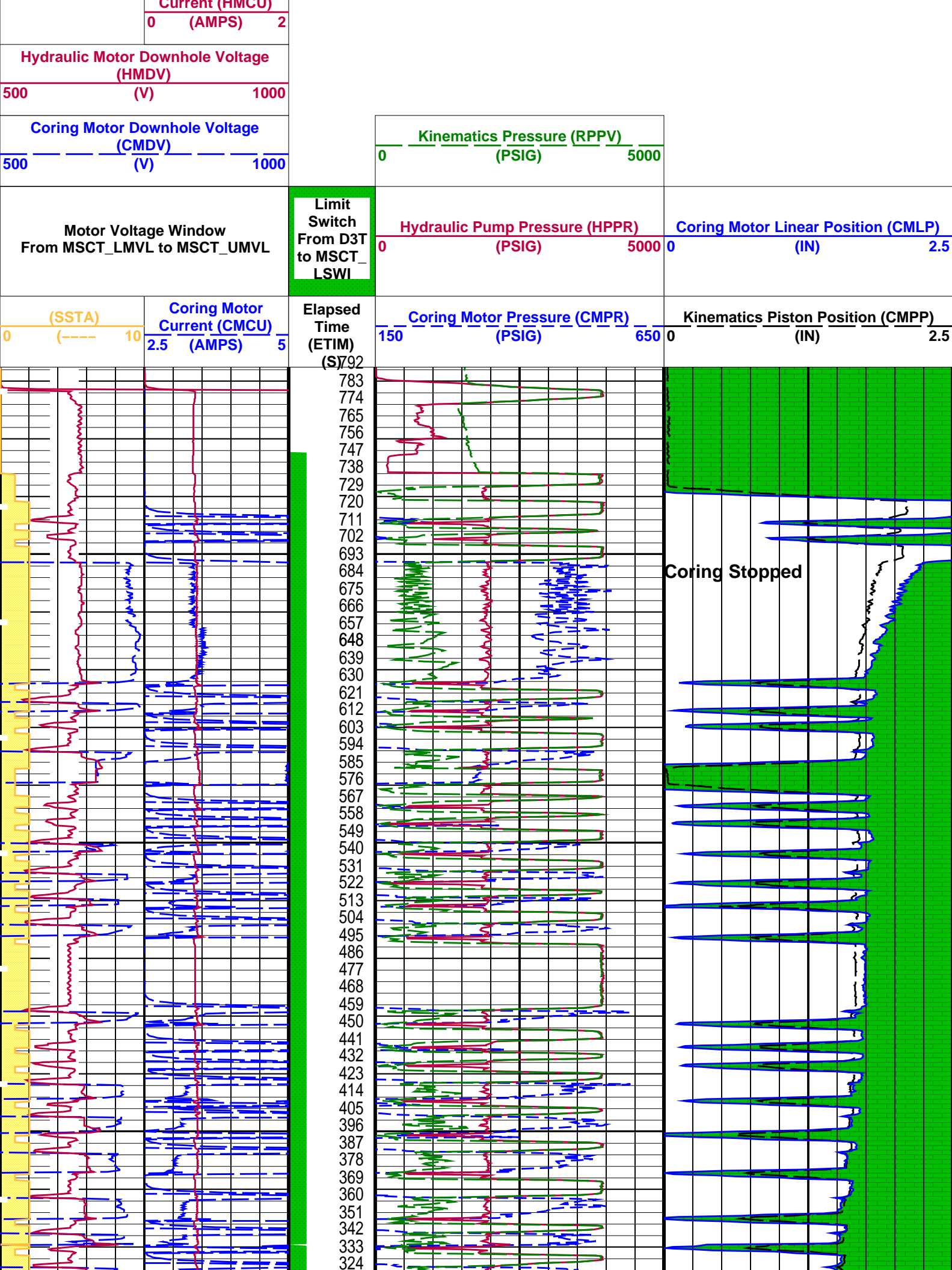
Company:	Well:
----------	-------

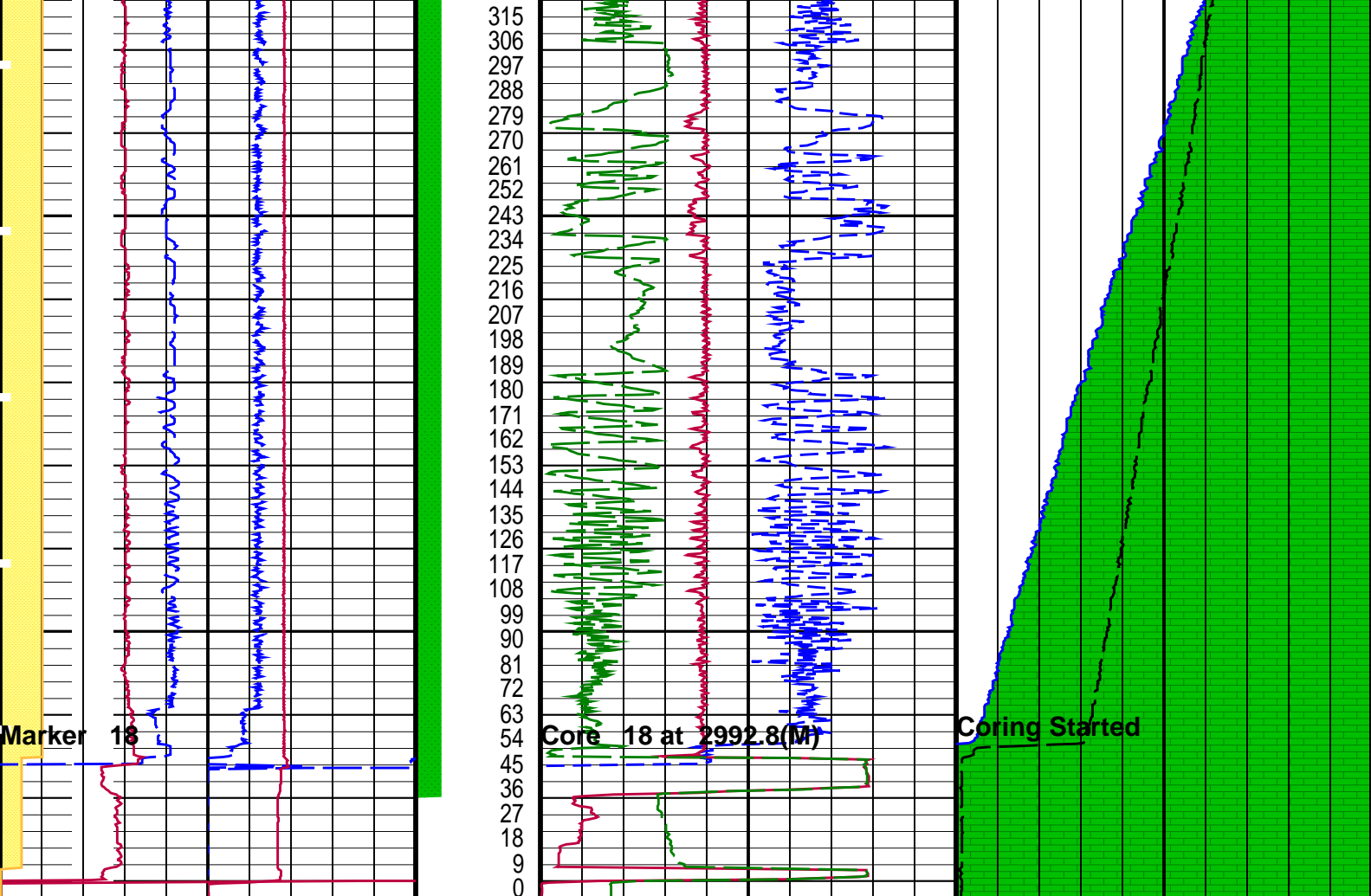
Output DLIS Files						
DEFAULT	MSCT_221LTP	FN:327	PRODUCER	28-Nov-2004 23:17	2992.8 M	2.0 M
MSCT_B_UP	MSCT_221LTP	FN:328	PRODUCER	28-Nov-2004 23:17	2992.8 M	2.0 M

Elapsed Time (s)	Event Summary
682.8	Coring Stopped
57.6	Coring Started
54.8	Marker 18
54.8	Core 18 at 2992.8(M)

PIP SUMMARY		
Time Mark Every 60 S		

	Hydraulic Motor Current (HMCU)	
--	--------------------------------	--





<div>(SSTA) (-----) 10</div>		<div>Coring Motor Current (CMCU) (AMPS) 5</div>	Elapsed Time (ETIM) (S)	<div>Coring Motor Pressure (CMPR) (PSIG) 650</div>		<div>Kinematics Piston Position (CMPP) (IN) 2.5</div>	
Motor Voltage Window From MSCT_LMVL to MSCT_UMVL				Hydraulic Pump Pressure (HPPR) (PSIG) 5000		Coring Motor Linear Position (CMLP) (IN) 2.5	
Coring Motor Downhole Voltage (CMDV) (V) 1000			Limit Switch From D3T to MSCT_LSWI	Kinematics Pressure (RPPV) (PSIG) 5000			
Hydraulic Motor Downhole Voltage (HMDV) (V) 1000							
	Hydraulic Motor Current (HMCU) (AMPS) 2						

PIP SUMMARY

Time Mark Every 60 S

Parameters		
DLIS Name	Description	Value
SOFF	MSCT-AA: Mechanical Sidewall Coring Tool Standoff	0 IN

Format: MSCT_PROPRIETARY_ALL_Station Vertical Scale: 1" per 60S Graphics File Created: 28-Nov-2004 23:17

MSCT-AA	12C0-301	SGT-E	12C0-301
Output DLIS Files			
DEFAULT	MSCT_221LTP	FN:327	PRODUCER 28-Nov-2004 23:17
MSCT_B_UP	MSCT_221LTP	FN:328	PRODUCER 28-Nov-2004 23:17

Schlumberger

Core at 2993.8m


MAXIS Field Log

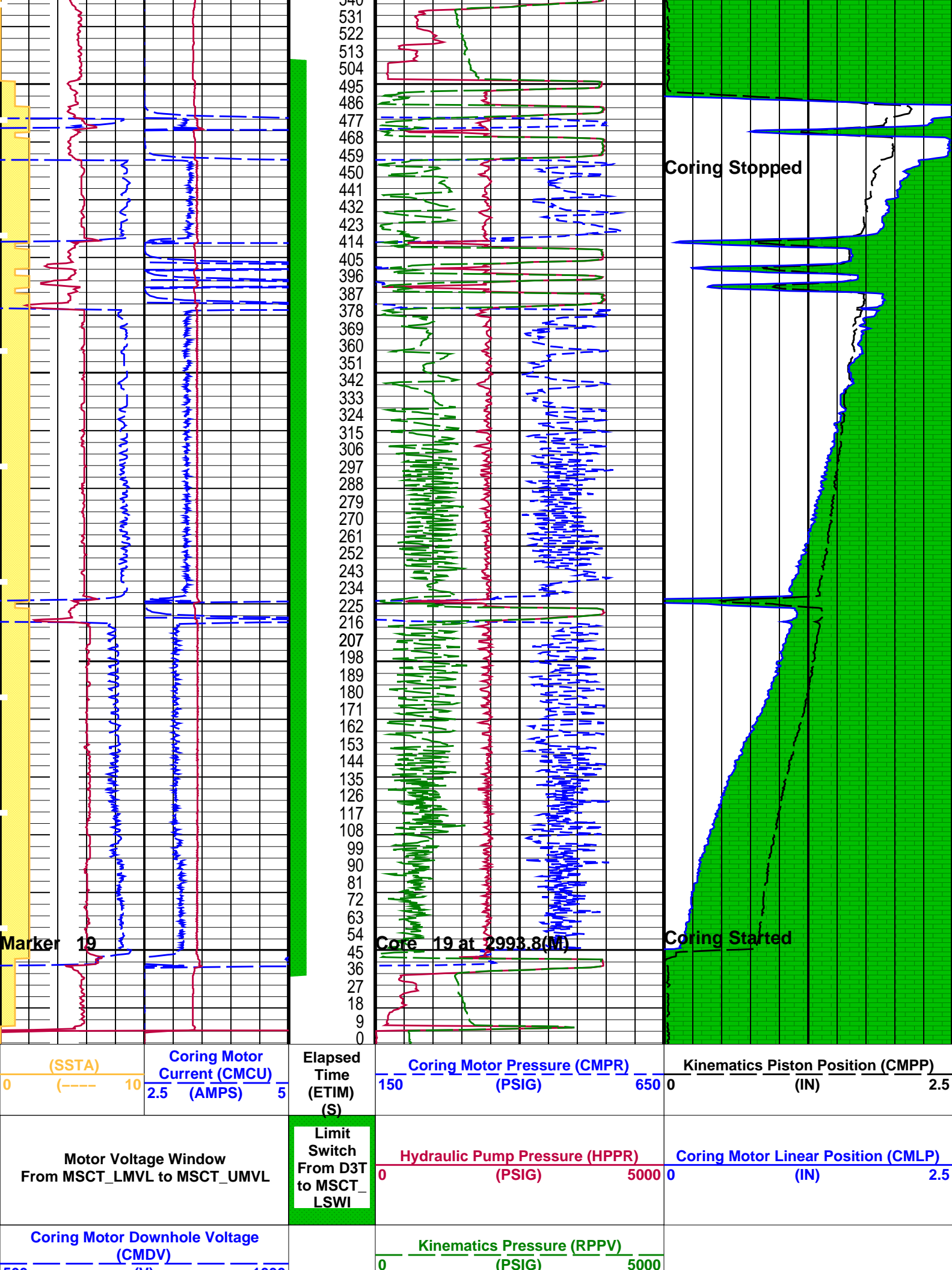
Company:	Well:
----------	-------

Output DLIS Files					
DEFAULT	MSCT_222LTP	FN:329	PRODUCER	28-Nov-2004 23:34	2993.8 M 1.4 M
MSCT_B_UP	MSCT_222LTP	FN:330	PRODUCER	28-Nov-2004 23:34	2993.8 M 1.4 M

Elapsed Time (s)	Event Summary
452.0	Coring Stopped
52.0	Coring Started
49.2	Marker 19
49.2	Core 19 at 2993.8(M)

PIP SUMMARY





(V)		1000
Hydraulic Motor Downhole Voltage (HMDV)		
500	(V)	1000
		Hydraulic Motor Current (HMCU)
	0	(AMPS) 2

PIP SUMMARY

 Time Mark Every 60 S

Parameters

DLIS Name	Description	Value
SOFF	MSCT-AA: Mechanical Sidewall Coring Tool Standoff	0 IN
Format: MSCT_PROPRIETARY_ALL_Station Vertical Scale: 1" per 60S Graphics File Created: 28-Nov-2004 23:34		

OP System Version: 12C0-301
MCM

MSCT-AA 12C0-301 SGT-E 12C0-301

Output DLIS Files

DEFAULT	MSCT_222LTP	FN:329	PRODUCER	28-Nov-2004 23:34
MSCT_B_UP	MSCT_222LTP	FN:330	PRODUCER	28-Nov-2004 23:34



Core at 2994.8m

MAXIS Field Log

Company: Well:

Output DLIS Files

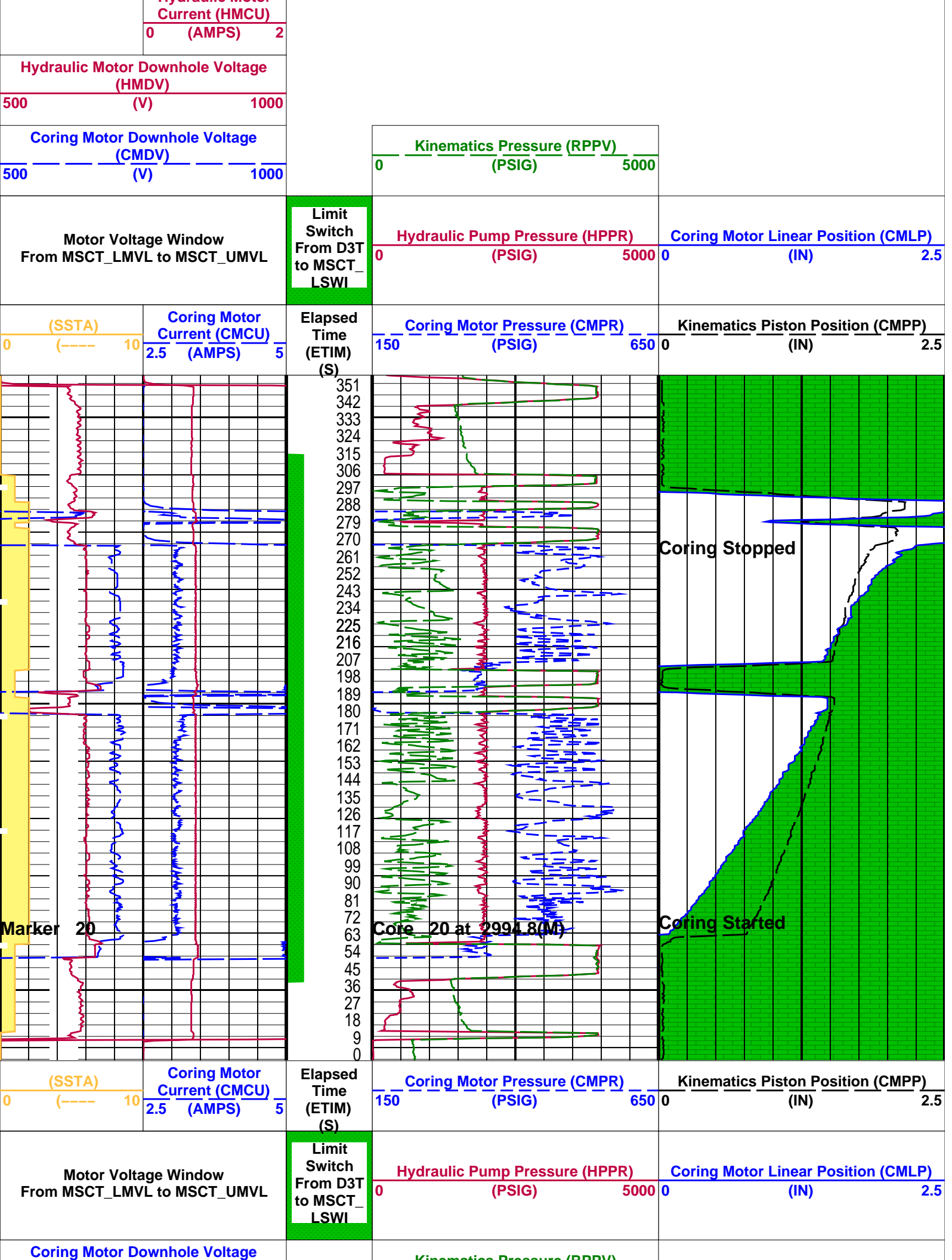
DEFAULT	MSCT_223LTP	FN:331	PRODUCER	28-Nov-2004 23:46	2994.8 M	0.9 M
MSCT_B_UP	MSCT_223LTP	FN:332	PRODUCER	28-Nov-2004 23:46	2994.8 M	0.9 M

Elapsed Time (s)	Event Summary
265.6	Coring Stopped
68.4	Coring Started
65.6	Marker 20
65.6	Core 20 at 2994.8(M)

PIP SUMMARY

 Time Mark Every 60 S

Hydraulic Motor




500	(CMDV)	1000
Hydraulic Motor Downhole Voltage (HMDV)		
500	(V)	1000
	Hydraulic Motor Current (HMCU)	
0	(AMPS)	2

0	Kinematics Pressure (KPPV) (PSIG)	5000
---	-----------------------------------	------

PIP SUMMARY

 Time Mark Every 60 S

Parameters				
DLIS Name		Description		Value
SOFF		MSCT-AA: Mechanical Sidewall Coring Tool Standoff		0 IN
Format: MSCT_PROPRIETARY_ALL_Station		Vertical Scale: 1" per 60S		Graphics File Created: 28-Nov-2004 23:46
OP System Version: 12C0-301				
MCM				
MSCT-AA	12C0-301	SGT-E	12C0-301	
Output DLIS Files				
DEFAULT	MSCT_223LTP	FN:331	PRODUCER	28-Nov-2004 23:46
MSCT_B_UP	MSCT_223LTP	FN:332	PRODUCER	28-Nov-2004 23:46



Core at 2995.8m

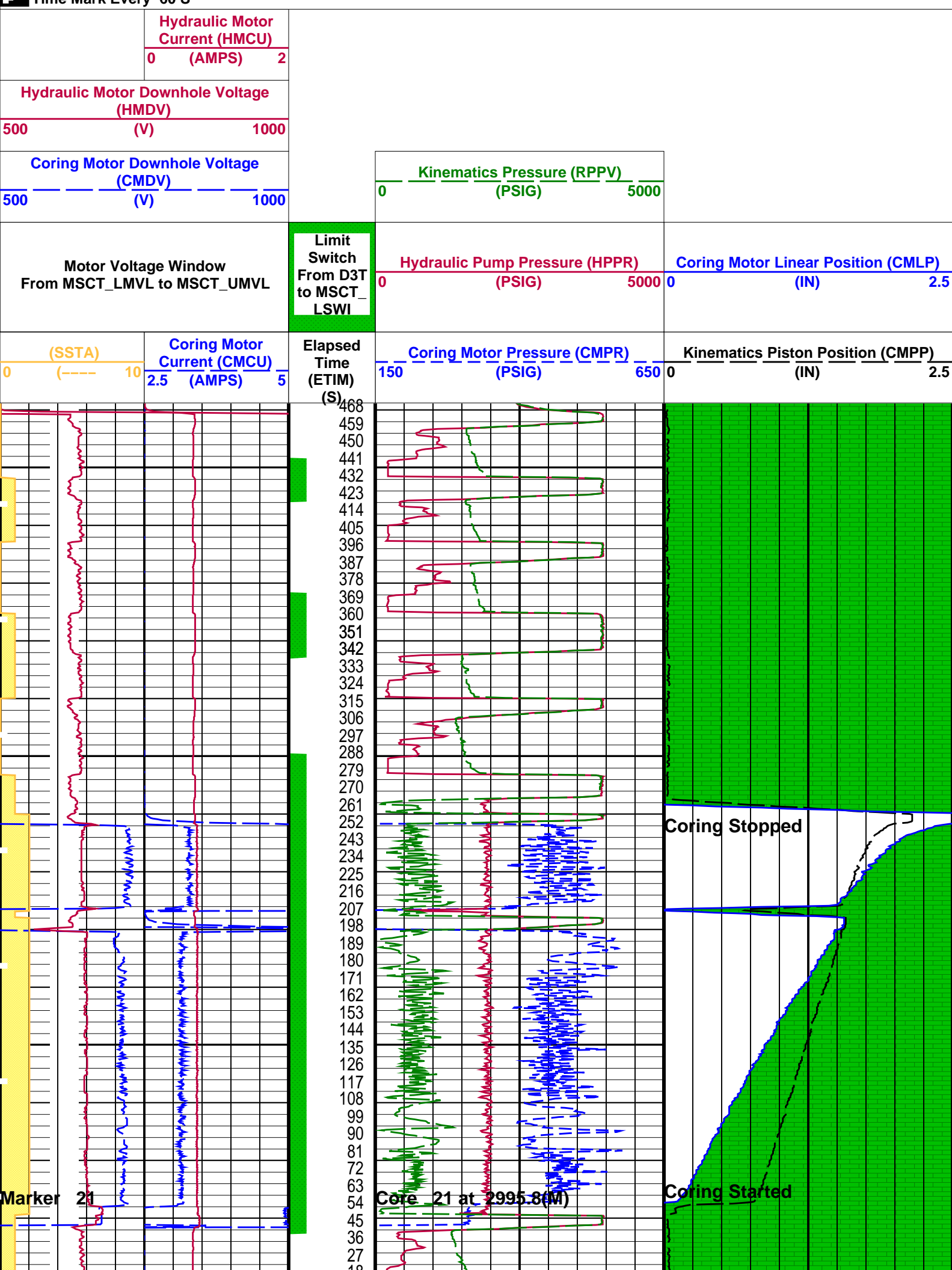
MAXIS Field Log

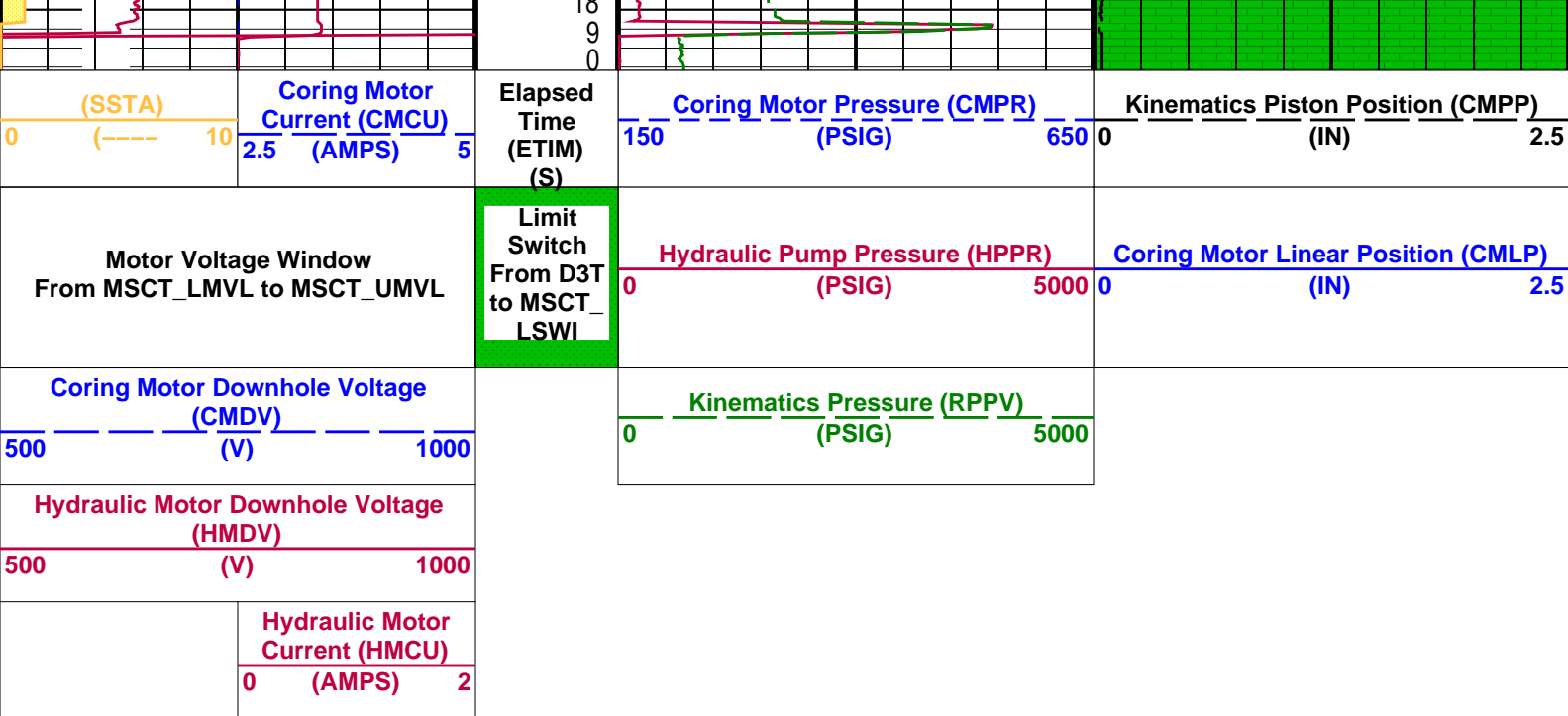
Company:						Well:
Output DLIS Files						
DEFAULT	MSCT_224LTP	FN:333	PRODUCER	28-Nov-2004 23:56	2995.8 M	1.2 M
MSCT_B_UP	MSCT_224LTP	FN:334	PRODUCER	28-Nov-2004 23:55	2995.8 M	1.2 M

Elapsed Time (s)	Event Summary
249.2	Coring Stopped
59.6	Coring Started
56.0	Marker 21
56.0	Core 21 at 2995.8(M)

PIP SUMMARY

 Time Mark Every 60 S





PIP SUMMARY

Time Mark Every 60 S

Parameters				
DLIS Name		Description		Value
MSCT-AA: Mechanical Sidewall Coring Tool		SOFF		0 IN
Format: MSCT_PROPRIETARY_ALL_Station		Vertical Scale: 1" per 60S		Graphics File Created: 28-Nov-2004 23:56
OP System Version: 12C0-301				
MCM				
MSCT-AA	12C0-301	SGT-E	12C0-301	
Output DLIS Files				
DEFAULT	MSCT_224LTP	FN:333	PRODUCER	28-Nov-2004 23:56
MSCT_B_UP	MSCT_224LTP	FN:334	PRODUCER	28-Nov-2004 23:55

Schlumberger

Core at 2996.8m


MAXIS Field Log

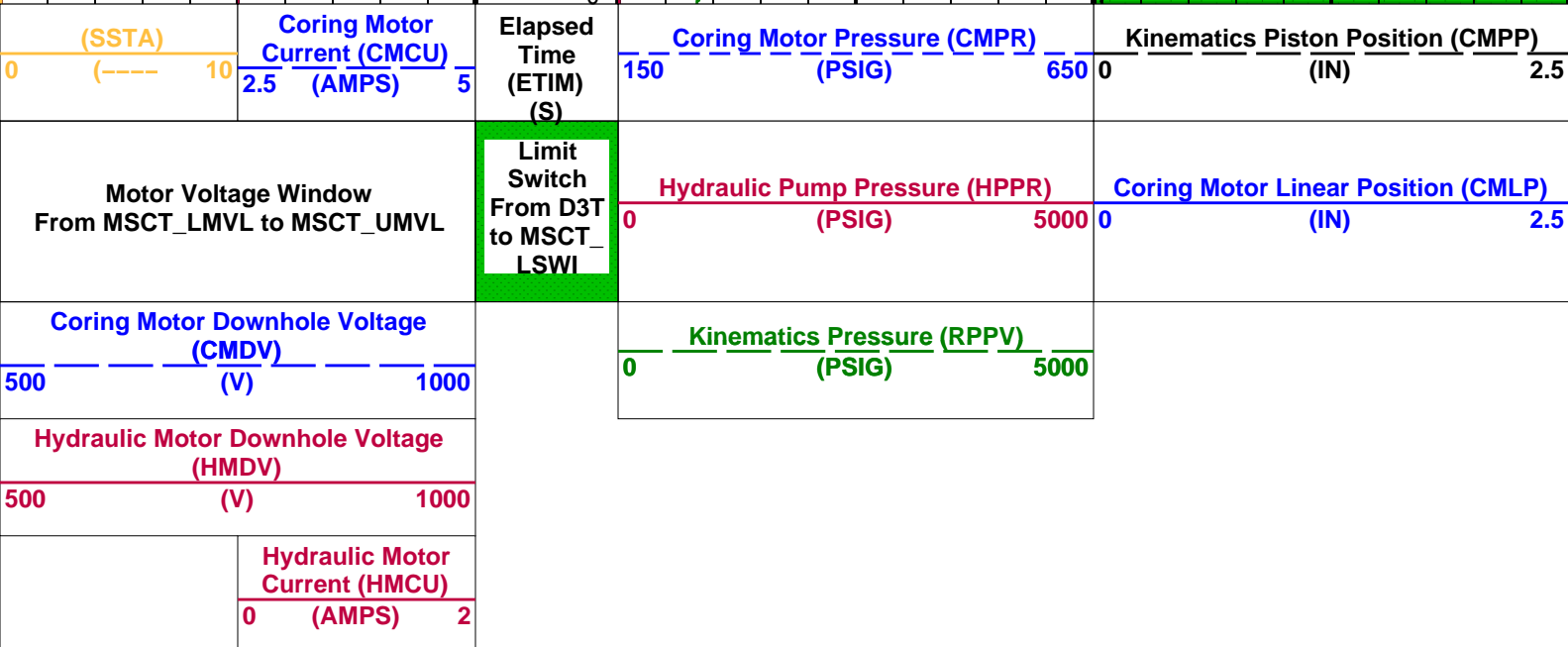
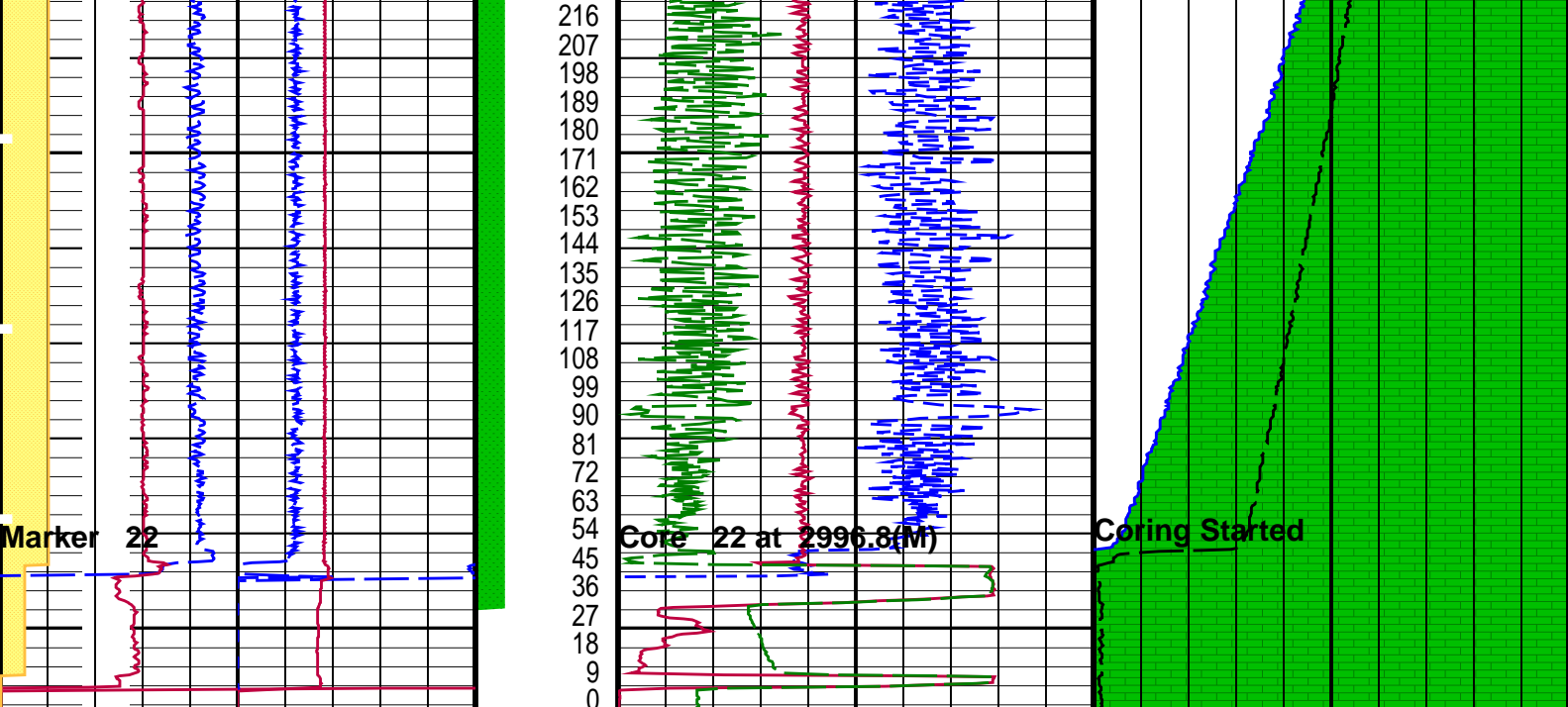
Company:						Well:
Output DLIS Files						
DEFAULT	MSCT_225LTP	FN:335	PRODUCER	29-Nov-2004 00:06	2996.8 M	1.4 M
MSCT_B_UP	MSCT_225LTP	FN:336	PRODUCER	29-Nov-2004 00:06	2996.8 M	1.4 M

Elapsed

Elapsed Time (s)	Event Summary	
443.2	Coring Stopped	
52.8	Coring Started	
50.8	Marker 22	
50.8	Core 22 at 2996.8(M)	

PIP SUMMARY		
Time Mark Every 60 S		





PIP SUMMARY

Time Mark Every 60 S

Parameters

DLIS Name	Description	Value
MSCT-AA: Mechanical Sidewall Coring Tool SOFF		0 IN
Format: MSCT_PROPRIETARY_ALL_Station Vertical Scale: 1" per 60S Graphics File Created: 29-Nov-2004 00:06		

OP System Version: 12C0-301 MCM

MSCT-AA	12C0-301	SGT-E	12C0-301
---------	----------	-------	----------

Output DLIS Files

DEFAULT	MSCT_225LTP	FN:335	PRODUCER	29-Nov-2004 00:06
MSCT_B_UP	MSCT_225LTP	FN:336	PRODUCER	29-Nov-2004 00:06

Company:

Well:

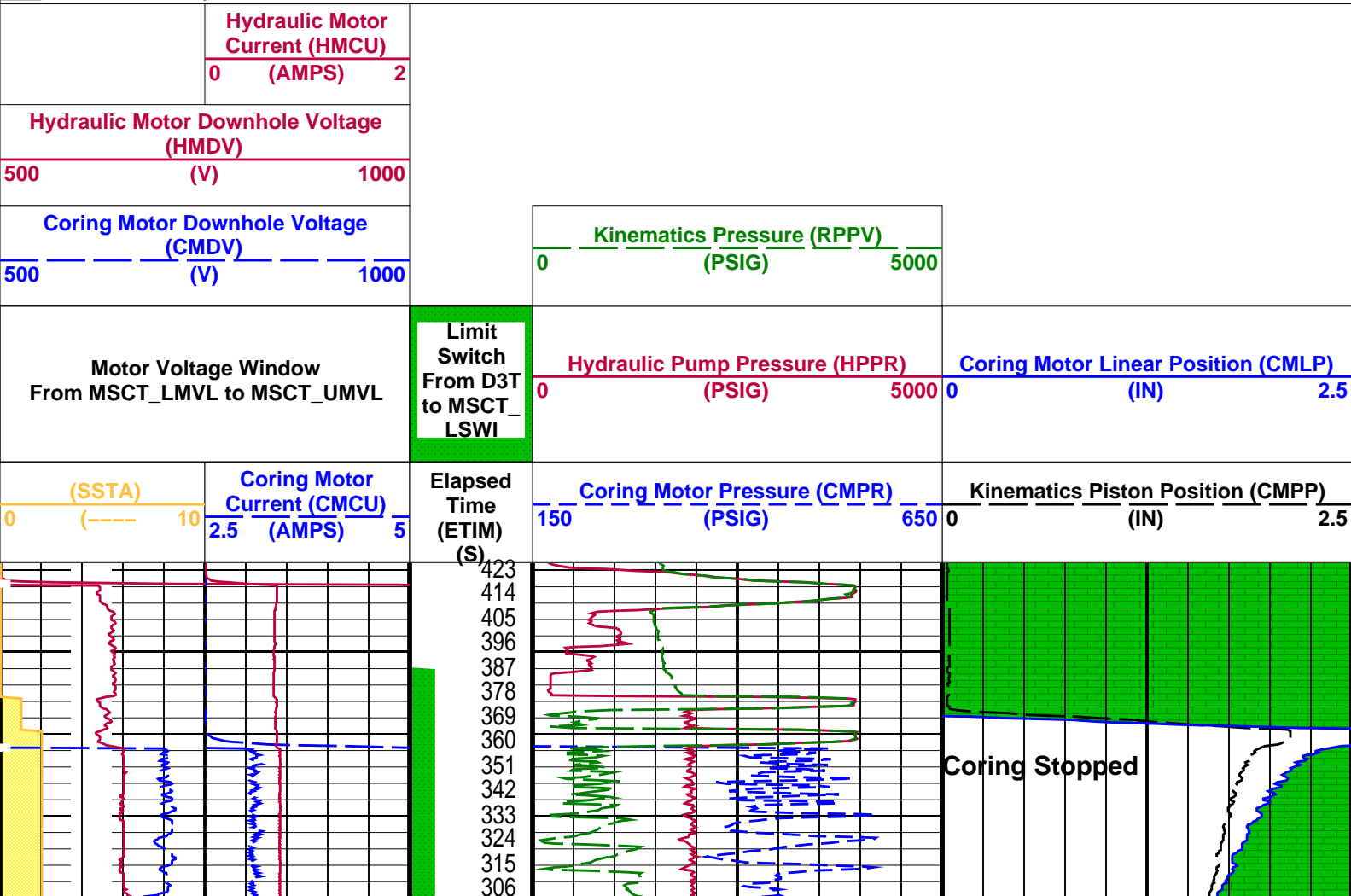
Output DLIS Files

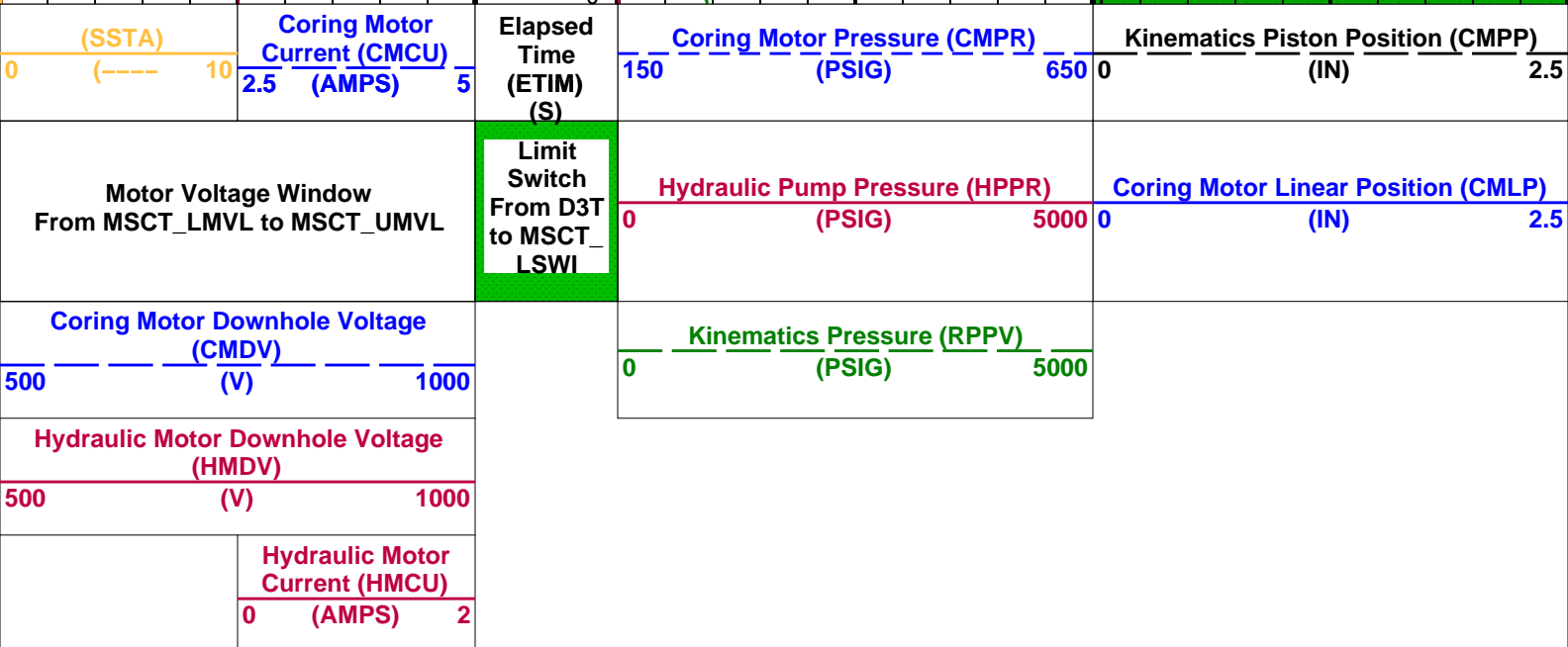
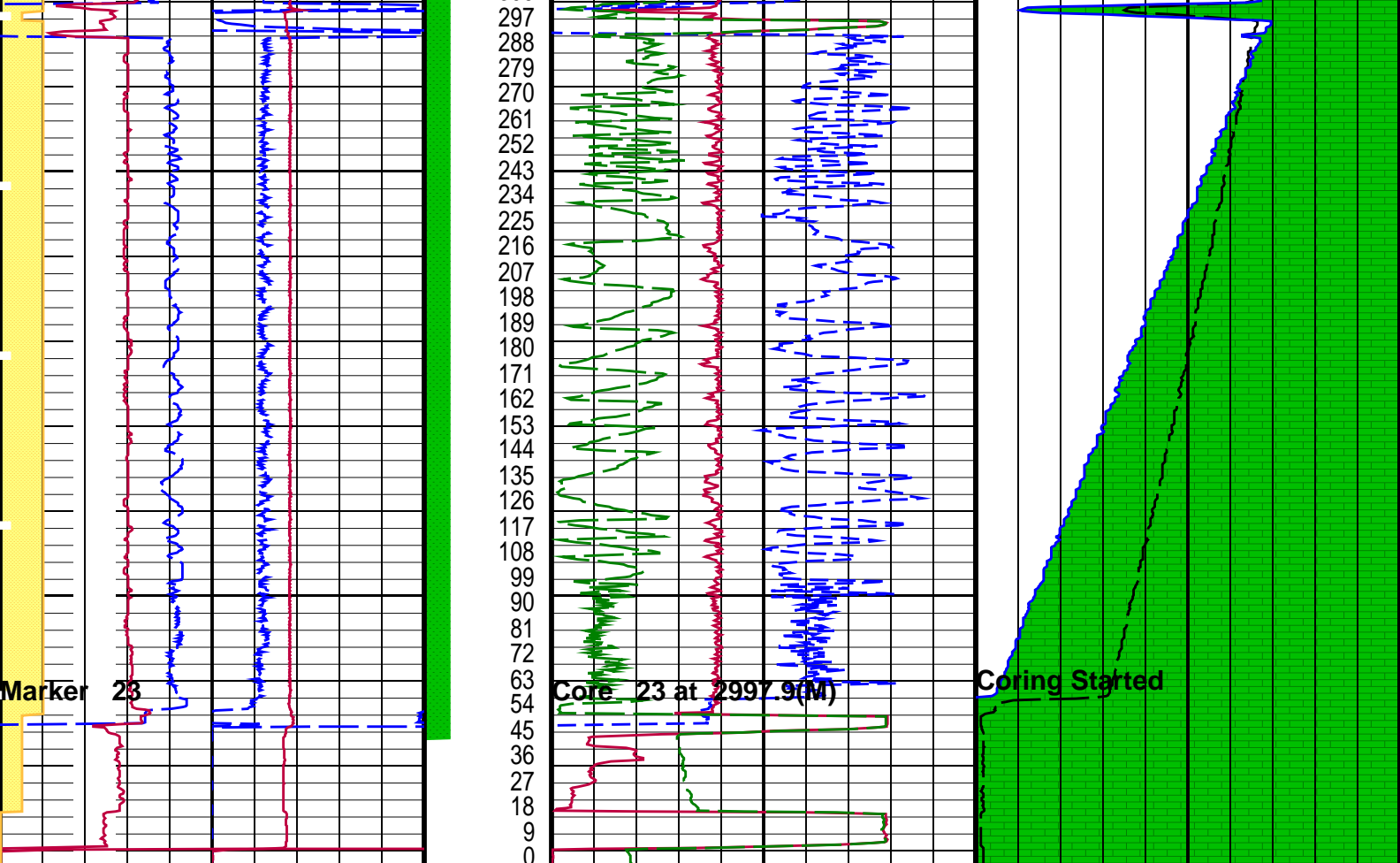
DEFAULT	MSCT_226LTP	FN:337	PRODUCER	29-Nov-2004 00:17	2997.9 M	1.1 M
MSCT_B_UP	MSCT_226LTP	FN:338	PRODUCER	29-Nov-2004 00:17	2997.9 M	1.1 M

Elapsed Time (s)	Event Summary
350.4	Coring Stopped
62.0	Coring Started
58.0	Marker 23
58.0	Core 23 at 2997.9(M)

PIP SUMMARY

Time Mark Every 60 S





Parameters		
DLIS Name	Description	Value
MSCT-AA: Mechanical Sidewall Coring Tool	Standoff	0 IN
Format: MSCT_PROPRIETARY_ALL_Station Vertical Scale: 1" per 60S Graphics File Created: 29-Nov-2004 00:17		
OP System Version: 12C0-301 MCM		
MSCT-AA	12C0-301	SGT-E 12C0-301

Output DLIS Files

DEFAULT	MSCT_226LTP	FN:337	PRODUCER	29-Nov-2004 00:17
MSCT_B_UP	MSCT_226LTP	FN:338	PRODUCER	29-Nov-2004 00:17

Schlumberger

Core at 2998.8m

MAXIS Field Log

Company:

Well:

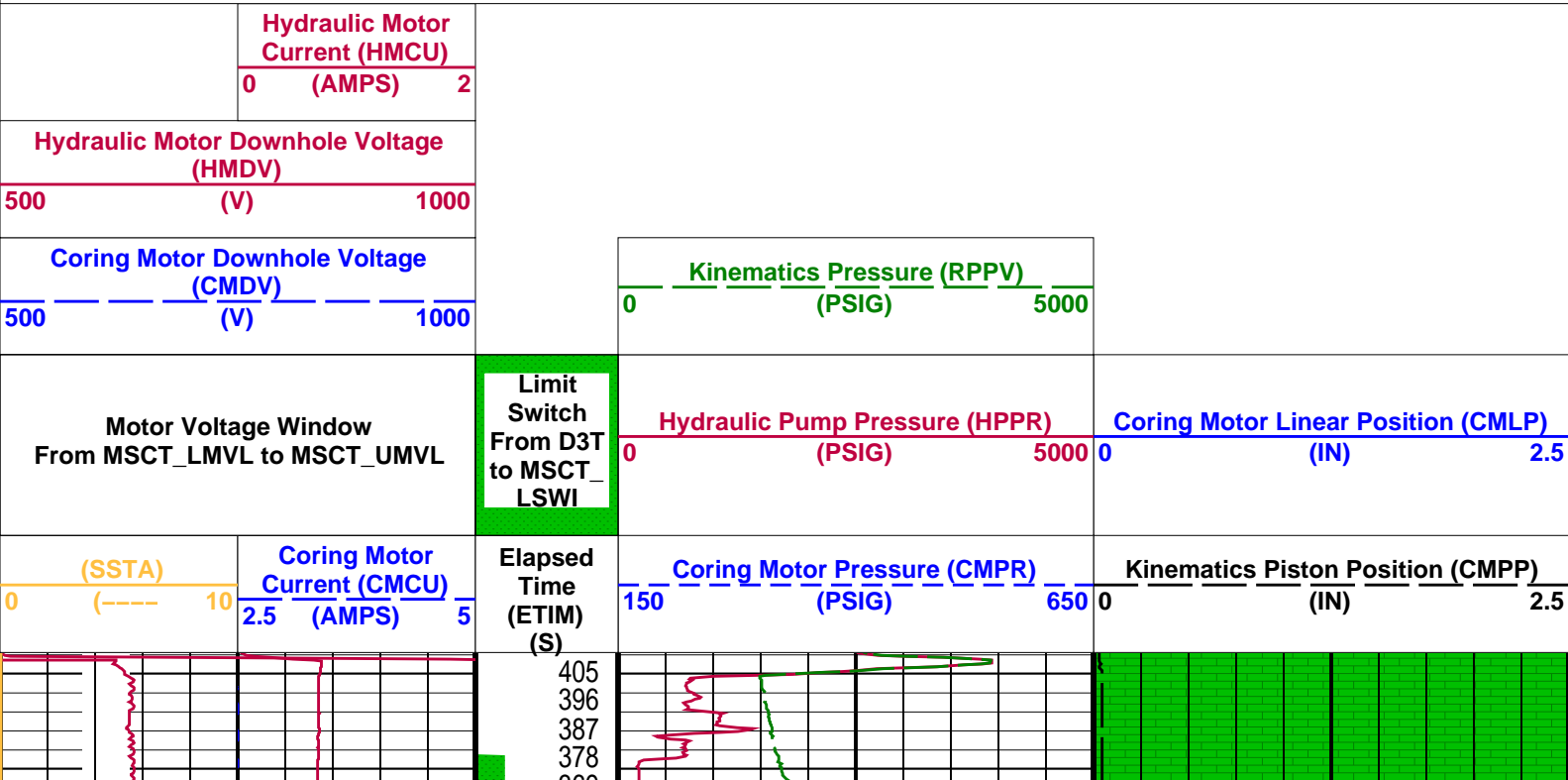
Output DLIS Files

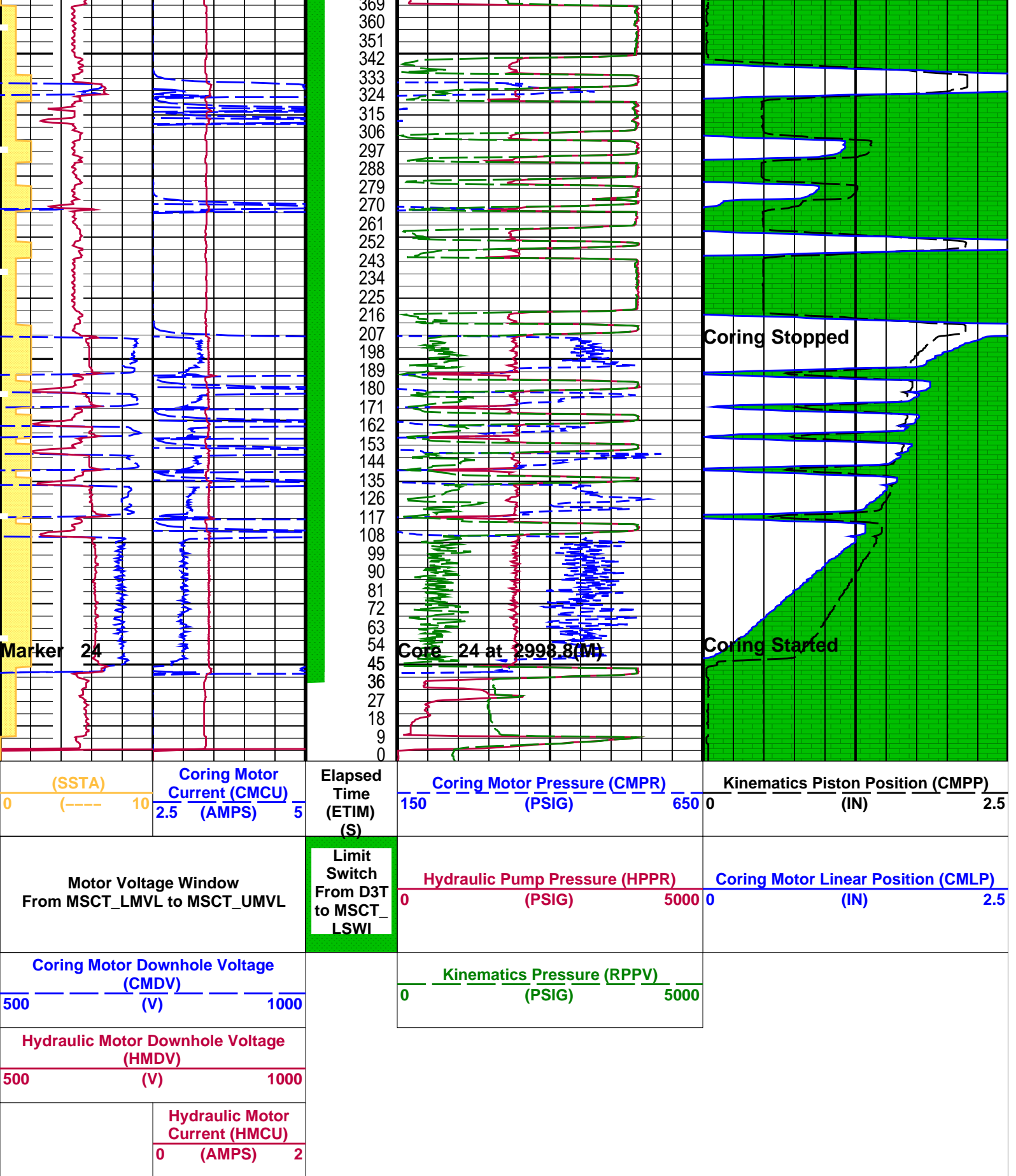
DEFAULT	MSCT_227LTP	FN:339	PRODUCER	29-Nov-2004 00:27	2998.8 M	1.1 M
MSCT_B_UP	MSCT_227LTP	FN:340	PRODUCER	29-Nov-2004 00:26	2998.8 M	1.1 M

Elapsed Time (s)	Event Summary
205.6	Coring Stopped
53.2	Coring Started
50.4	Marker 24
50.4	Core 24 at 2998.8(M)

PIP SUMMARY

Time Mark Every 60 S





PIP SUMMARY

Time Mark Every 60 S

Parameters

DLIS Name	Description	Value
-----------	-------------	-------

MSCT-AA: Mechanical Sidewall Coring Tool		
SOFF	Standoff	

0 IN

OP System Version: 12C0-301			
MCM			
MSCT-AA	12C0-301	SGT-E	12C0-301
Output DLIS Files			
DEFAULT	MSCT_227LTP	FN:339	PRODUCER 29-Nov-2004 00:27
MSCT_B_UP	MSCT_227LTP	FN:340	PRODUCER 29-Nov-2004 00:26

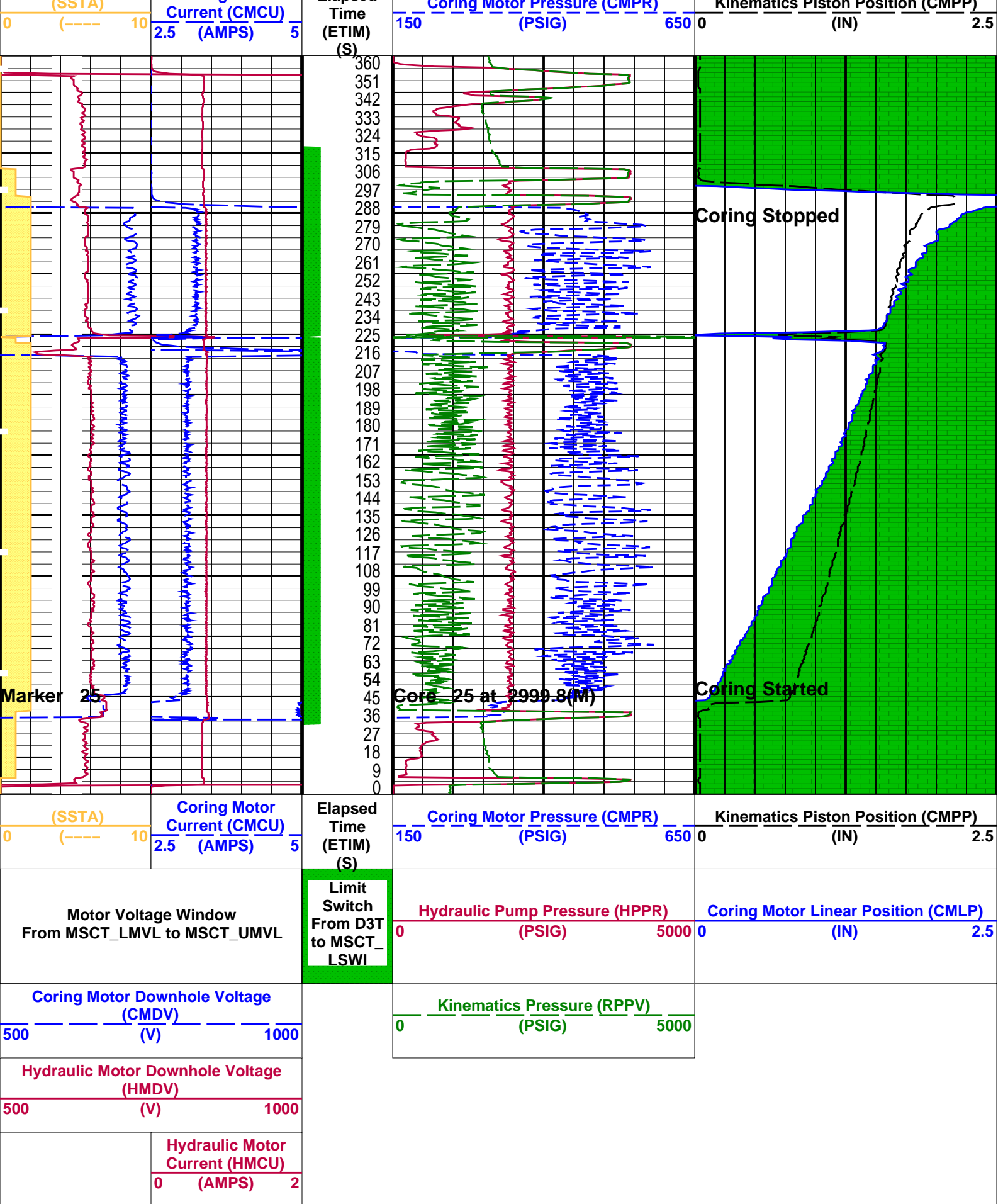
Schlumberger

Core at 2999.8m

MAXIS Field Log	
-----------------	--

Company:				Well:																																					
Output DLIS Files																																									
DEFAULT	MSCT_228LTP	FN:341	PRODUCER	29-Nov-2004 00:36	2999.8 M	0.9 M																																			
MSCT_B_UP	MSCT_228LTP	FN:342	PRODUCER	29-Nov-2004 00:35	2999.8 M	0.9 M																																			
<table><tr><td>Elapsed Time (s)</td><td colspan="6">Event Summary</td></tr><tr><td>284.0</td><td colspan="6">Coring Stopped</td></tr><tr><td>48.8</td><td colspan="6">Coring Started</td></tr><tr><td>45.6</td><td colspan="6">Marker 25</td></tr><tr><td>45.6</td><td colspan="6">Core 25 at 2999.8(M)</td></tr></table>							Elapsed Time (s)	Event Summary						284.0	Coring Stopped						48.8	Coring Started						45.6	Marker 25						45.6	Core 25 at 2999.8(M)					
Elapsed Time (s)	Event Summary																																								
284.0	Coring Stopped																																								
48.8	Coring Started																																								
45.6	Marker 25																																								
45.6	Core 25 at 2999.8(M)																																								

PIP SUMMARY				
Time Mark Every 60 S				
Hydraulic Motor Current (HMCU)				
0 (AMPS) 2				
Hydraulic Motor Downhole Voltage (HMDV)				
500 (V) 1000				
Coring Motor Downhole Voltage (CMDV)		Kinematics Pressure (RPPV)		
500 (V) 1000		0 (PSIG) 5000		
Motor Voltage Window From MSCT_LMVL to MSCT_UMVL		Limit Switch From D3T to MSCT_LSWI	Hydraulic Pump Pressure (HPPR)	Coring Motor Linear Position (CMLP)
			0 (PSIG) 5000	0 (IN) 2.5
(CCTA)	Coring Motor	Elapsed	Coring Motor Pressure (CMPP)	Kinematics Piston Position (CMPP)



PIP SUMMARY

Time Mark Every 60 S

Parameters

DLIS Name	Description	Value
-----------	-------------	-------

MSCT-AA: Mechanical Sidewall Coring Tool

SOFFStandoff

0IN

Format: MSCT_PROPRIETARY_ALL_Station

Vertical Scale: 1" per 60S

Graphics File Created: 29-Nov-2004 00:36

OP System Version: 12C0-301

MCM

MSCT-AA

12C0-301

SGT-E

12C0-301

Output DLIS Files

DEFAULT

MSCT_228LTP

FN:341

PRODUCER

29-Nov-2004 00:36

MSCT_B_UP

MSCT_228LTP

FN:342

PRODUCER

29-Nov-2004 00:35

Schlumberger

Core at 3000.8m

MAXIS Field Log

Company:

Well:

Output DLIS Files

DEFAULT

MSCT_229LTP

FN:343

PRODUCER

29-Nov-2004 00:44

3000.8 M

1.1 M

MSCT_B_UP

MSCT_229LTP

FN:344

PRODUCER

29-Nov-2004 00:43

3000.8 M

1.1 M

Elapsed Time (s)	Event Summary
274.0	Coring Stopped
49.6	Coring Started
45.6	Marker 26
45.6	Core 26 at 3000.8(M)

PIP SUMMARY

Time Mark Every 60 S

Hydraulic Motor Current (HMCU)

0 (AMPS) 2

Hydraulic Motor Downhole Voltage (HMDV)

500 (V) 1000

Coring Motor Downhole Voltage (CMDV)

500 (V) 1000

Kinematics Pressure (RPPV)

0 (PSIG) 5000

Motor Voltage Window From MSCT_LMVL to MSCT_UMVL

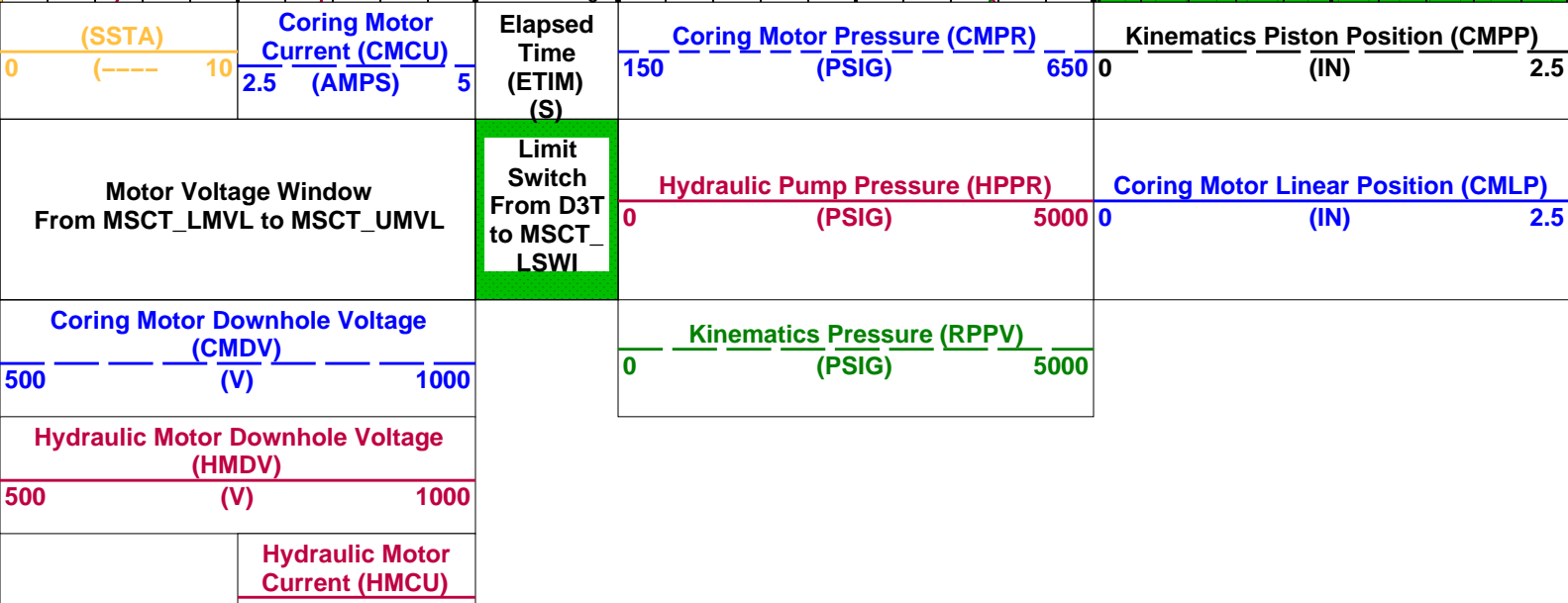
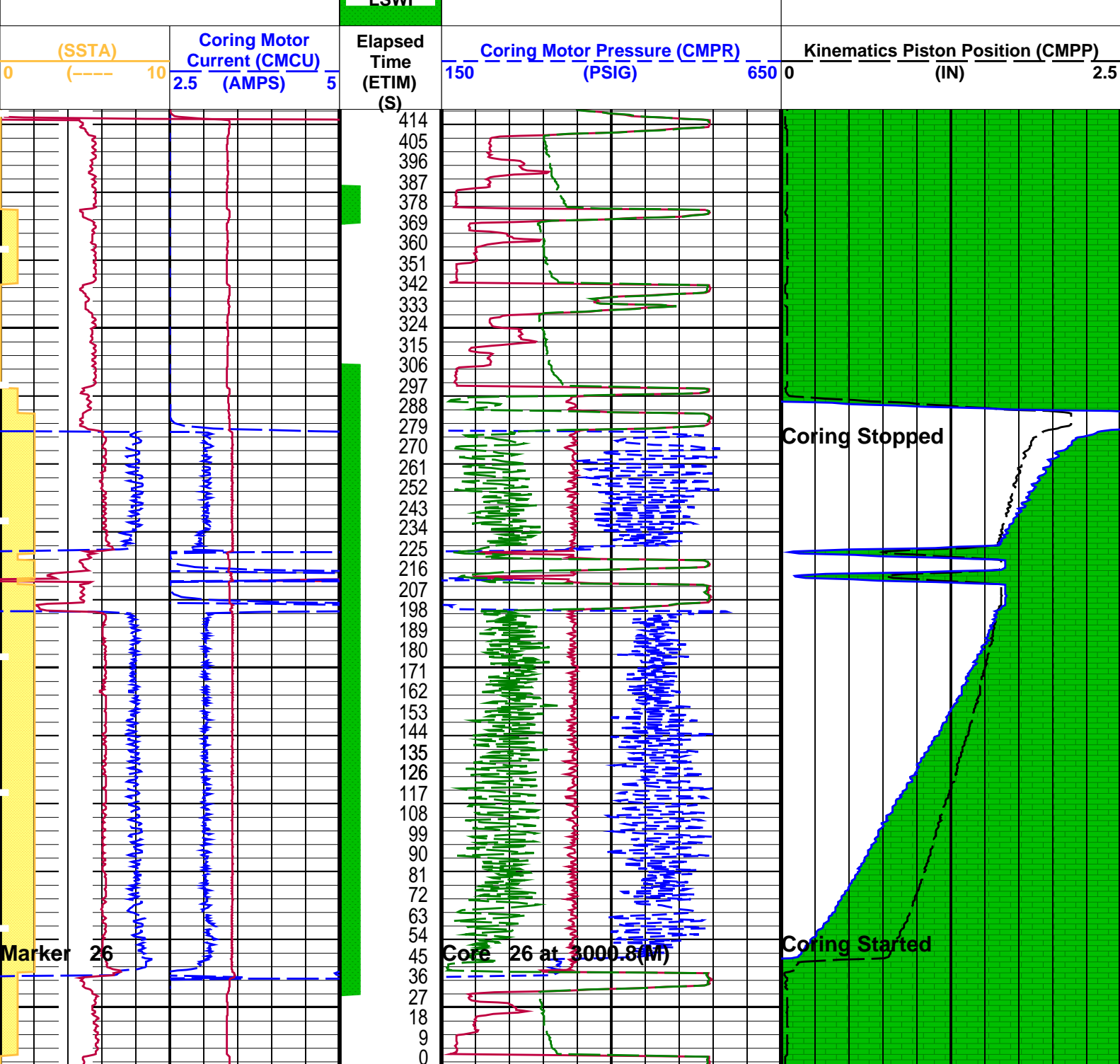
Limit Switch From D3T to MSCT_L SWI

Hydraulic Pump Pressure (HPPR)


0 (PSIG) 5000

Coring Motor Linear Position (CMLP)

0 (IN) 2.5



	0	(AMPS)	2	PIP SUMMARY		
Time Mark Every 60 S						
Parameters						
DLIS Name		Description			Value	
SOFF		MSCT-AA: Mechanical Sidewall Coring Tool Standoff			0 IN	
Format: MSCT_PROPRIETARY_ALL_Station		Vertical Scale: 1" per 60S		Graphics File Created: 29-Nov-2004 00:44		
OP System Version: 12C0-301						
MCM						
MSCT-AA		12C0-301		SGT-E		12C0-301
Output DLIS Files						
DEFAULT		MSCT_229LTP		FN:343	PRODUCER	29-Nov-2004 00:44
MSCT_B_UP		MSCT_229LTP		FN:344	PRODUCER	29-Nov-2004 00:43



Core at 3002.1m

MAXIS Field Log

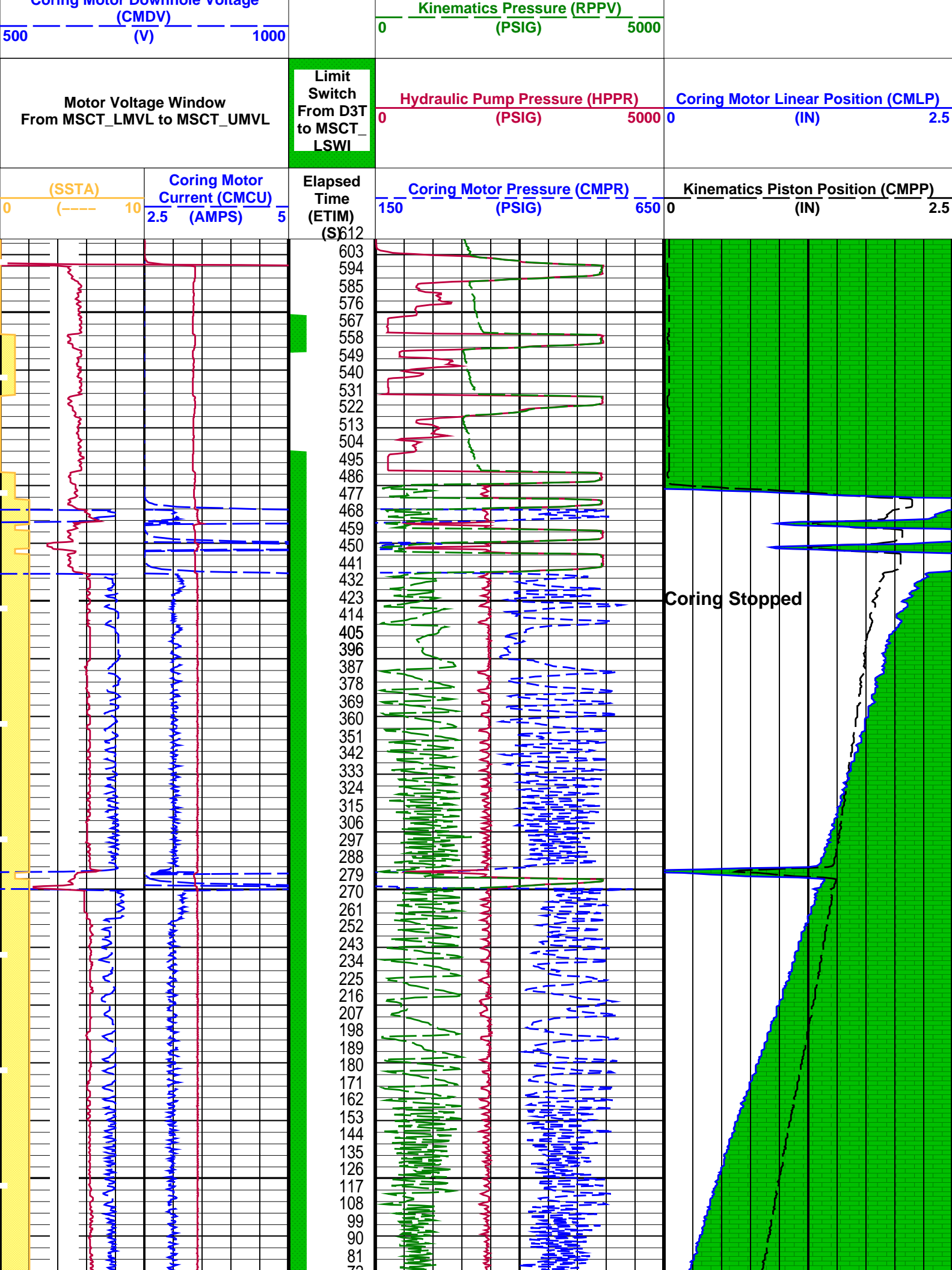
Company:

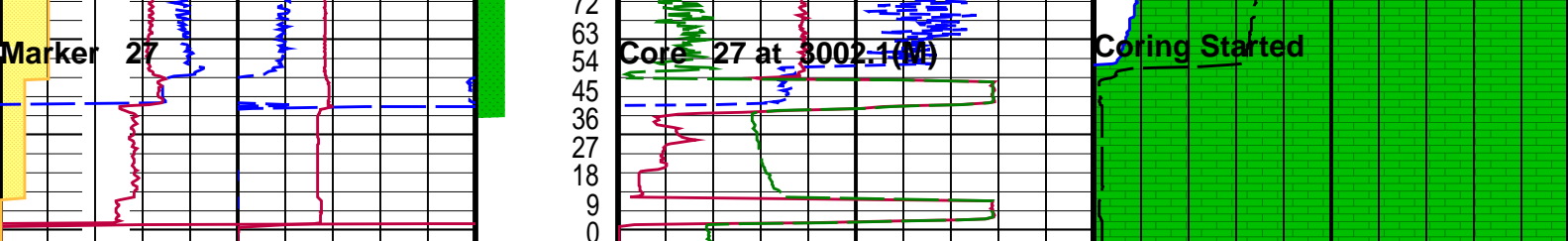
Well:

Output DLIS Files							
DEFAULT	MSCT_230LTP	FN:345	PRODUCER	29-Nov-2004 00:53	3002.1 M	1.6 M	
MSCT_B_UP	MSCT_230LTP	FN:346	PRODUCER	29-Nov-2004 00:53	3002.1 M	1.6 M	

Elapsed Time (s)	Event Summary
421.6	Coring Stopped
58.4	Coring Started
56.0	Marker 27
56.0	Core 27 at 3002.1(M)

PIP SUMMARY			
Time Mark Every 60 S			
	Hydraulic Motor Current (HMCU)		
	0 (AMPS) 2		
Hydraulic Motor Downhole Voltage (HMDV)			
500	(V)	1000	
Coring Motor Downhole Voltage			





<div>(SSTA)</div> <div>0-----10</div>		<div>Coring Motor Current (CMCU)</div> <div>2.5 (AMPS) 5</div>	<div>Elapsed Time (ETIM) (S)</div> <div>Limit Switch From D3T to MSCT_LSWI</div>	<div>Coring Motor Pressure (CMPR)</div> <div>150 (PSIG) 650</div>	<div>Kinematics Piston Position (CMPP)</div> <div>0 (IN) 2.5</div>
<div>Motor Voltage Window From MSCT_LMVL to MSCT_UMVL</div>		<div>Hydraulic Pump Pressure (HPPR)</div> <div>0 (PSIG) 5000</div>		<div>Coring Motor Linear Position (CMLP)</div> <div>0 (IN) 2.5</div>	
<div>Coring Motor Downhole Voltage (CMDV)</div> <div>500 (V) 1000</div>					
<div>Hydraulic Motor Downhole Voltage (HMDV)</div> <div>500 (V) 1000</div>					
	<div>Hydraulic Motor Current (HMCU)</div> <div>0 (AMPS) 2</div>				

PIP SUMMARY

Time Mark Every 60 S

Parameters		
DLIS Name	Description	Value
SOFF	MSCT-AA: Mechanical Sidewall Coring Tool Standoff	0 IN

Format: MSCT_PROPRIETARY_ALL_Station Vertical Scale: 1" per 60S Graphics File Created: 29-Nov-2004 00:53

OP System Version: 12C0-301			
MCM			
MSCT-AA	12C0-301	SGT-E	12C0-301

Output DLIS Files				
DEFAULT	MSCT_230LTP	FN:345	PRODUCER	29-Nov-2004 00:53
MSCT_B_UP	MSCT_230LTP	FN:346	PRODUCER	29-Nov-2004 00:53



Core at 3002.8m

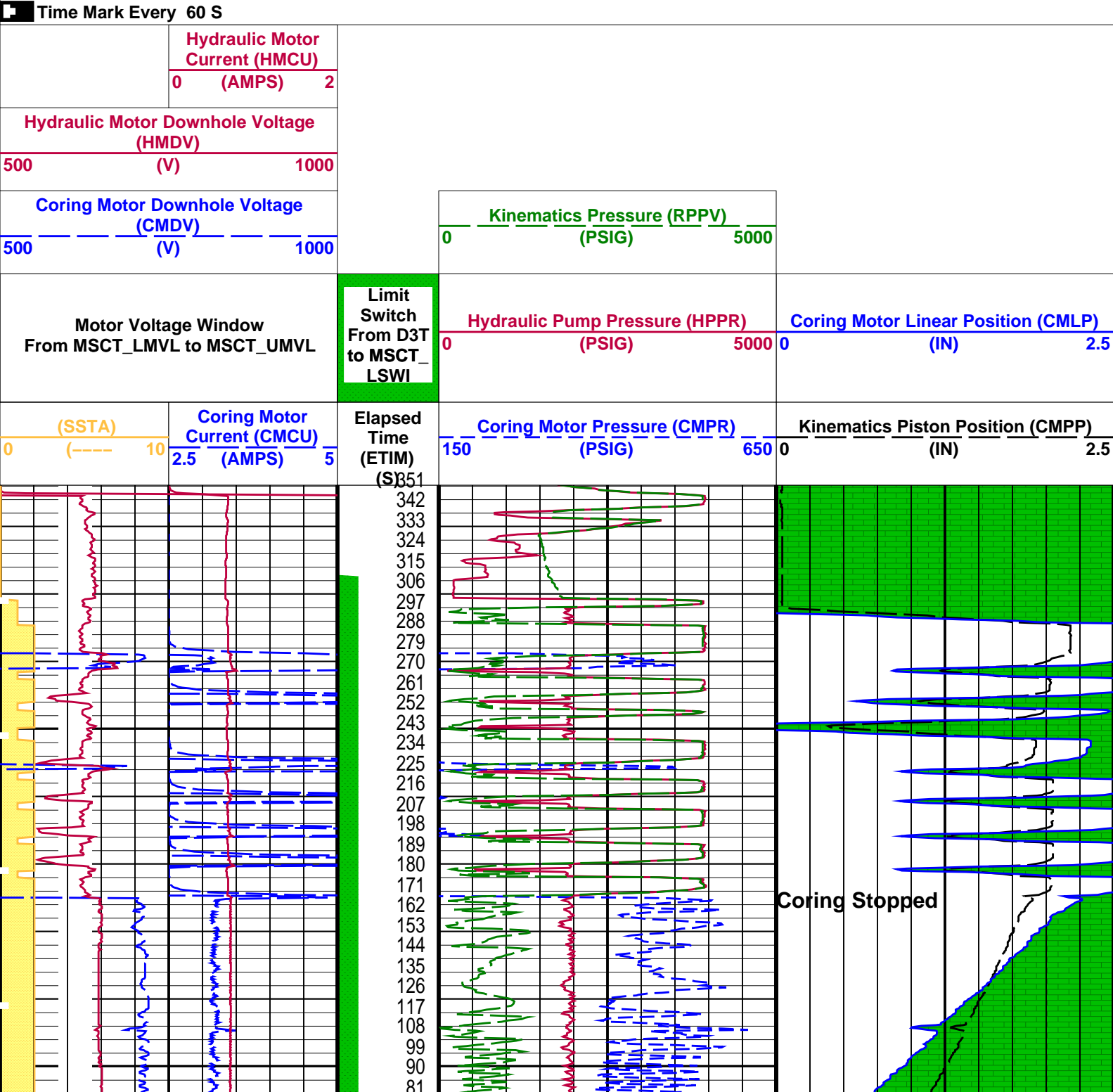
MAXIS Field Log

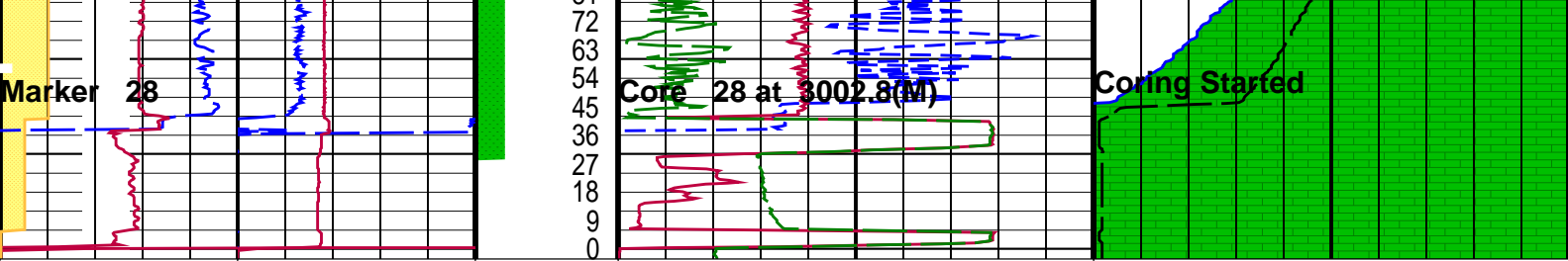
Company: Well:

Output DLIS Files					
DEFAULT	MSCT 231LTP	FN:347	PRODUCER	29-Nov-2004 01:05	3002.8 M 0.9 M

Elapsed Time (s)	Event Summary
163.6	Coring Stopped
52.0	Coring Started
49.2	Marker 28
49.2	Core 28 at 3002.8(M)

PIP SUMMARY





<div>(SSTA)</div> <div>0-----10</div>		<div>Coring Motor Current (CMCU)</div> <div>2.5 (AMPS)5</div>	<div>Elapsed Time (ETIM) (S)</div> <div>Limit Switch From D3T to MSCT_LSWI</div>	<div>Coring Motor Pressure (CMPR)</div> <div>150 (PSIG)650</div>	<div>Kinematics Piston Position (CMPP)</div> <div>0 (IN)2.5</div>
Motor Voltage Window From MSCT_LMVL to MSCT_UMVL				<div>Hydraulic Pump Pressure (HPPR)</div> <div>0 (PSIG)5000</div>	<div>Coring Motor Linear Position (CMLP)</div> <div>0 (IN)2.5</div>
<div>Coring Motor Downhole Voltage (CMDV)</div> <div>500 (V)1000</div>				<div>Kinematics Pressure (RPPV)</div> <div>0 (PSIG)5000</div>	
<div>Hydraulic Motor Downhole Voltage (HMDV)</div> <div>500 (V)1000</div>					
	<div>Hydraulic Motor Current (HMCU)</div> <div>0 (AMPS)2</div>				

PIP SUMMARY

Time Mark Every 60 S

Parameters

DLIS Name	Description	Value
MSCT-AA: Mechanical Sidewall Coring Tool SOFF		0 IN

Format: MSCT_PROPRIETARY_ALL_Station Vertical Scale: 1" per 60S Graphics File Created: 29-Nov-2004 01:05

OP System Version: 12C0-301
MCM

MSCT-AA	12C0-301	SGT-E	12C0-301
---------	----------	-------	----------

Output DLIS Files

DEFAULT	MSCT_231LTP	FN:347	PRODUCER	29-Nov-2004 01:05
MSCT_B_UP	MSCT_231LTP	FN:348	PRODUCER	29-Nov-2004 01:05

Schlumberger

Core at 3003.8m

MAXIS Field Log

Company: Well:

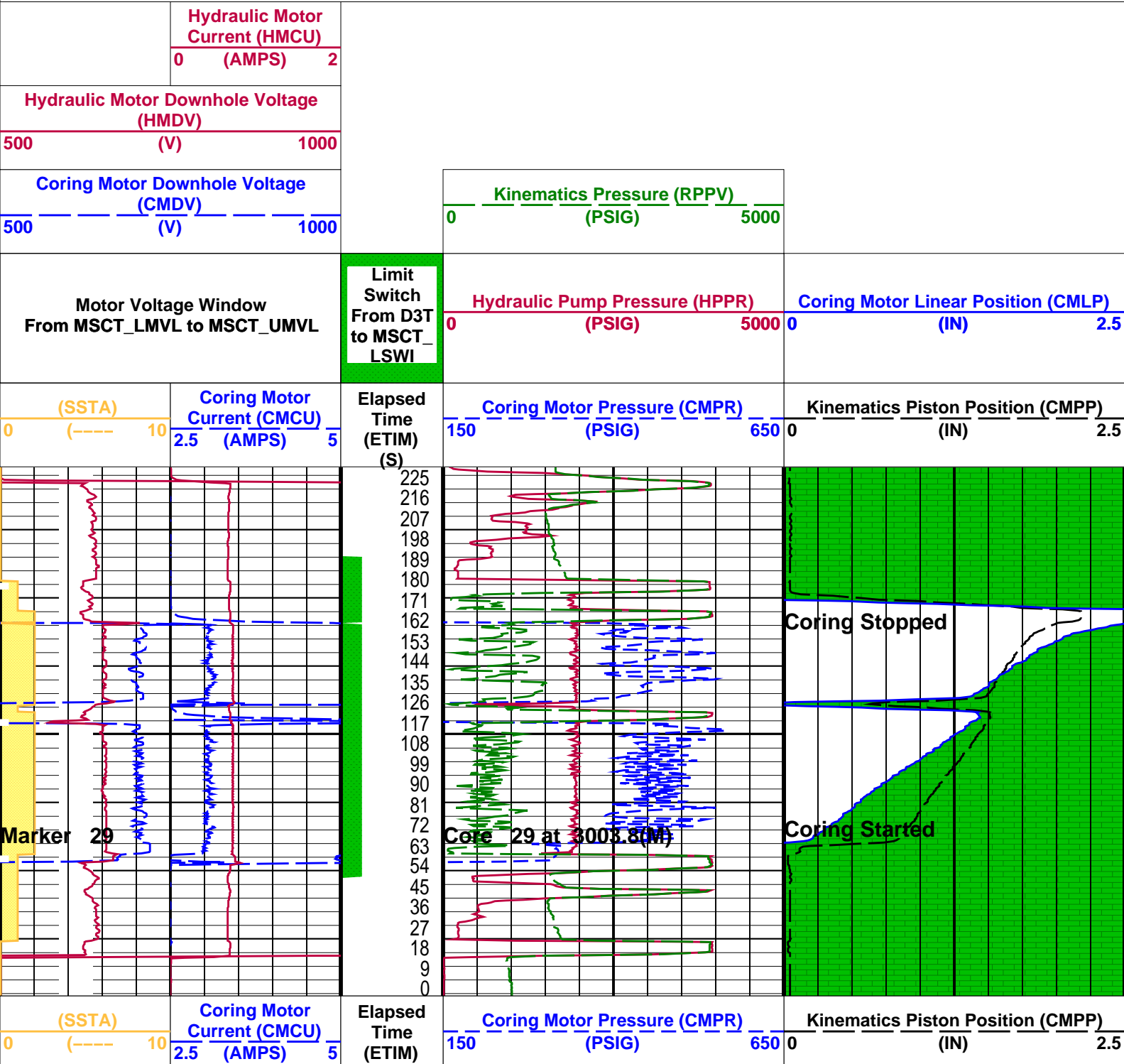
Output DLIS Files

DEFAULT	MSCT_231LTP	FN:347	PRODUCER	29-Nov-2004 01:05	2004
---------	-------------	--------	----------	-------------------	------

Elapsed Time (s)	Event Summary
160.8	Coring Stopped
69.6	Coring Started
66.8	Marker 29
66.8	Core 29 at 3003.8(M)

PIP SUMMARY

Time Mark Every 60 S



Motor Voltage Window From MSCT_LMVL to MSCT_UMVL		Limit Switch From D3T to MSCT_LSWI	Hydraulic Pump Pressure (HPPR) 0 (PSIG) 5000		Coring Motor Linear Position (CMLP) 0 (IN) 2.5	
Coring Motor Downhole Voltage (CMDV) 500 (V) 1000			Kinematics Pressure (RPPV) 0 (PSIG) 5000			
Hydraulic Motor Downhole Voltage (HMDV) 500 (V) 1000						
	Hydraulic Motor Current (HMCU) 0 (AMPS) 2					

PIP SUMMARY				
Time Mark Every 60 S				
Parameters				
DLIS Name		Description		Value
MSCT-AA: Mechanical Sidewall Coring Tool		SOFF		0 IN
Format: MSCT_PROPRIETARY_ALL_Station Vertical Scale: 1" per 60S Graphics File Created: 29-Nov-2004 01:13				
OP System Version: 12C0-301				
MCM				
MSCT-AA		12C0-301		SGT-E 12C0-301
Output DLIS Files				
DEFAULT		MSCT_232LTP		FN:349 PRODUCER 29-Nov-2004 01:13
MSCT_B_UP		MSCT_232LTP		FN:350 PRODUCER 29-Nov-2004 01:12

Schlumberger

Core at 3008.8m

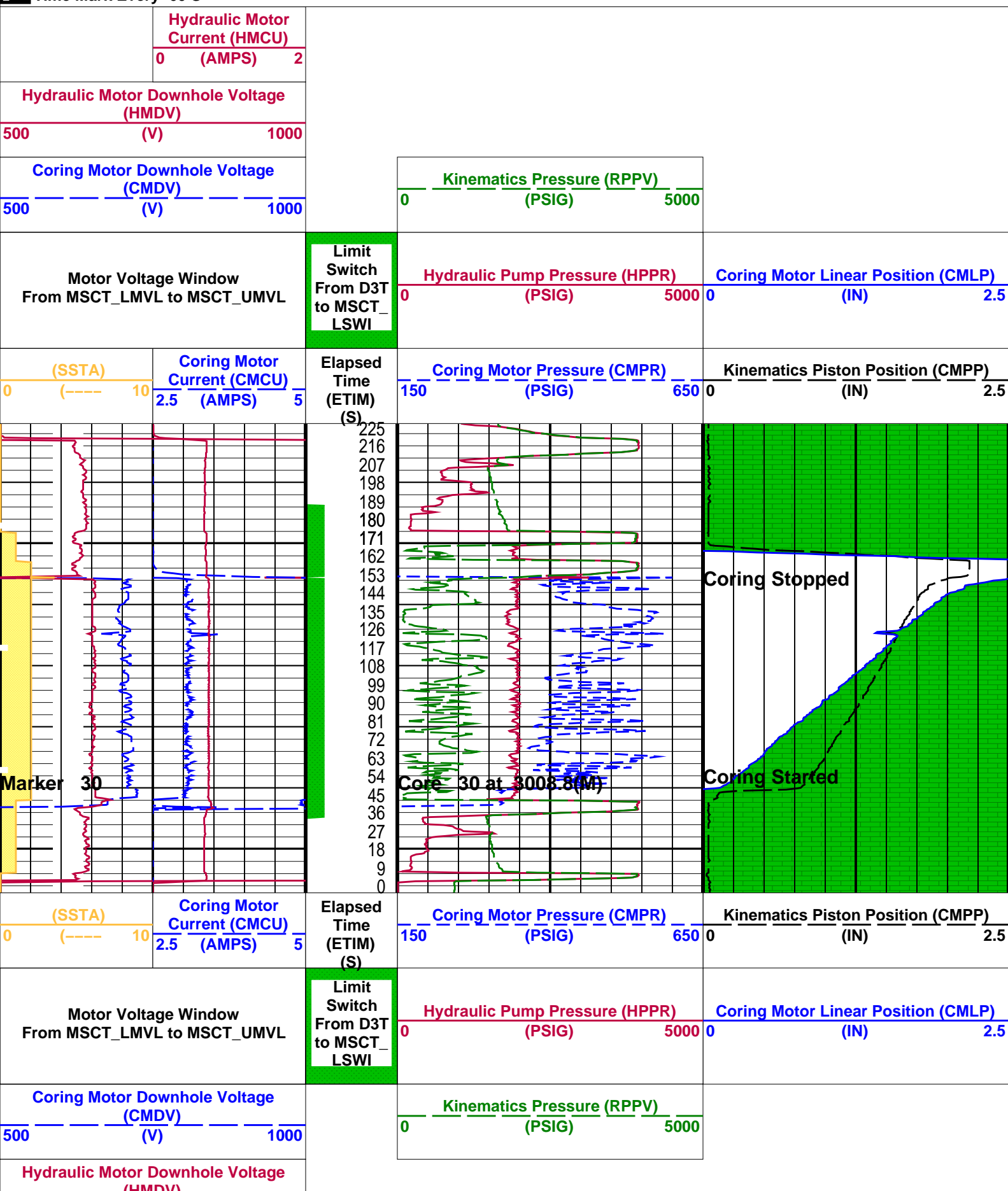
MAXIS Field Log

Company:						Well:
Output DLIS Files						
DEFAULT	MSCT_233LTP	FN:351	PRODUCER	29-Nov-2004 01:19	3008.8 M	0.6 M
MSCT_B_UP	MSCT_233LTP	FN:352	PRODUCER	29-Nov-2004 01:18	3008.8 M	0.6 M

Event Summary	
Elapsed Time (s)	
150.4	Coring Stopped
53.2	Coring Started

Core 30 at 3008.8(M)

Time Mark Every 60 S



500	(HMCU)	1000
	Hydraulic Motor Current (HMCU)	
0	(AMPS)	2

PIP SUMMARY
Time Mark Every 60 S

Parameters		
DLIS Name	Description	Value
SOFF	MSCT-AA: Mechanical Sidewall Coring Tool Standoff	0 IN
Format: MSCT_PROPRIETARY_ALL_Station Vertical Scale: 1" per 60S Graphics File Created: 29-Nov-2004 01:19		
OP System Version: 12C0-301		
MCM		
MSCT-AA	12C0-301	SGT-E 12C0-301
Output DLIS Files		
DEFAULT	MSCT_233LTP	FN:351 PRODUCER 29-Nov-2004 01:19
MSCT_B_UP	MSCT_233LTP	FN:352 PRODUCER 29-Nov-2004 01:18


<div>Schlumberger</div> <div>Core at 3010.8m</div> <div>MAXIS Field Log</div>

Company:						Well:
Output DLIS Files						
DEFAULT	MSCT_236LTP	FN:356	PRODUCER	29-Nov-2004 01:32	3010.8 M	0.6 M
MSCT_B_UP	MSCT_236LTP	FN:357	PRODUCER	29-Nov-2004 01:32	3010.8 M	0.6 M

Elapsed Time (s)	Event Summary
174.0	Coring Stopped
53.6	Coring Started
50.4	Marker 31
50.4	Core 31 at 3010.8(M)

PIP SUMMARY
Time Mark Every 60 S

	Hydraulic Motor Current (HMCU)	
0	(AMPS)	2




PIP SUMMARY

Time Mark Every 60 S

Parameters

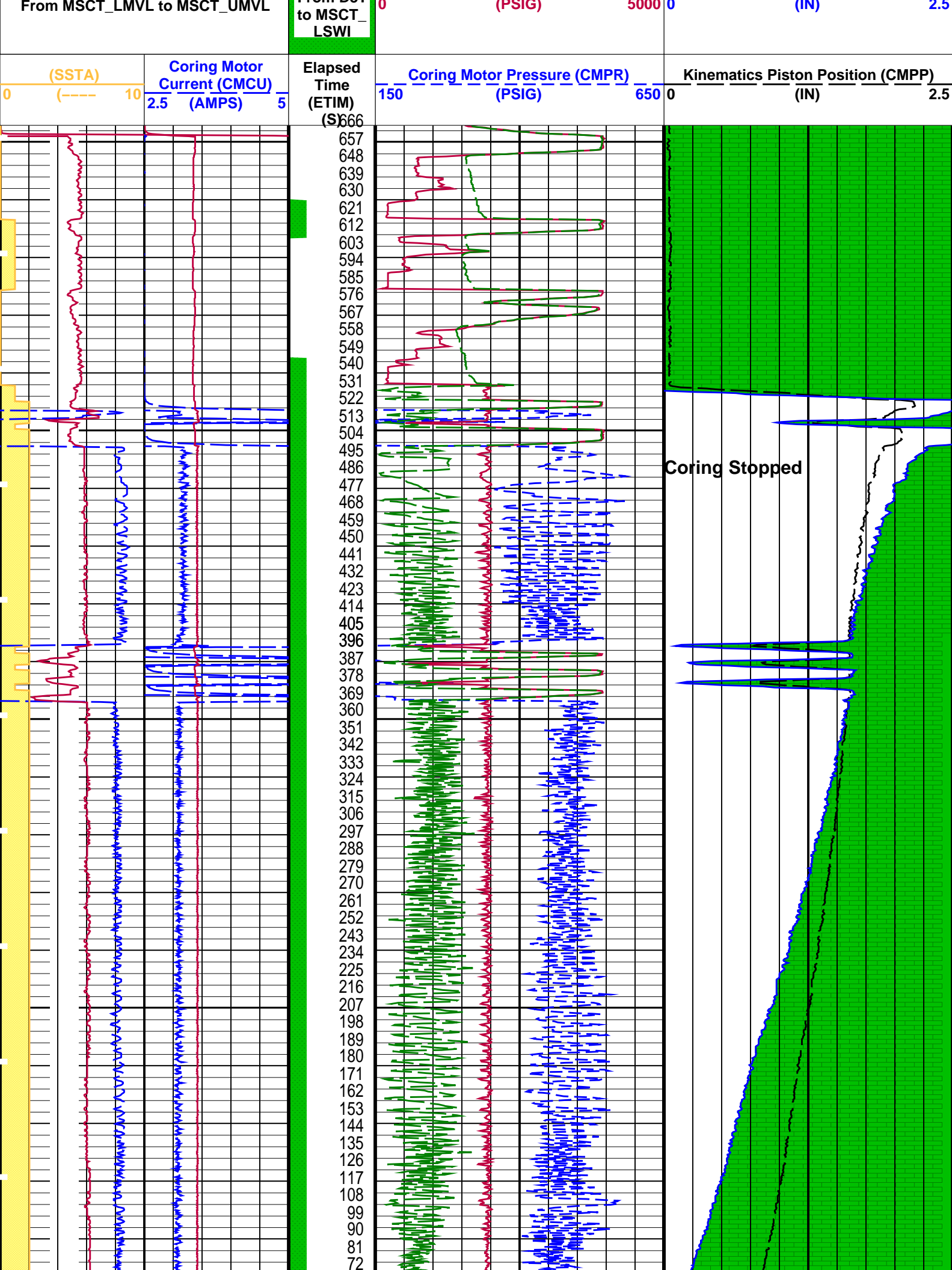
DLIS Name	Description	Value
MSCT-AA: Mechanical Sidewall Coring Tool SOFF	Standoff	0 IN
Format: MSCT_PROPRIETARY_ALL_Station Vertical Scale: 1" per 60S Graphics File Created: 29-Nov-2004 01:32		
OP System Version: 12C0-301 MCM		
MSCT-AA	12C0-301	SGT-E 12C0-301
Output DLIS Files		
DEFAULT	MSCT_236LTP	FN:356 PRODUCER 29-Nov-2004 01:32
MSCT_B_UP	MSCT_236LTP	FN:357 PRODUCER 29-Nov-2004 01:32

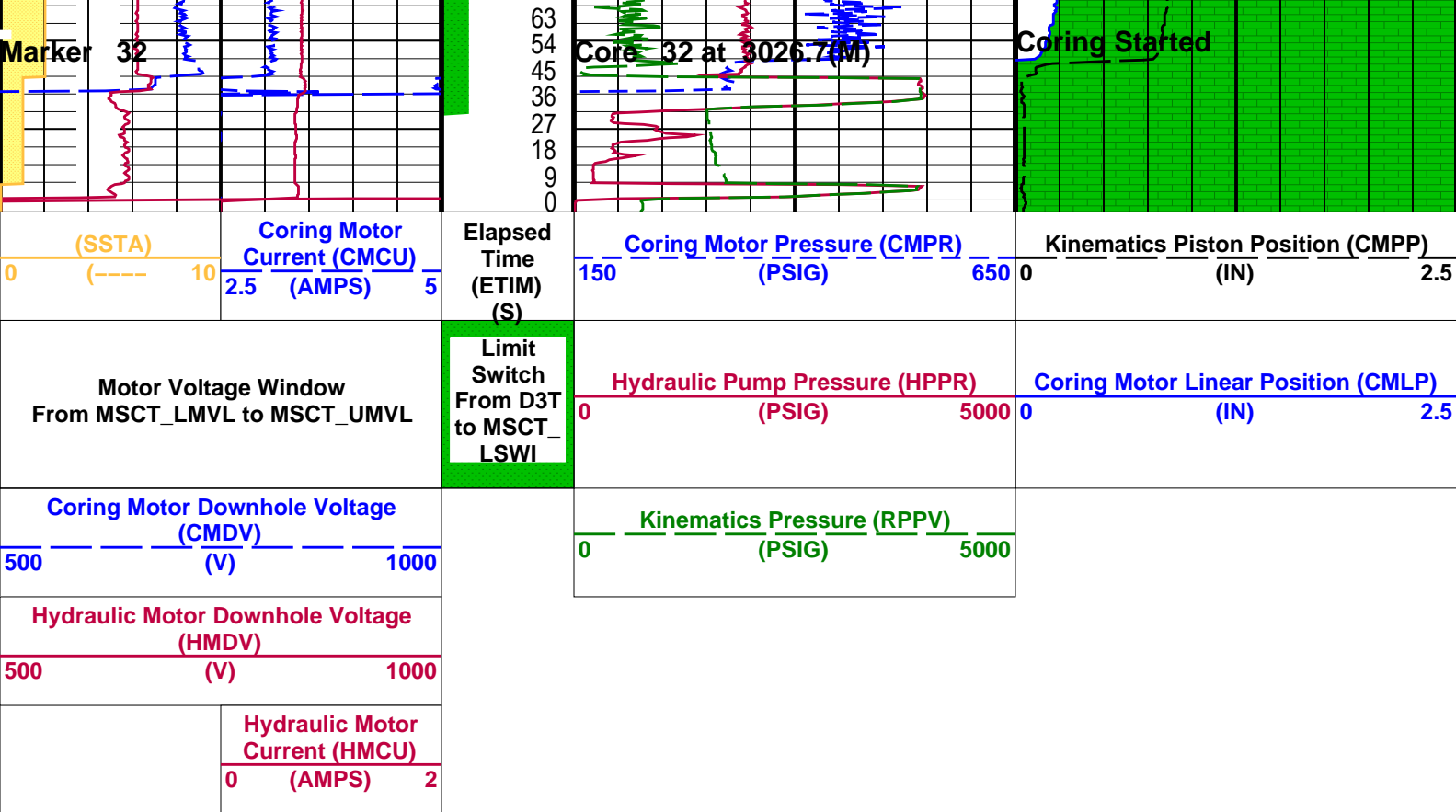


Core at 3026.7m

MAXIS Field Log

Company:				Well:																																											
Output DLIS Files																																															
DEFAULT	MSCT_237LTP	FN:358	PRODUCER	29-Nov-2004 01:39	3026.7 M	1.7 M																																									
MSCT_B_UP	MSCT_237LTP	FN:359	PRODUCER	29-Nov-2004 01:39	3026.7 M	1.7 M																																									
<table><tr><td>Elapsed Time (s)</td><td colspan="7">Event Summary</td></tr><tr><td>485.6</td><td colspan="7">Coring Stopped</td></tr><tr><td>54.0</td><td colspan="7">Coring Started</td></tr><tr><td>50.8</td><td colspan="7">Marker 32</td></tr><tr><td>50.8</td><td colspan="7">Core 32 at 3026.7(M)</td></tr></table>								Elapsed Time (s)	Event Summary							485.6	Coring Stopped							54.0	Coring Started							50.8	Marker 32							50.8	Core 32 at 3026.7(M)						
Elapsed Time (s)	Event Summary																																														
485.6	Coring Stopped																																														
54.0	Coring Started																																														
50.8	Marker 32																																														
50.8	Core 32 at 3026.7(M)																																														
PIP SUMMARY																																															
Time Mark Every 60 S																																															
		Hydraulic Motor Current (HMCU)																																													
		0 (AMPS) 2																																													
Hydraulic Motor Downhole Voltage (HMDV)																																															
500 (V) 1000																																															
Coring Motor Downhole Voltage (CMDV)																																															
500 (V) 1000				Kinematics Pressure (RPPV)																																											
				0 (PSIG) 5000																																											
Motor Voltage Window		Limit Switch From D3T	Hydraulic Pump Pressure (HPPR)		Coring Motor Linear Position (CMLP)																																										





PIP SUMMARY			
Time Mark Every 60 S			
Parameters			
DLIS Name	Description	Value	
MSCT-AA: Mechanical Sidewall Coring Tool		0 IN	
SOFF	Standoff		
Format: MSCT_PROPRIETARY_ALL_Station		Vertical Scale: 1" per 60S	Graphics File Created: 29-Nov-2004 01:39
OP System Version: 12C0-301			
MCM			
MSCT-AA	12C0-301	SGT-E	12C0-301
Output DLIS Files			
DEFAULT	MSCT_237LTP	FN:358 PRODUCER	29-Nov-2004 01:39
MSCT_B_UP	MSCT_237LTP	FN:359 PRODUCER	29-Nov-2004 01:39



Core at 3040.5m

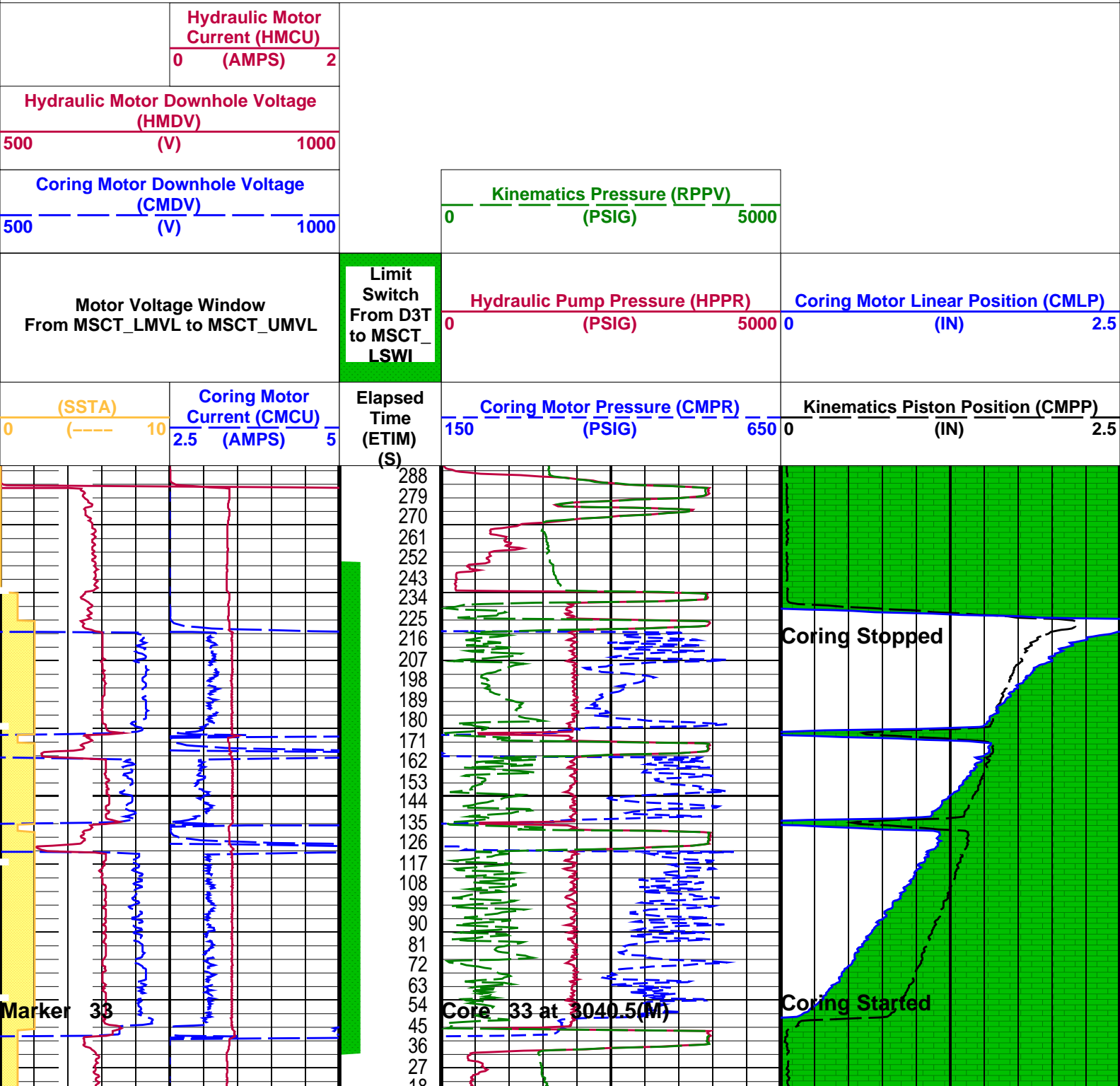
Company: Well:

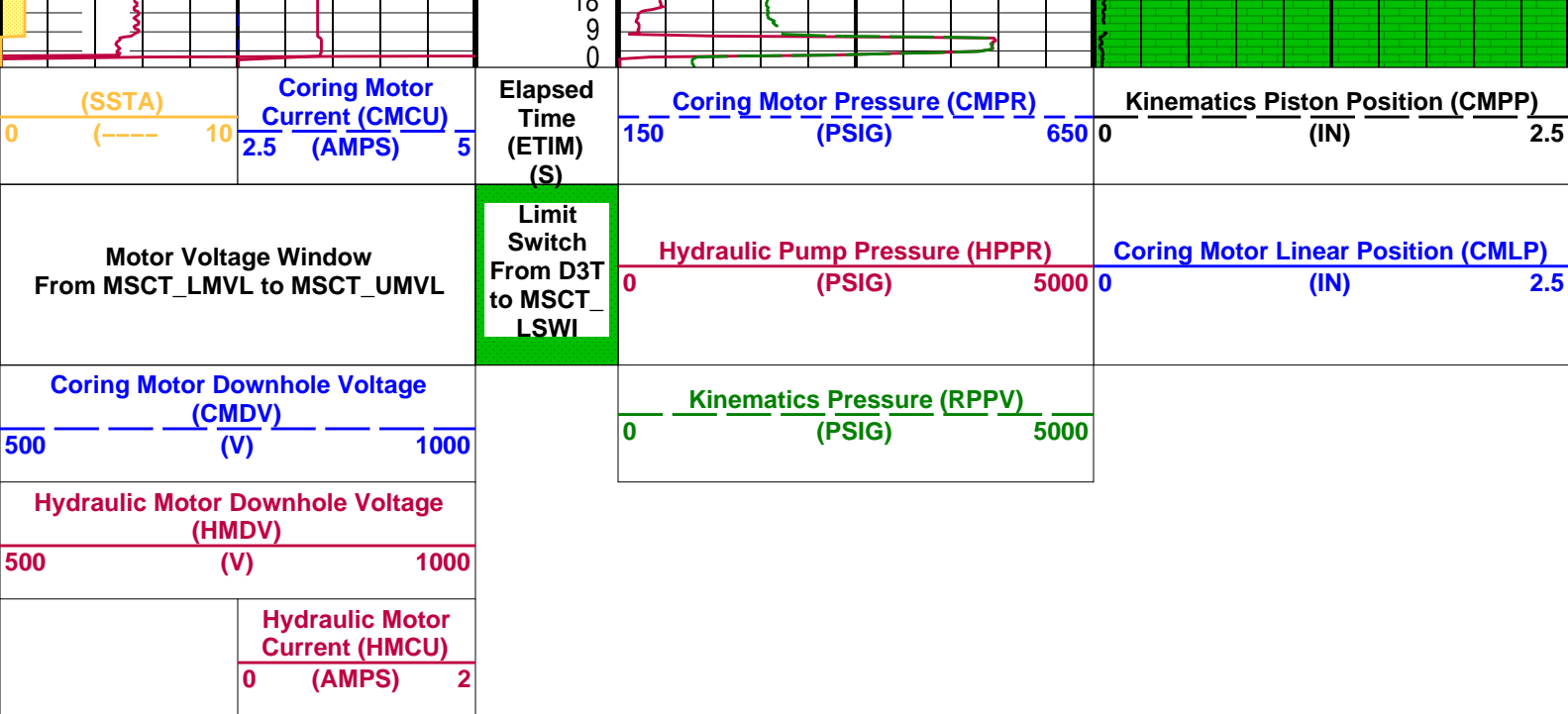
Output DLIS Files					
DEFAULT	MSCT_238LTP	FN:360	PRODUCER	29-Nov-2004 01:53	3040.5 M 0.8 M

Elapsed Time (s)	Event Summary
217.2	Coring Stopped
54.0	Coring Started
50.8	Marker 33
50.8	Core 33 at 3040.5(M)

PIP SUMMARY

Time Mark Every 60 S





PIP SUMMARY

Time Mark Every 60 S

Parameters					
DLIS Name		Description		Value	
MSCT-AA: Mechanical Sidewall Coring Tool		SOFF		0 IN	
Format: MSCT_PROPRIETARY_ALL_Station		Vertical Scale: 1" per 60S		Graphics File Created: 29-Nov-2004 01:53	
OP System Version: 12C0-301					
MCM					
MSCT-AA		12C0-301		SGT-E 12C0-301	
Output DLIS Files					
DEFAULT		MSCT_238LTP		FN:360 PRODUCER 29-Nov-2004 01:53	
MSCT_B_UP		MSCT_238LTP		FN:361 PRODUCER 29-Nov-2004 01:53	

Schlumberger

Core at 3041.5m

MAXIS Field Log

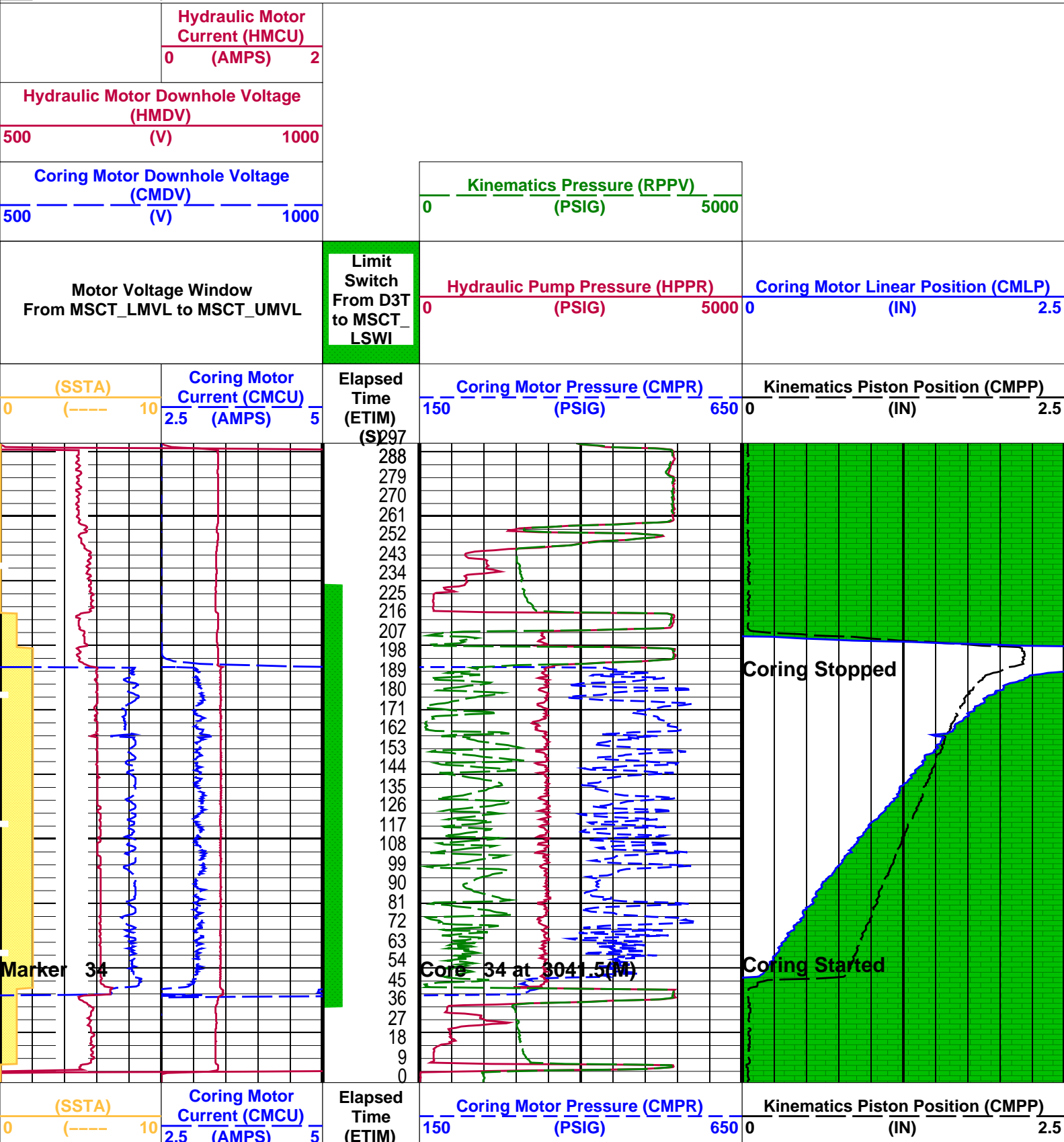
Company:						Well:
Output DLIS Files						
DEFAULT	MSCT_239LTP	FN:362	PRODUCER	29-Nov-2004 02:00	3041.5 M	0.8 M
MSCT_B_UP	MSCT_239LTP	FN:363	PRODUCER	29-Nov-2004 02:00	3041.5 M	0.8 M

Elapsed

Elapsed Time (s)	Event Summary	
188.4	Coring Stopped	
51.2	Coring Started	
48.8	Marker 34	
48.8	Core 34 at 3041.5(M)	


PIP SUMMARY

Time Mark Every 60 S



		(S)				
Motor Voltage Window From MSCT_LMVL to MSCT_UMVL		Limit Switch From D3T to MSCT_ LSWI	Hydraulic Pump Pressure (HPPR) 0 (PSIG) 5000		Coring Motor Linear Position (CMLP) 0 (IN) 2.5	
Coring Motor Downhole Voltage (CMDV) 500 (V) 1000			Kinematics Pressure (RPPV) 0 (PSIG) 5000			
Hydraulic Motor Downhole Voltage (HMDV) 500 (V) 1000						
	Hydraulic Motor Current (HMCU) 0 (AMPS) 2					

PIP SUMMARY						
Time Mark Every 60 S						
Parameters						
DLIS Name		Description			Value	
MSCT-AA: Mechanical Sidewall Coring Tool		SOFF			0 IN	
Format: MSCT_PROPRIETARY_ALL_Station Vertical Scale: 1" per 60S Graphics File Created: 29-Nov-2004 02:00						
OP System Version: 12C0-301						
MCM						
MSCT-AA		12C0-301		SGT-E		12C0-301
Output DLIS Files						
DEFAULT		MSCT_239LTP		FN:362		PRODUCER 29-Nov-2004 02:00
MSCT_B_UP		MSCT_239LTP		FN:363		PRODUCER 29-Nov-2004 02:00



Core at 3042.5m

MAXIS Field Log

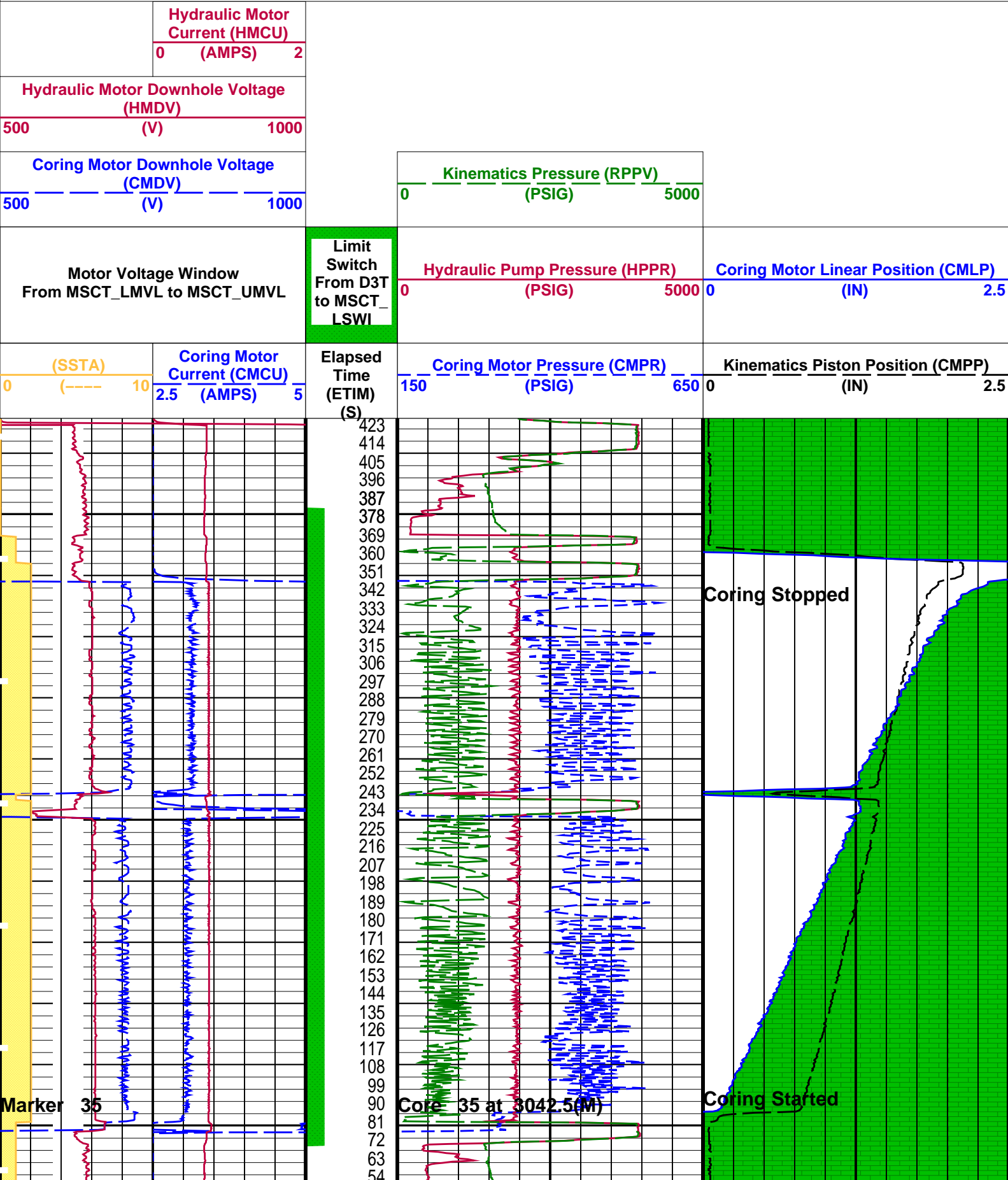
Company:						Well:
Output DLIS Files						
DEFAULT	MSCT_240LTP	FN:364	PRODUCER	29-Nov-2004 02:07	3042.5 M	1.1 M
MSCT_B_UP	MSCT_240LTP	FN:365	PRODUCER	29-Nov-2004 02:07	3042.5 M	1.1 M

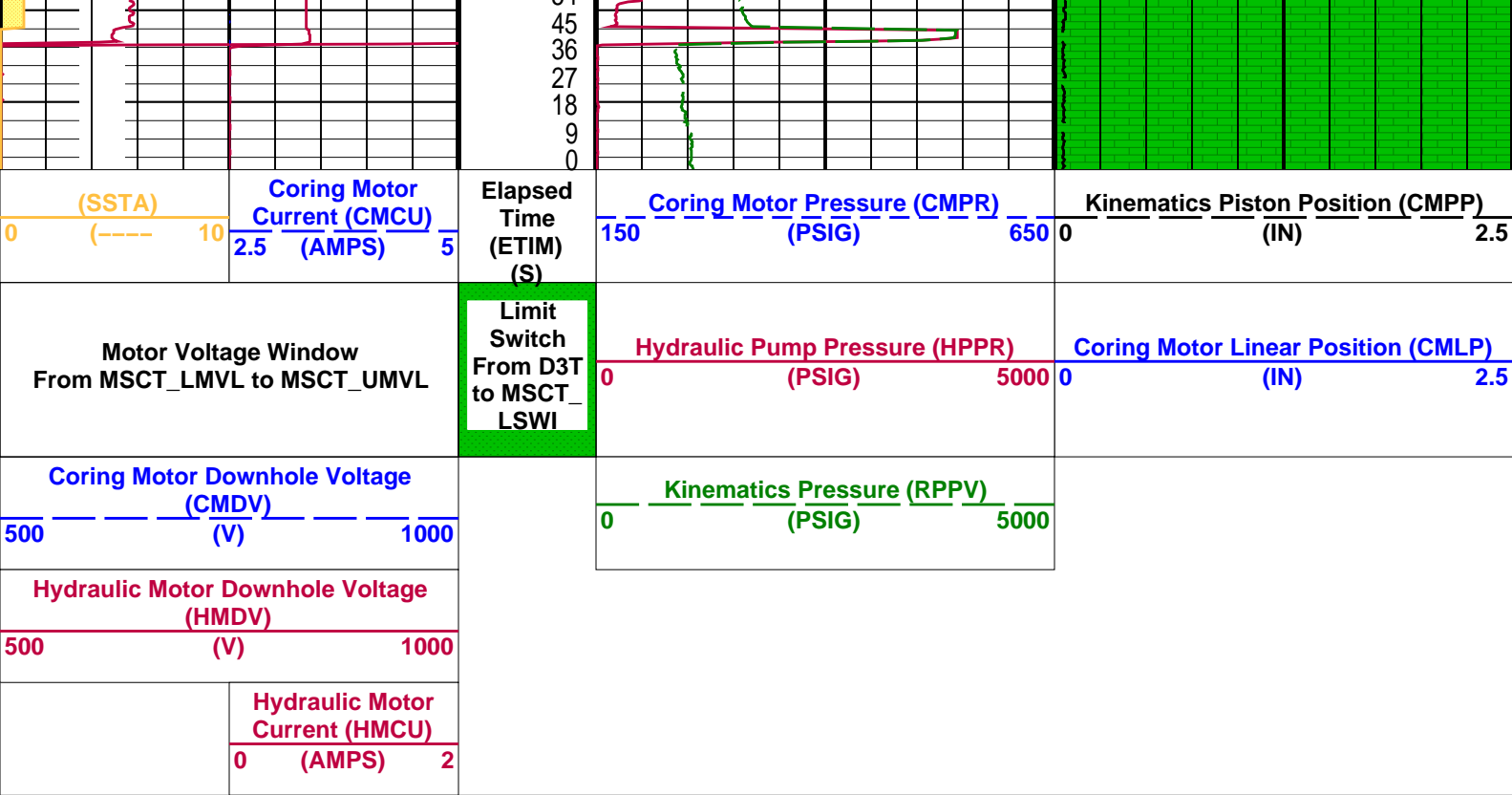
Elapsed Time (s)	Event Summary
339.2	Coring Stopped
91.6	Coring Started

88.4	Coring Status
88.4	Marker 35
88.4	Core 35 at 3042.5(M)

PIP SUMMARY

Time Mark Every 60 S





PIP SUMMARY					
Time Mark Every 60 S					
Parameters					
DLIS Name		Description		Value	
SOFF		MSCT-AA: Mechanical Sidewall Coring Tool Standoff		0 IN	
Format: MSCT_PROPRIETARY_ALL_Station Vertical Scale: 1" per 60S Graphics File Created: 29-Nov-2004 02:07					
OP System Version: 12C0-301					
MCM					
MSCT-AA		12C0-301		SGT-E 12C0-301	
Output DLIS Files					
DEFAULT		MSCT_240LTP		FN:364 PRODUCER 29-Nov-2004 02:07	
MSCT_B_UP		MSCT_240LTP		FN:365 PRODUCER 29-Nov-2004 02:07	



Core at 3043.5m

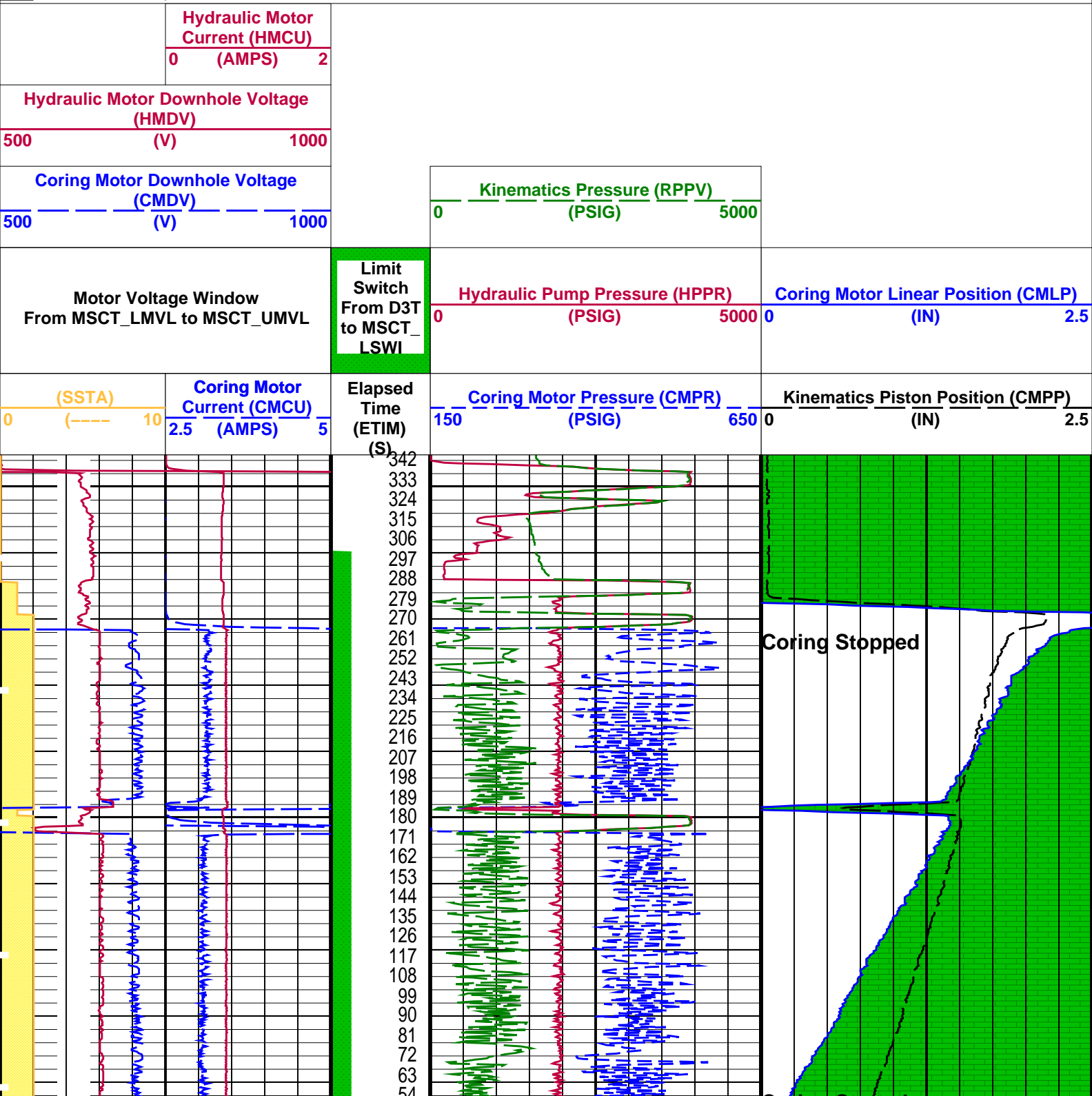
MAXIS Field Log

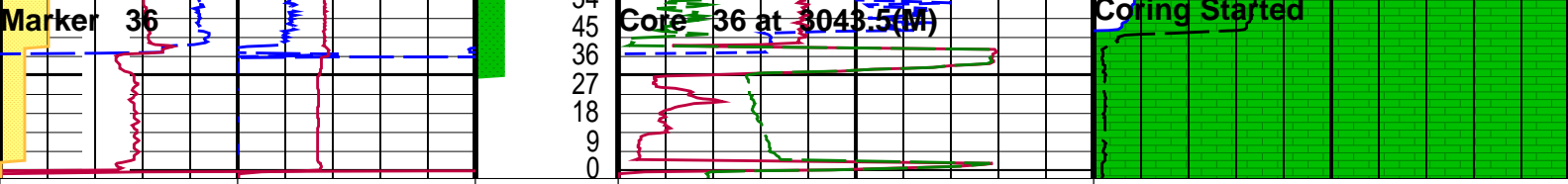
Company:						Well:
Output DLIS Files						
DEFAULT	MSCT_241LTP	FN:366	PRODUCER	29-Nov-2004 02:16	3043.5 M	0.9 M
MSCT_B_UP	MSCT_241LTP	FN:367	PRODUCER	29-Nov-2004 02:16	3043.5 M	0.9 M

Elapsed Time (s)	Event Summary
258.8	Coring Stopped
49.6	Coring Started
46.4	Marker 36
46.4	Core 36 at 3043.5(M)

PIP SUMMARY

Time Mark Every 60 S





<div>(SSTA)</div> <div>0-----10</div>	<div>Coring Motor Current (CMCU)</div> <div>2.5 (AMPS) 5</div>	<div>Elapsed Time (ETIM)</div> <div>(S)</div>	<div>Coring Motor Pressure (CMPR)</div> <div>(PSIG) 150 650</div>	<div>Kinematics Piston Position (CMPP)</div> <div>(IN) 0 2.5</div>
<div>Motor Voltage Window</div> <div>From MSCT_LMVL to MSCT_UMVL</div>	<div>Limit Switch</div> <div>From D3T to MSCT_LSWI</div>		<div>Hydraulic Pump Pressure (HPPR)</div> <div>(PSIG) 0 5000</div>	<div>Coring Motor Linear Position (CMLP)</div> <div>(IN) 0 2.5</div>
<div>Coring Motor Downhole Voltage (CMDV)</div> <div>500 (V) 1000</div>			<div>Kinematics Pressure (RPPV)</div> <div>(PSIG) 0 5000</div>	
<div>Hydraulic Motor Downhole Voltage (HMDV)</div> <div>500 (V) 1000</div>				
	<div>Hydraulic Motor Current (HMCU)</div> <div>0 (AMPS) 2</div>			

PIP SUMMARY


☐ Time Mark Every 60 S

Parameters		
DLIS Name	Description	Value
MSCT-AA	Mechanical Sidewall Coring Tool	
SOFF	Standoff	0 IN

Format: MSCT_PROPRIETARY_ALL_Station Vertical Scale: 1" per 60S Graphics File Created: 29-Nov-2004 02:16

OP System Version: 12C0-301			
MCM			
MSCT-AA	12C0-301	SGT-E	12C0-301

Output DLIS Files					
DEFAULT	MSCT_241LTP	FN:366	PRODUCER	29-Nov-2004 02:16	
MSCT_B_UP	MSCT_241LTP	FN:367	PRODUCER	29-Nov-2004 02:16	



Core at 3044.5m

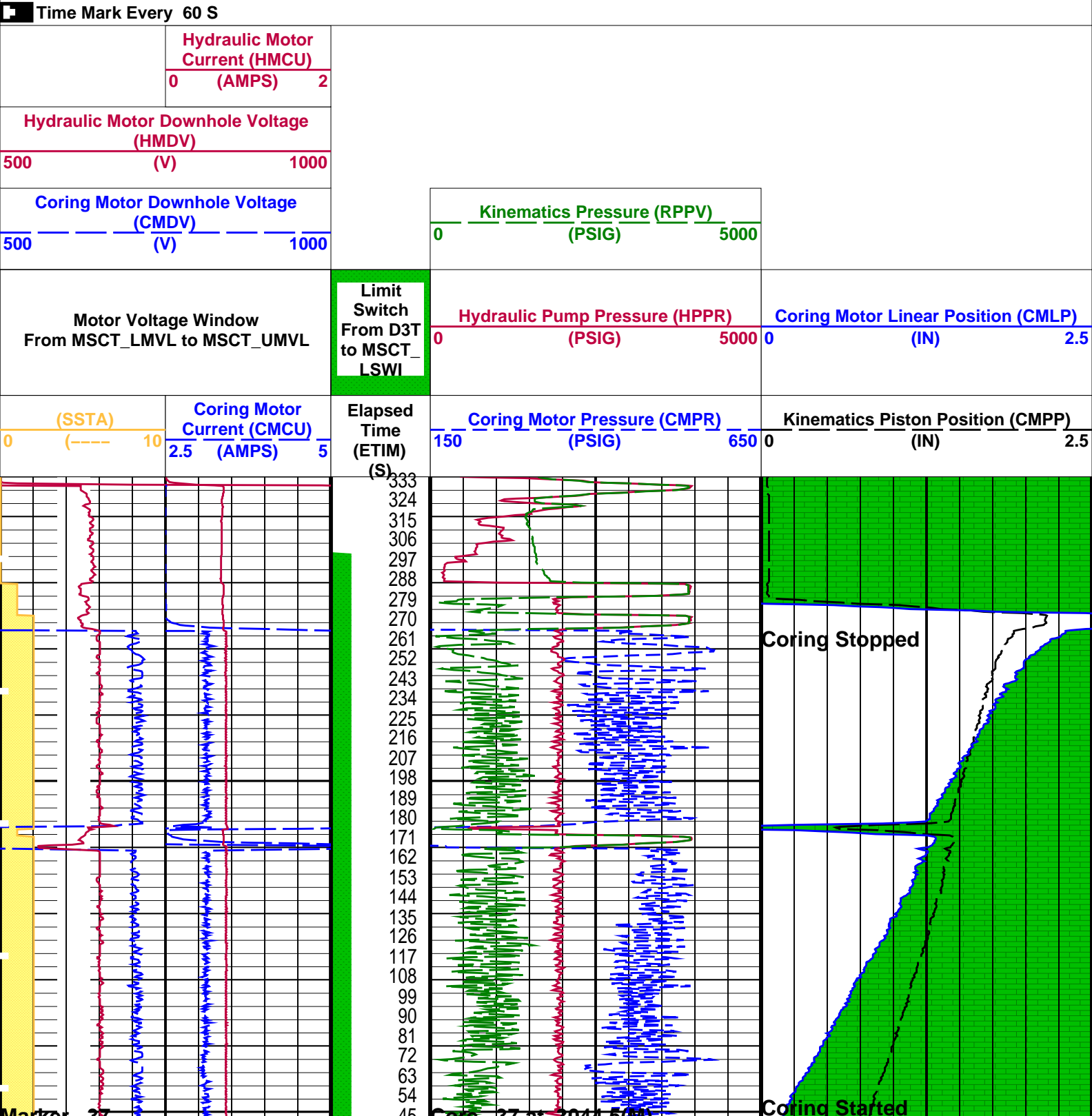
MAXIS Field Log

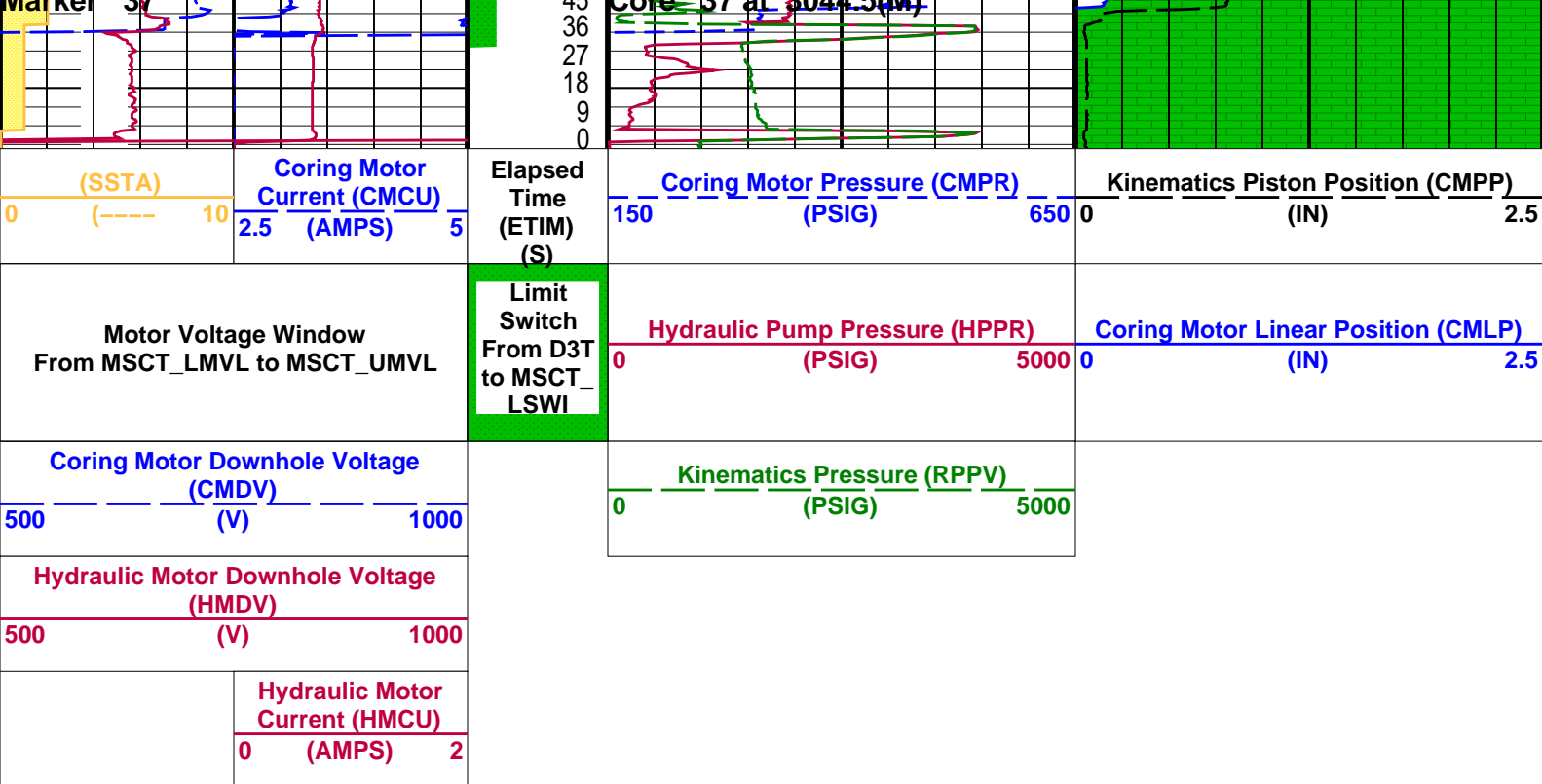
Company: Well:

Output DLIS Files						
DEFAULT	MSCT_242LTP	FN:368	PRODUCER	29-Nov-2004 02:24	3044.5 M	0.9 M
MSCT_B_UP	MSCT_242LTP	FN:369	PRODUCER	29-Nov-2004 02:24	3044.5 M	0.9 M

Elapsed Time (s)	Event Summary
260.0	Coring Stopped
47.6	Coring Started
44.4	Marker 37
44.4	Core 37 at 3044.5(M)

PIP SUMMARY





PIP SUMMARY					
Time Mark Every 60 S					
Parameters					
DLIS Name		Description		Value	
MSCT-AA: Mechanical Sidewall Coring Tool		SOFF		0 IN	
Format: MSCT_PROPRIETARY_ALL_Station Vertical Scale: 1" per 60S Graphics File Created: 29-Nov-2004 02:24					
OP System Version: 12C0-301					
MCM					
MSCT-AA		12C0-301		SGT-E 12C0-301	
Output DLIS Files					
DEFAULT		MSCT_242LTP		FN:368 PRODUCER 29-Nov-2004 02:24	
MSCT_B_UP		MSCT_242LTP		FN:369 PRODUCER 29-Nov-2004 02:24	

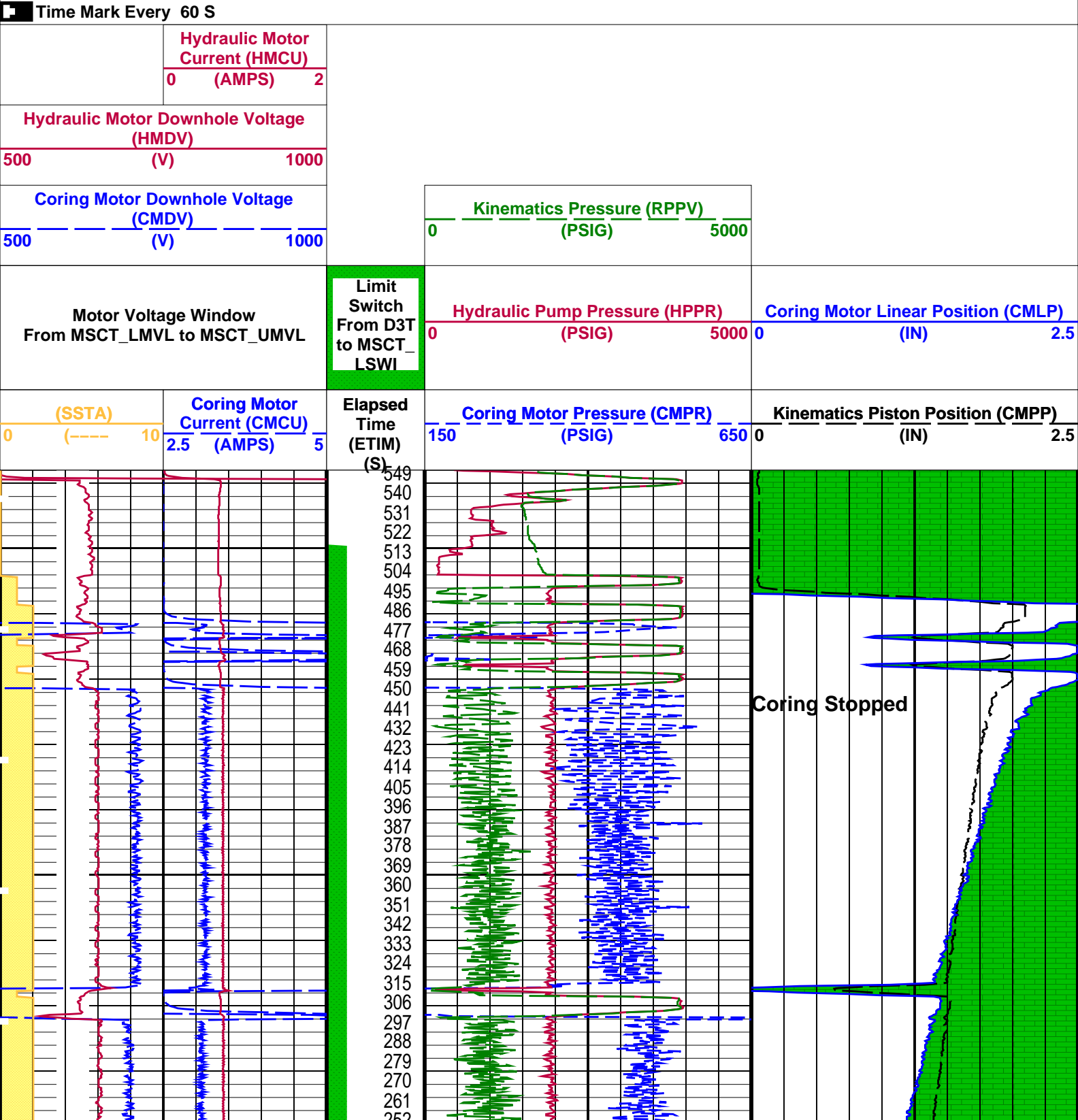


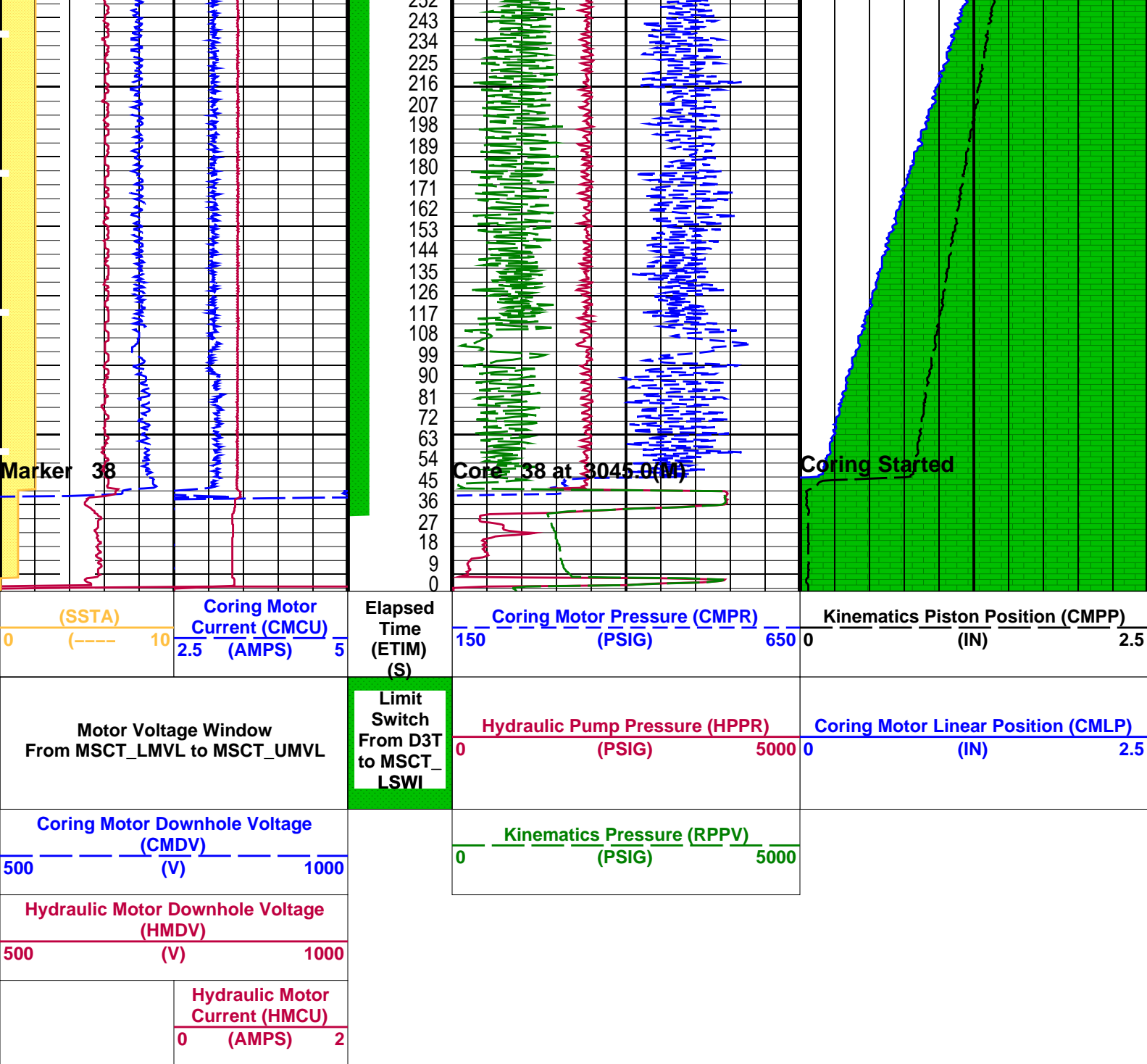
Core at 3045m

Company:						Well:
Output DLIS Files						
DEFAULT	MSCT_243LTP	FN:370	PRODUCER	29-Nov-2004 02:32	3045.0 M	1.4 M
MSCT_B_UP	MSCT_243LTP	FN:371	PRODUCER	29-Nov-2004 02:32	3045.0 M	1.4 M

Elapsed Time (s)	Event Summary
442.4	Coring Stopped
51.2	Coring Started
48.8	Marker 38
48.8	Core 38 at 3045.0(M)

PIP SUMMARY





PIP SUMMARY

Time Mark Every 60 S

Parameters		
DLIS Name	Description	Value
MSCT-AA	MSCT-AA: Mechanical Sidewall Coring Tool	
SOFF	Standoff	0 IN

Format: MSCT_PROPRIETARY_ALL_Station Vertical Scale: 1" per 60S Graphics File Created: 29-Nov-2004 02:32

OP System Version: 12C0-301			
MCM			
MSCT-AA	12C0-301	SGT-E	12C0-301

Output DLIS Files			
DEFAULT	MSCT_243LTP	FN:370	PRODUCER 29-Nov-2004 02:32
MSCT_B_UP	MSCT_243LTP	FN:371	PRODUCER 29-Nov-2004 02:32

Company:

Well:

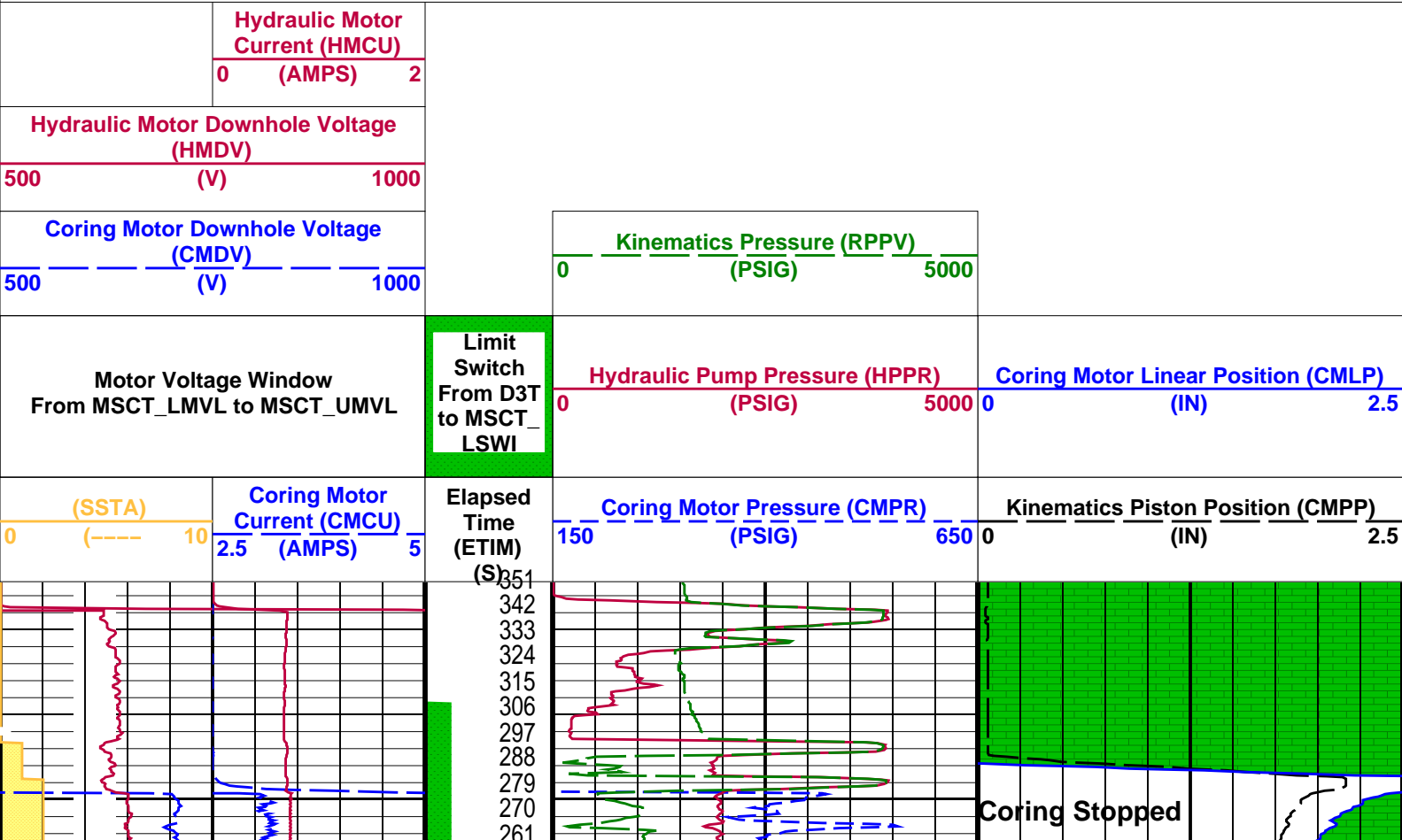
Output DLIS Files

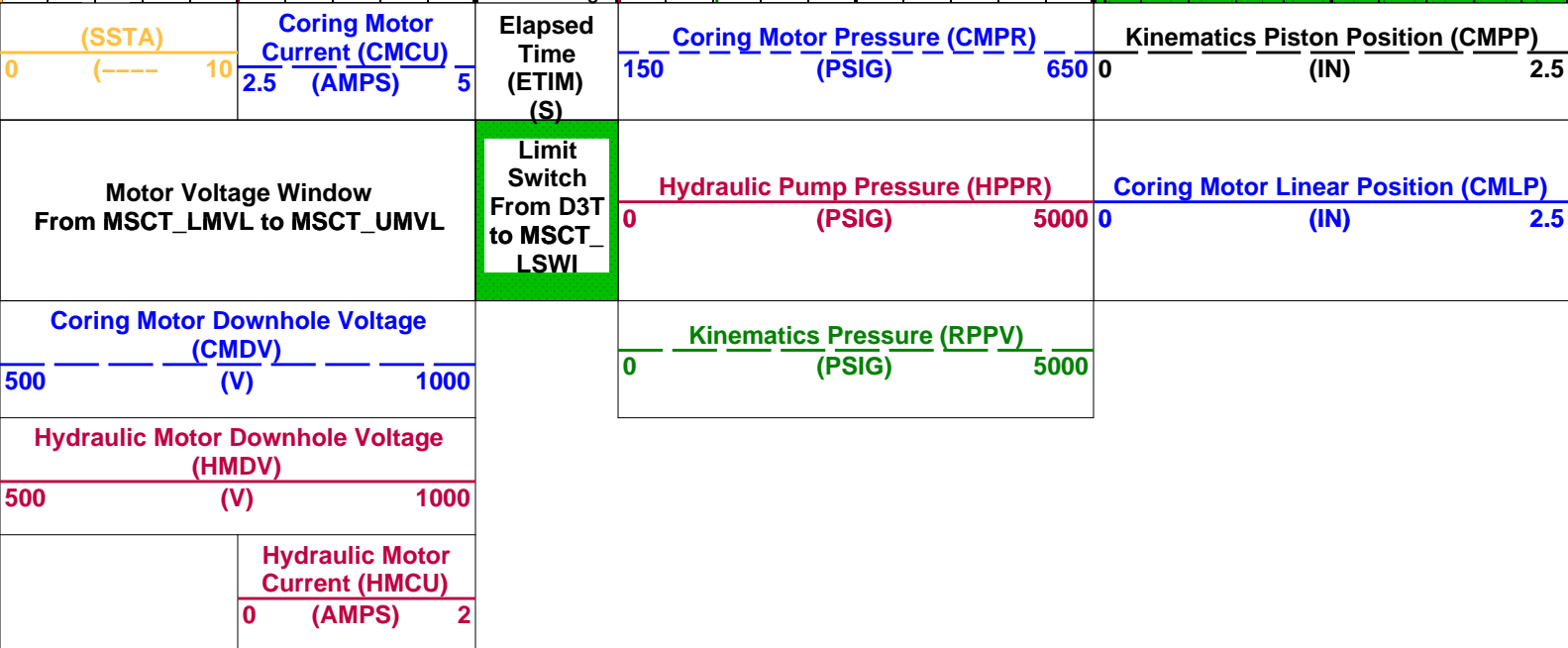
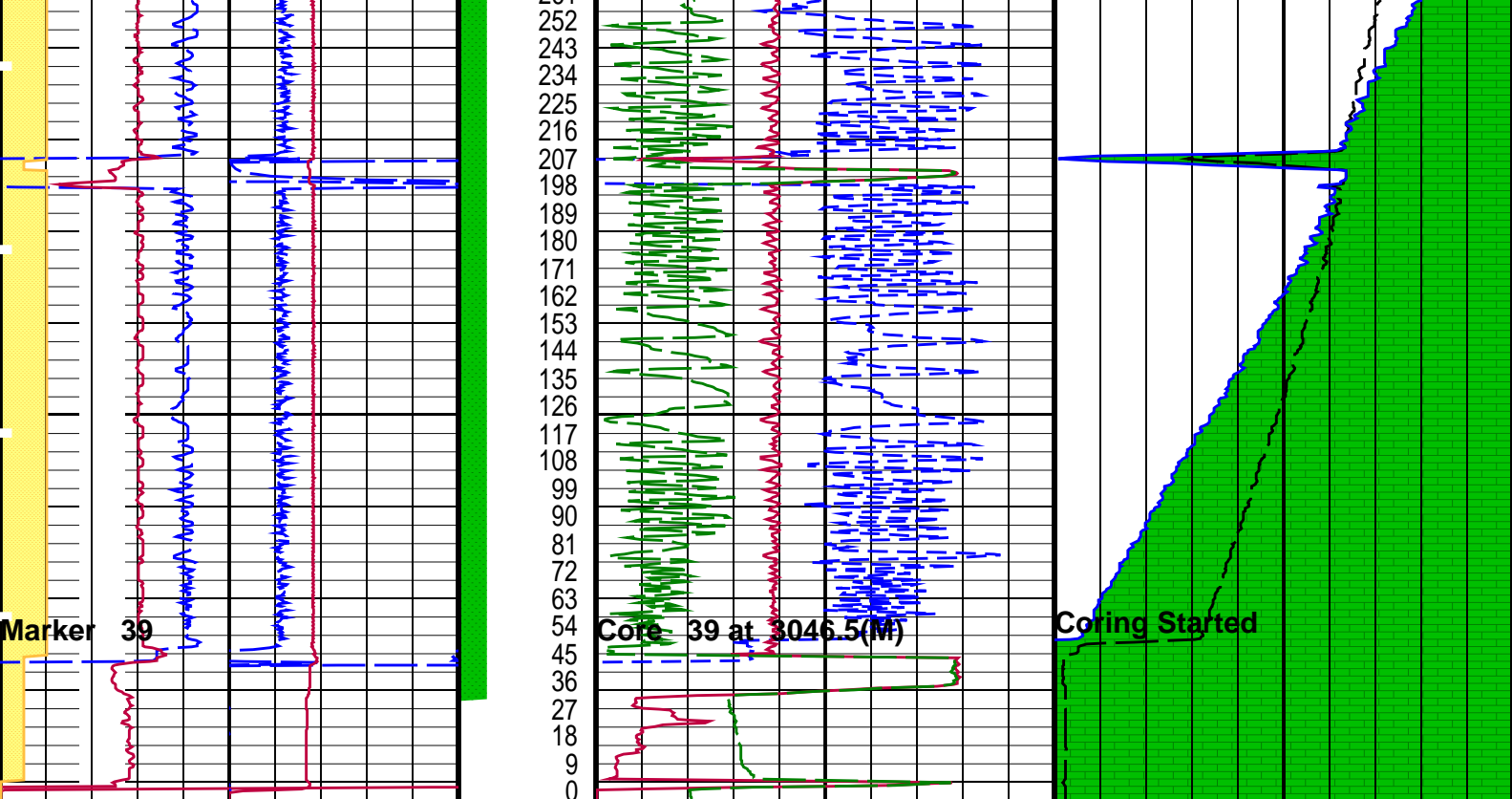
DEFAULT	MSCT_244LTP	FN:372	PRODUCER	29-Nov-2004 02:43	3046.5 M	0.9 M
MSCT_B_UP	MSCT_244LTP	FN:373	PRODUCER	29-Nov-2004 02:43	3046.5 M	0.9 M

Elapsed Time (s)	Event Summary
268.4	Coring Stopped
55.6	Coring Started
52.0	Marker 39
52.0	Core 39 at 3046.5(M)

PIP SUMMARY

Time Mark Every 60 S





PIP SUMMARY

Time Mark Every 60 S

Parameters

DLIS Name	Description	Value
MSCT-AA: Mechanical Sidewall Coring Tool		
SOFF	Standoff	0 IN

Format: MSCT_PROPRIETARY_ALL_Station Vertical Scale: 1" per 60S Graphics File Created: 29-Nov-2004 02:43

OP System Version: 12C0-301
MCM

MSCT-AA 12C0-301 SGT-E 12C0-301

Output DLIS Files

DEFAULT	MSCT_244LTP	FN:372	PRODUCER	29-Nov-2004 02:43
MSCT_B_UP	MSCT_244LTP	FN:373	PRODUCER	29-Nov-2004 02:43



Correlations

MAXIS Field Log

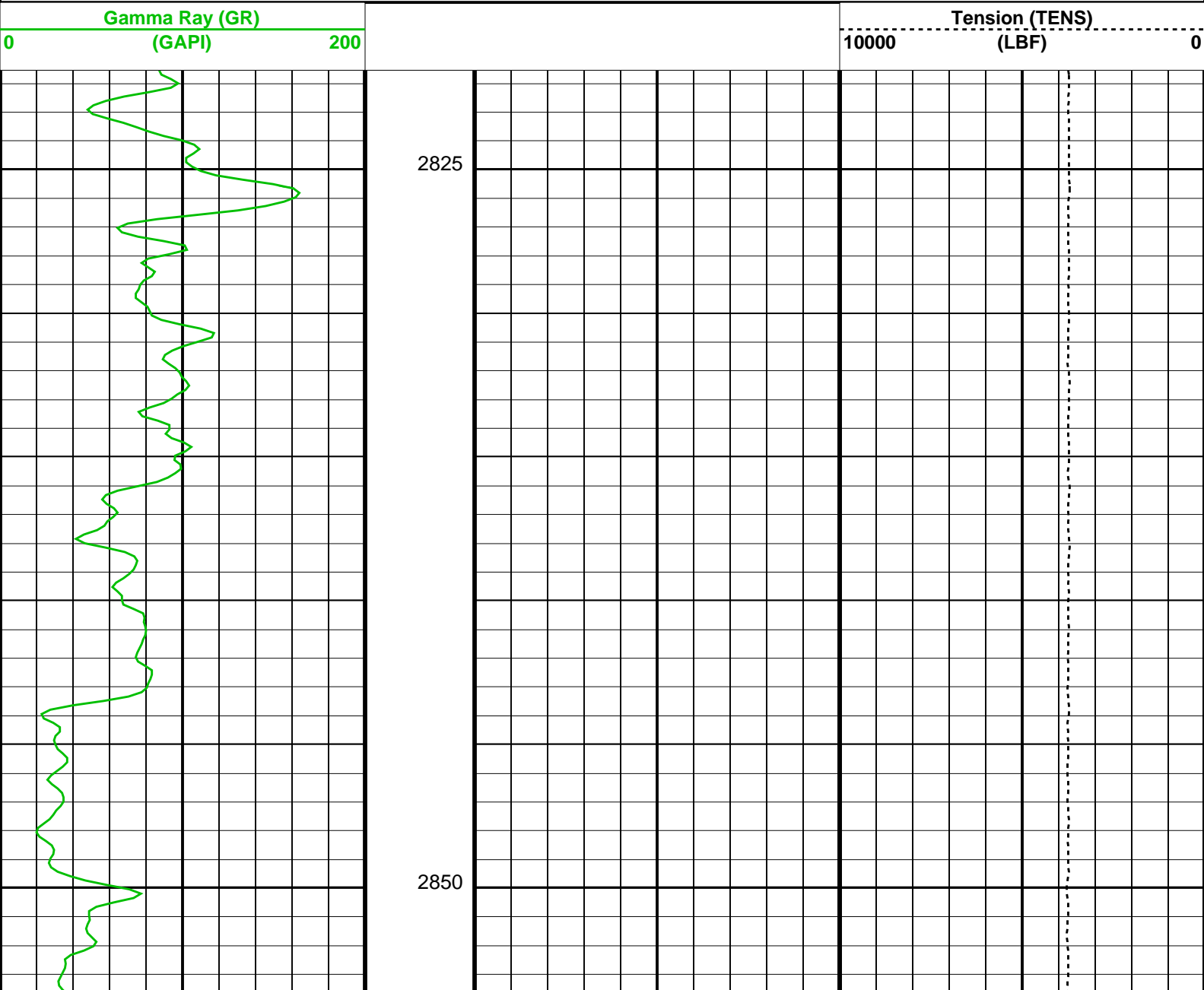
Company: Well:

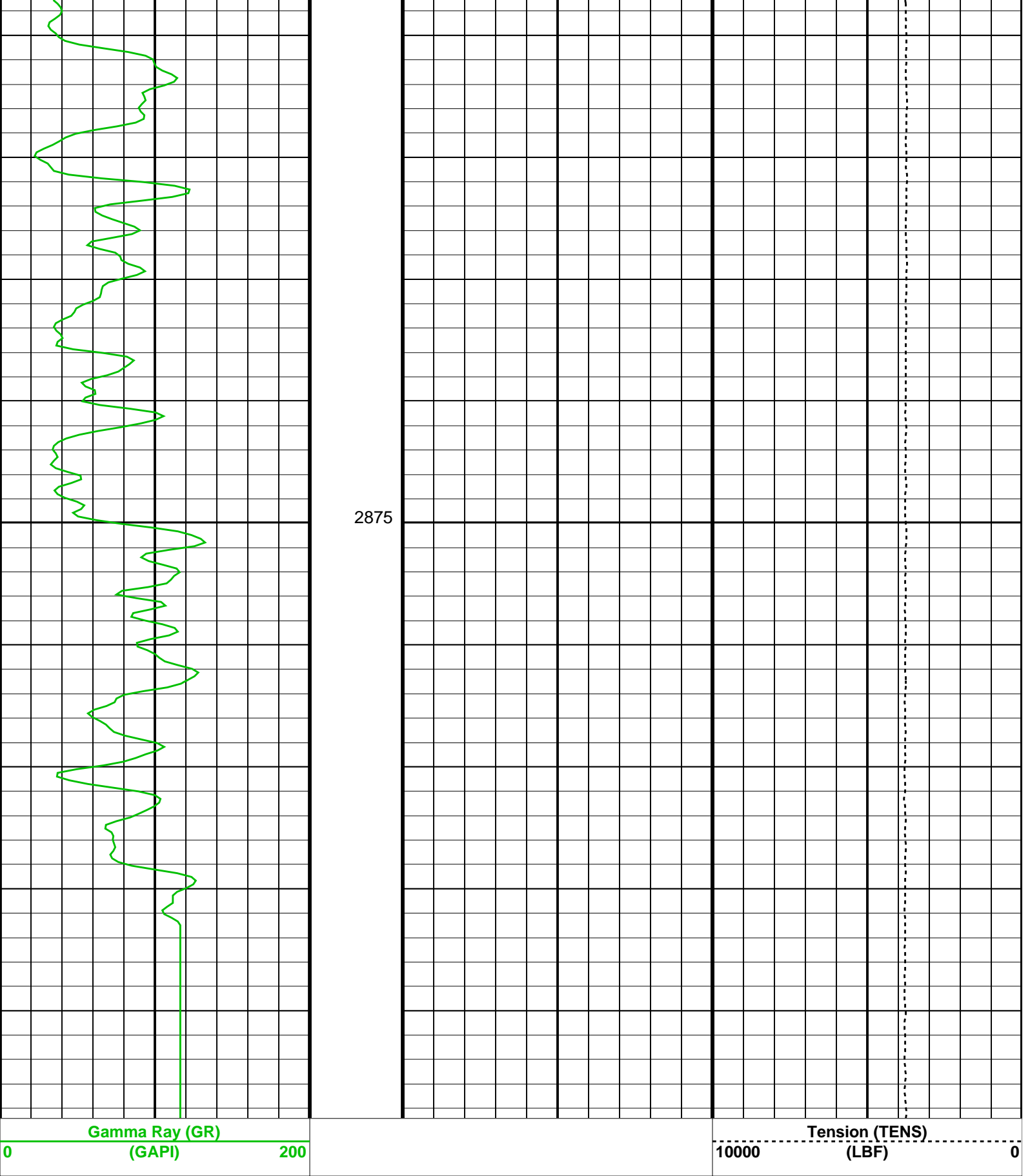
Output DLIS Files

DEFAULT	MSCT_207LUP	FN:299	PRODUCER	28-Nov-2004 19:57	2899.4 M	2821.6 M
MSCT_B_UP	MSCT_207LUP	FN:300	PRODUCER	28-Nov-2004 19:56	2899.4 M	2821.6 M

OP System Version: 12C0-301
MCM

MSCT-AA 12C0-301 SGT-E 12C0-301





Format: CORRELATION Vertical Scale: 1:200 Graphics File Created: 28-Nov-2004 19:57

OP System Version: 12C0-301
MCM

MSCT-AA

12C0-301

SGT-E

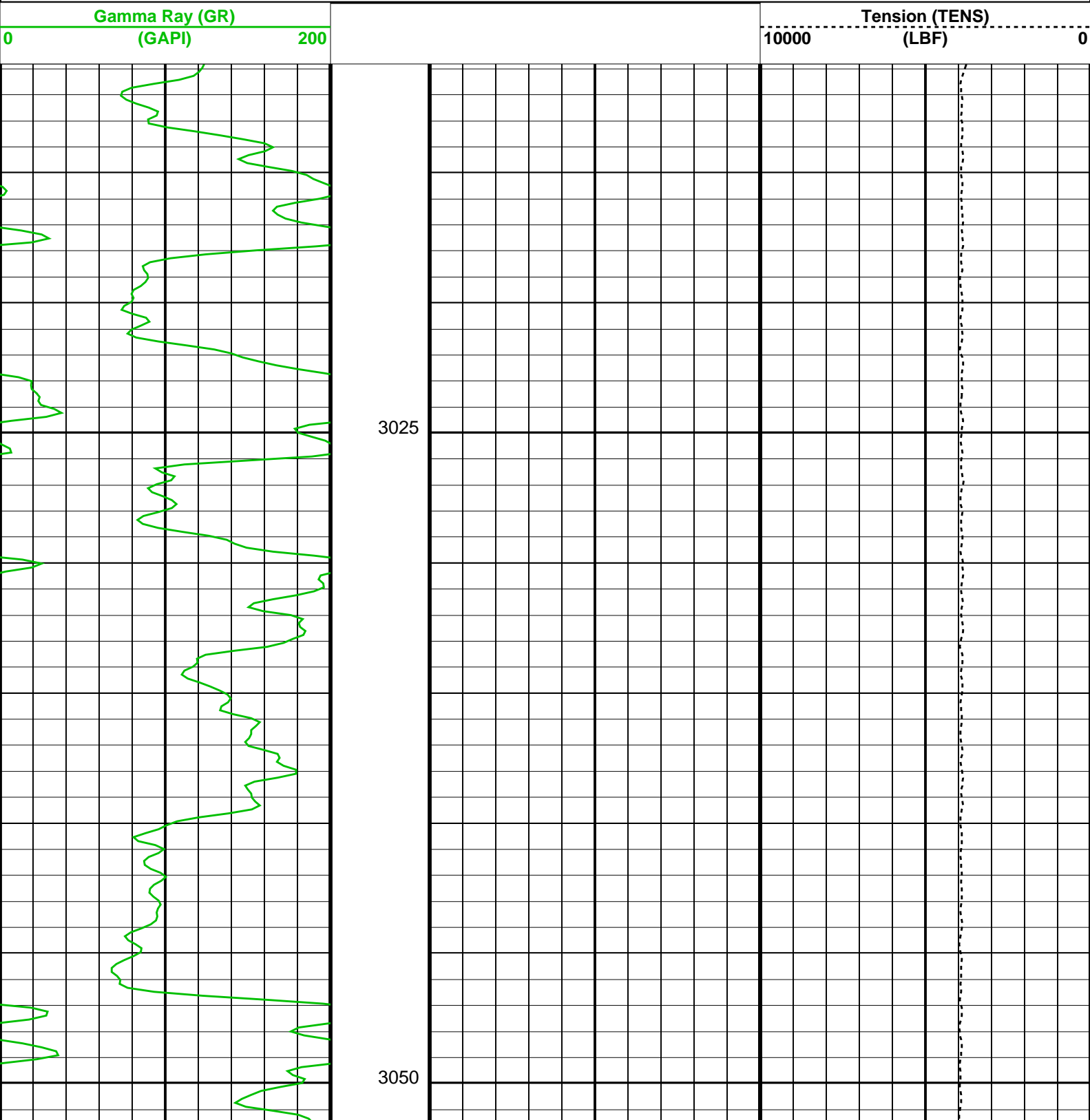
12C0-301

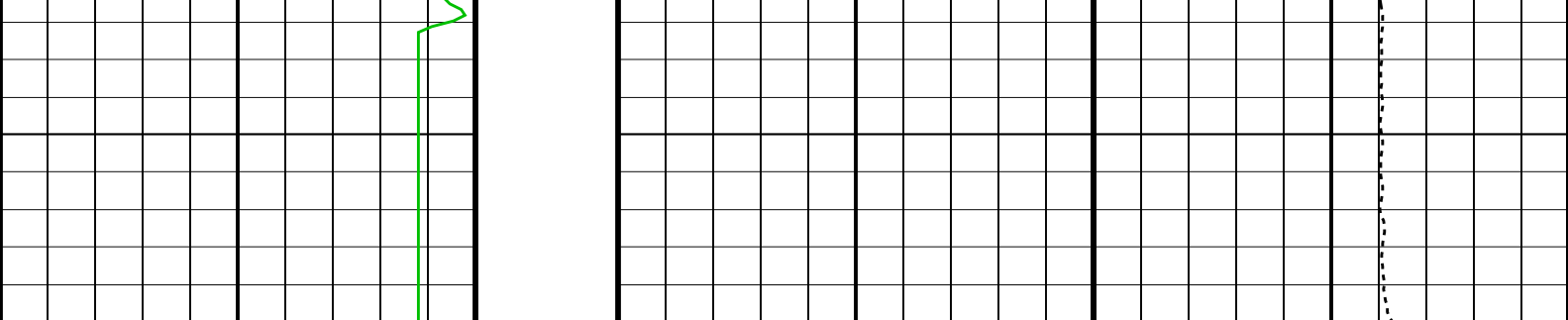
Output DLIS Files

Company:	Well:
----------	-------

Output DLIS Files					
DEFAULT	MSCT_234LUP	FN:353	PRODUCER	29-Nov-2004 01:26	3060.0 M
MSCT_B_UP	MSCT_234LUP	FN:354	PRODUCER	29-Nov-2004 01:26	3060.0 M

OP System Version: 12C0-301					
MCM					
MSCT-AA	12C0-301	SGT-E	12C0-301		





Gamma Ray (GR) (GAPI)										Tension (TENS) (LBF)									
0										10000									
200										0									

Format: CORRELATION Vertical Scale: 1:200 Graphics File Created: 29-Nov-2004 01:26

OP System Version: 12C0-301
MCM
MSCT-AA 12C0-301 SGT-E 12C0-301

Output DLIS Files
DEFAULT MSCT_234LUP FN:353 PRODUCER 29-Nov-2004 01:26
MSCT_B_UP MSCT_234LUP FN:354 PRODUCER 29-Nov-2004 01:26



Calibration Summary

MAXIS Field Log

Company: Well:

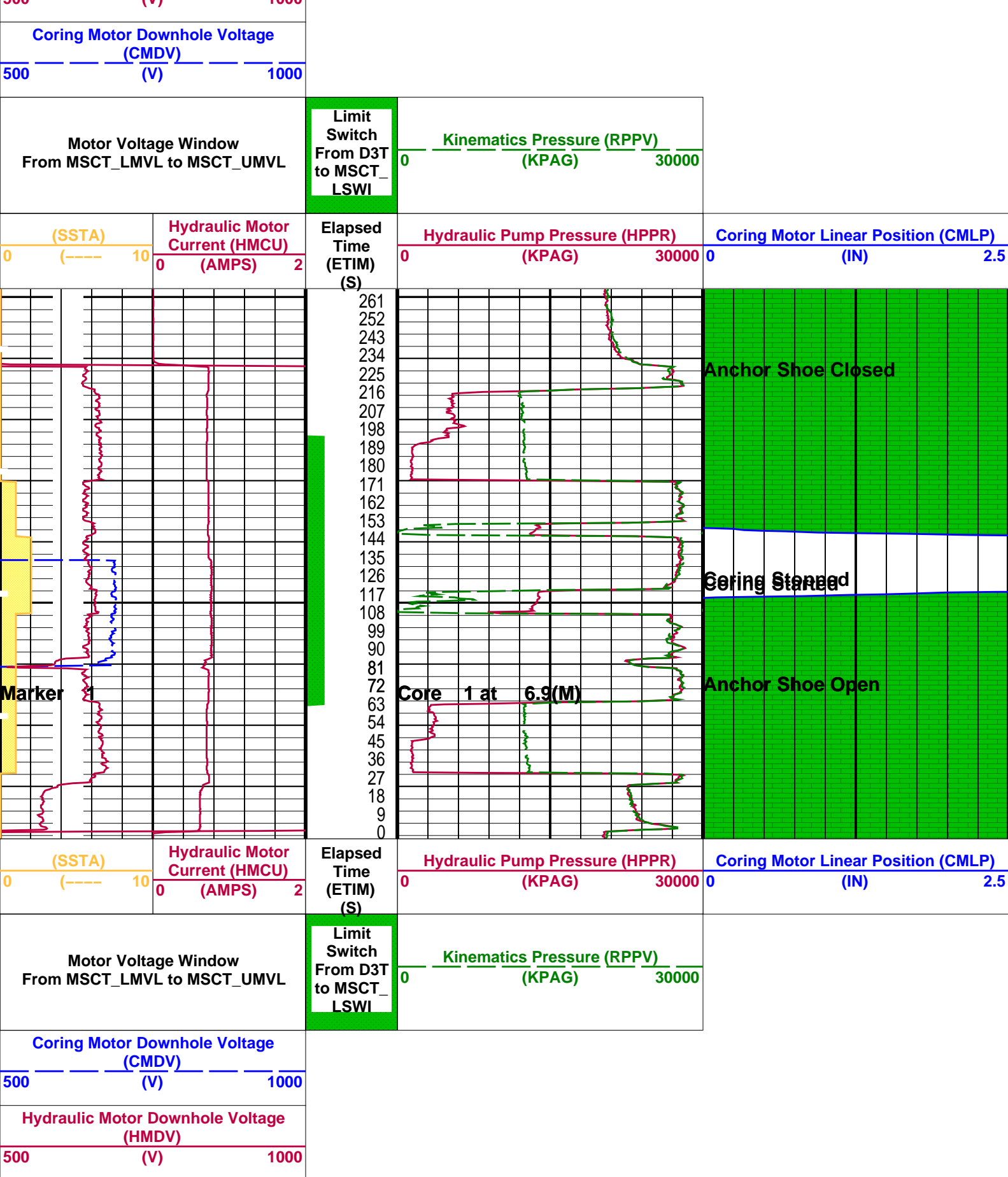
Output DLIS Files
DEFAULT MSCT_201LTP FN:287 PRODUCER 28-Nov-2004 17:40 6.9 M 0.7 M
MSCT_B_UP MSCT_201LTP FN:288 PRODUCER 28-Nov-2004 17:40 6.9 M 0.7 M

Elapsed Time (s)	Event Summary
226.4	Anchor Shoe Closed
123.6	Coring Stopped
121.2	Coring Started
72.4	Anchor Shoe Open
68.0	Marker 1
68.0	Core 1 at 6.9(M)

PIP SUMMARY

Time Mark Every 60 S

Hydraulic Motor Downhole Voltage
(HMDV)
500 (V) 1000



PIP SUMMARY

Time Mark Every 60 S

Parameters

DLIS Name	Description	Value
-----------	-------------	-------

MSCT-AA: Mechanical Sidewall Coring Tool		
SOFF: Standoff		

0 IN

OP System Version: 12C0-301			
MCM			
MSCT-AA	12C0-301	SGT-E	12C0-301

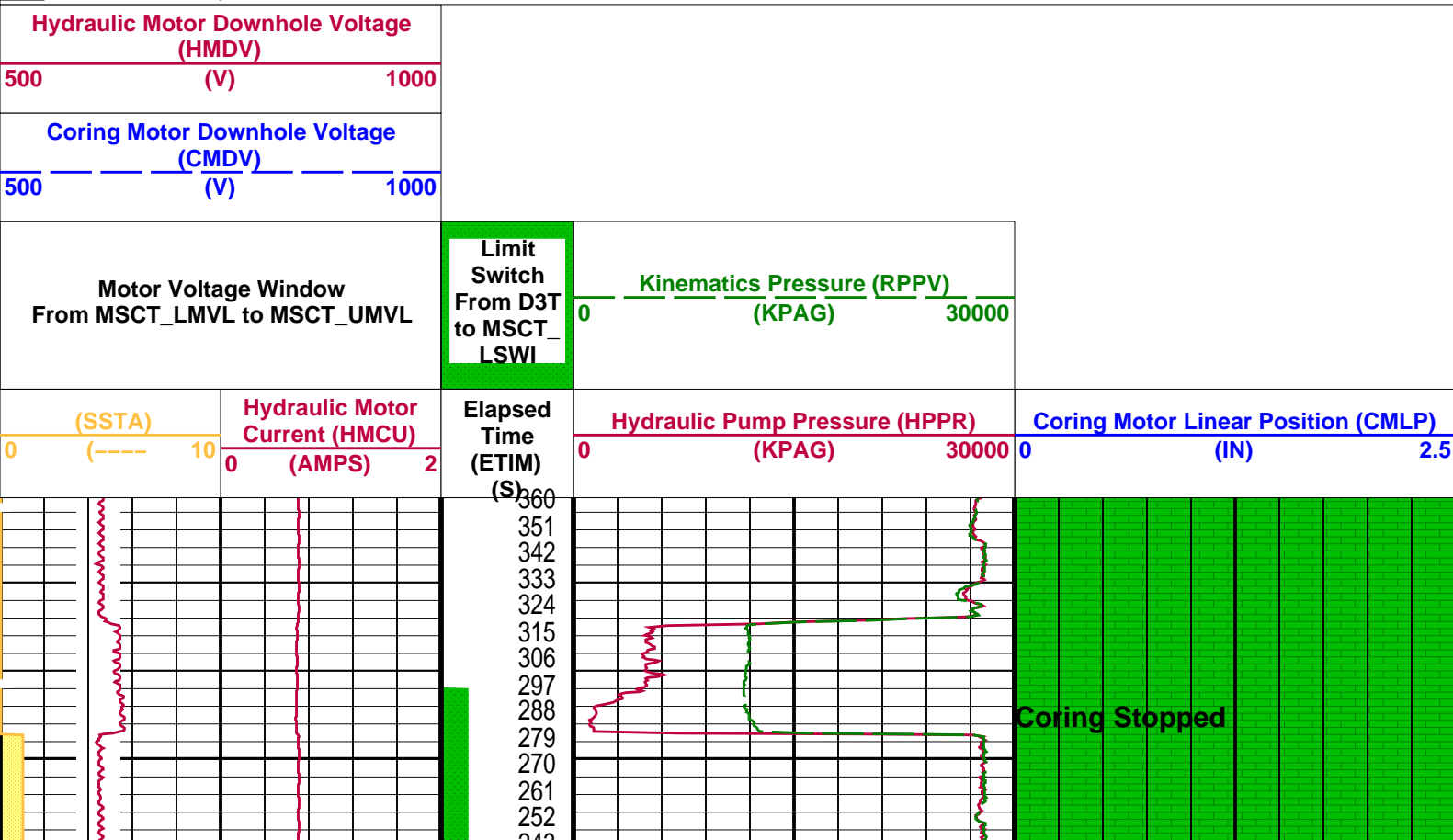
Output DLIS Files					
DEFAULT	MSCT_201LTP	FN:287	PRODUCER	28-Nov-2004 17:40	
MSCT_B_UP	MSCT_201LTP	FN:288	PRODUCER	28-Nov-2004 17:40	

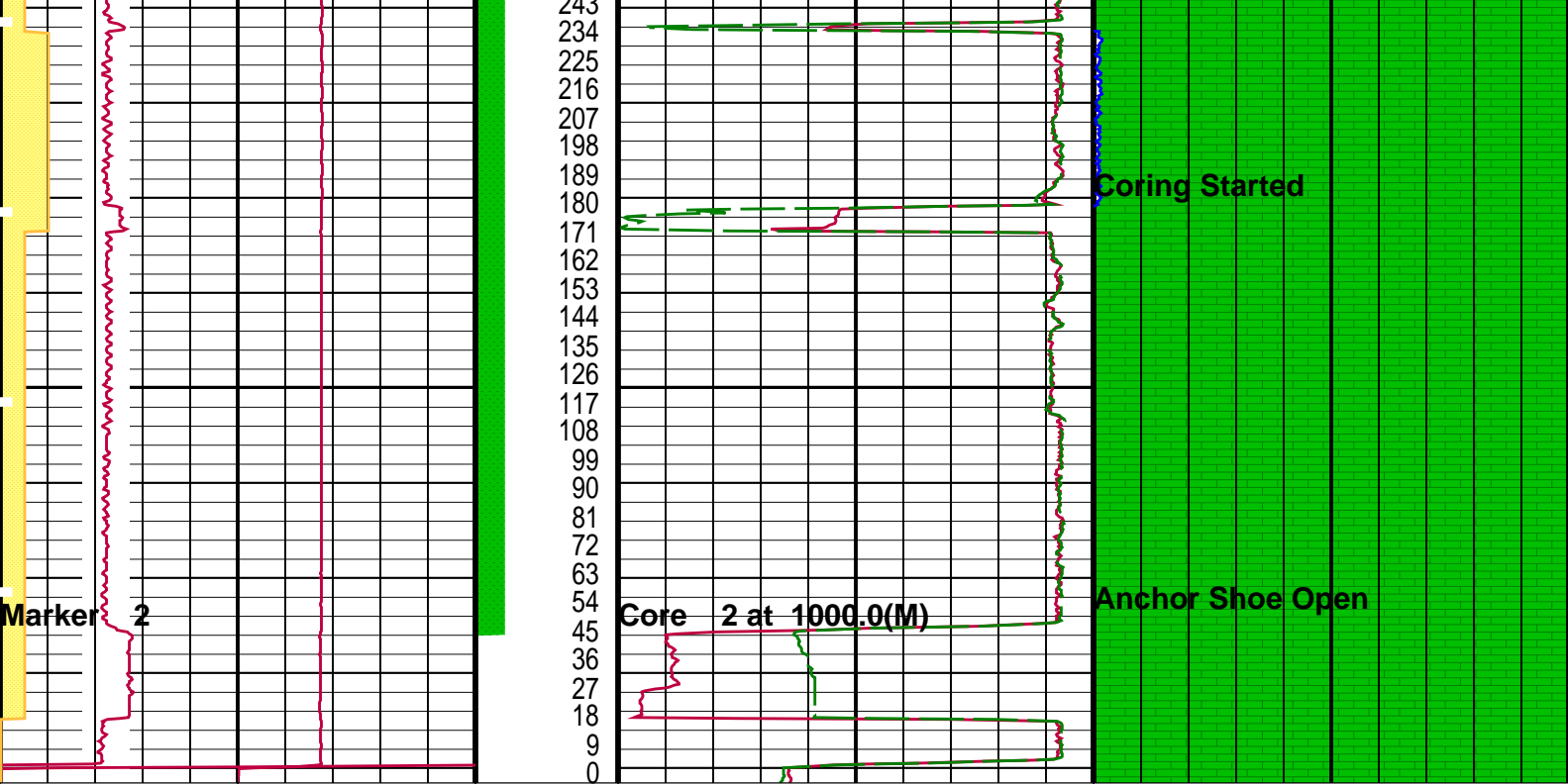
Company:	Well:
----------	-------

Output DLIS Files					
DEFAULT	MSCT_204LTP	FN:293	PRODUCER	28-Nov-2004 18:38	1000.0 M 0.9 M
MSCT_B_UP	MSCT_204LTP	FN:294	PRODUCER	28-Nov-2004 18:38	1000.0 M 0.9 M

Elapsed Time (s)	Event Summary
285.2	Coring Stopped
184.8	Coring Started
54.8	Anchor Shoe Open
49.2	Marker 2
49.2	Core 2 at 1000.0(M)

PIP SUMMARY	
Time Mark Every 60 S	





<div>(SSTA)</div> <div>0-----10</div>	<div>Hydraulic Motor Current (HMCU)</div> <div>0 (AMPS) 2</div>	<div>Elapsed Time (ETIM)</div> <div>(S)</div> <div>Limit Switch From D3T to MSCT_LSWI</div>	<div>Hydraulic Pump Pressure (HPPR)</div> <div>0 (KPAG) 30000</div>	<div>Coring Motor Linear Position (CMLP)</div> <div>0 (IN) 2.5</div>
<div>Motor Voltage Window From MSCT_LMVL to MSCT_UMVL</div>			<div>Kinematics Pressure (RPPV)</div> <div>0 (KPAG) 30000</div>	
<div>Coring Motor Downhole Voltage (CMDV)</div> <div>500 (V) 1000</div>				
<div>Hydraulic Motor Downhole Voltage (HMDV)</div> <div>500 (V) 1000</div>				

PIP SUMMARY

☒ Time Mark Every 60 S

Parameters

DLIS Name	Description	Value
MSCT-AA: Mechanical Sidewall Coring Tool		
SOFF	Standoff	0 IN
Format: MSCT_CUST_ALL_Station		Vertical Scale: 1" per 60S
		Graphics File Created: 28-Nov-2004 18:38

OP System Version: 12C0-301
MCM

MSCT-AA	12C0-301	SGT-E	12C0-301
---------	----------	-------	----------

Output DLIS Files

DEFAULT	MSCT_204LTP	FN:293	PRODUCER	28-Nov-2004 18:38
MSCT_B_UP	MSCT_204LTP	FN:294	PRODUCER	28-Nov-2004 18:38

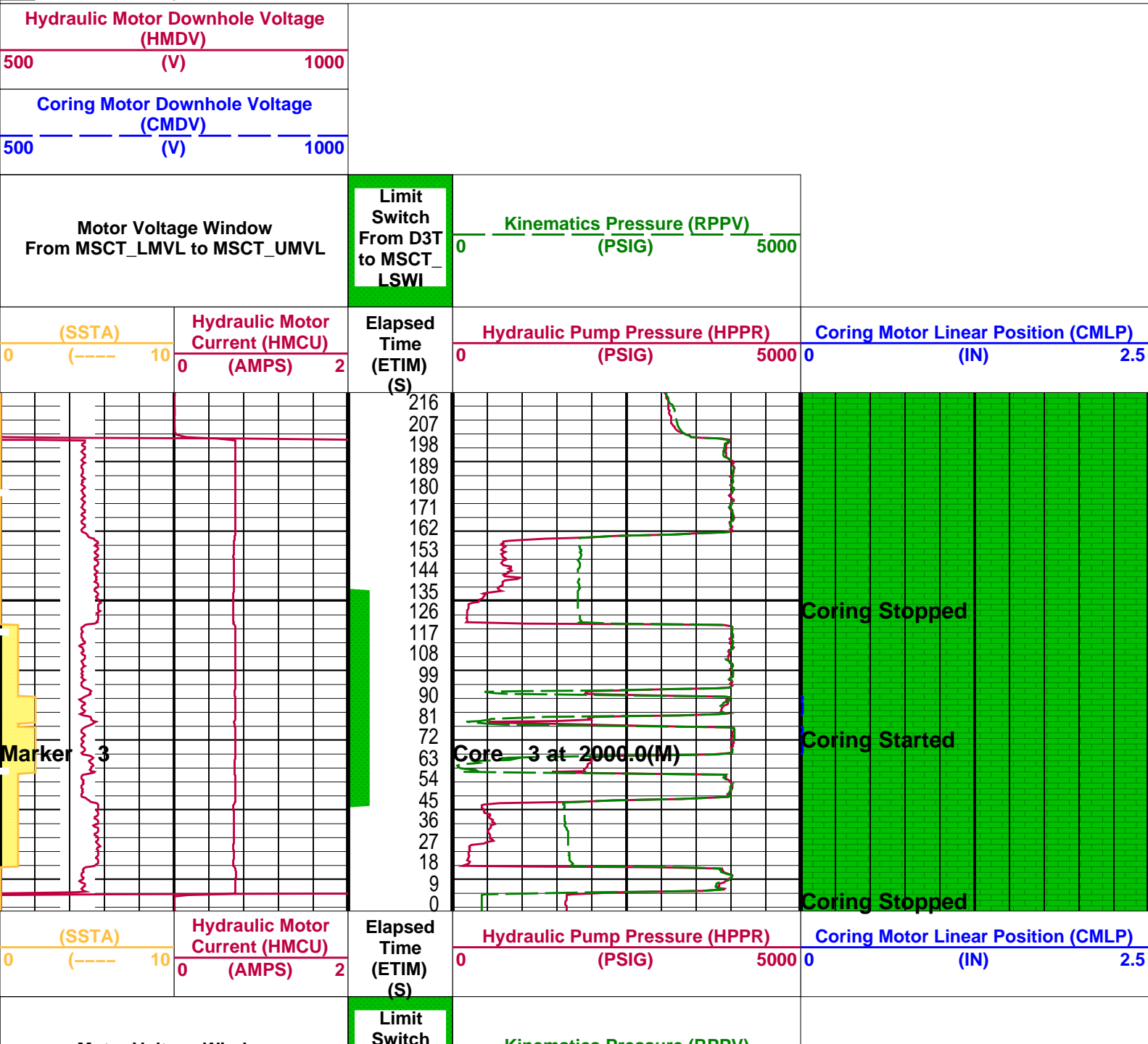
Company: Well:

Output DLIS Files

Elapsed Time (s)	Event Summary
126.0	Coring Stopped
70.0	Coring Started
64.0	Marker 3
64.0	Core 3 at 2000.0(M)
0.0	Coring Stopped

PIP SUMMARY

Time Mark Every 60 S



Motor Voltage Window From MSCT_LMVL to MSCT_UMVL	From D3T to MSCT_ LSWI	0	Kinematics Pressure (RPPV) (PSIG)	5000
Coring Motor Downhole Voltage (CMDV) 500 (V) 1000				
Hydraulic Motor Downhole Voltage (HMDV) 500 (V) 1000				

PIP SUMMARY				
Time Mark Every 60 S				

Parameters				
DLIS Name	Description			Value
MSCT-AA: Mechanical Sidewall Coring Tool SOFF	Standoff			0 IN

Format: MSCT_CUST_ALL_Station	Vertical Scale: 1" per 60S	Graphics File Created: 28-Nov-2004 19:21
-------------------------------	----------------------------	--

OP System Version: 12C0-301				
MCM				
MSCT-AA	12C0-301	SGT-E	12C0-301	

Output DLIS Files				
DEFAULT	MSCT_205LTP	FN:295	PRODUCER	28-Nov-2004 19:21
MSCT_B_UP	MSCT_205LTP	FN:296	PRODUCER	28-Nov-2004 19:20




Calibration and Check Summary							
Measurement	Nominal	Master	Before	After	Change	Limit	Units
Mechanical Sidewall Coring Tool Wellsite Calibration – MSCT Piston Position Calibration							
Before: 28-Nov-2004 17:36							
Zero	0	N/A	0.5053	N/A	N/A	N/A	IN
Plus	2.140	N/A	2.644	N/A	N/A	N/A	IN
Scintillation Gamma-Ray – E Wellsite Calibration – Detector Calibration							
Before: 21-Nov-2004 17:57							
Gamma Ray (Jig – Bkg)	220.0	N/A	220.0	N/A	N/A	20.00	GAPI
Gamma Ray (Calibrated)	165.0	N/A	165.0	N/A	N/A	15.00	GAPI

Mechanical Sidewall Coring Tool / Equipment Identification	
Primary Equipment:	
Mechanical Sidewall Corer Twenty Five Co	MCFU – AA
Mechanical Sidewall Corer Mechanical Uni	MCMU – AA
Mechanical Sidewall Corer Bit	BIT – AA
Mechanical Sidewall Corer Electronics Ca	MCEC – AA
Auxiliary Equipment:	
Electronics Cartridge Housing	ECH – KS

Scintillation Gamma-Ray – E / Equipment Identification	
Primary Equipment:	
Scintillation Gamma Cartridge	SGC – JC
Scintillation Gamma Detector	SGD – TAA
Auxiliary Equipment:	

Auxiliary Equipment:
Electronics Cartridge Housing
Gamma Source Radioactive

ECH – KG
GSR – U/Y

Scintillation Gamma-Ray – E Wellsite Calibration											
Detector Calibration											
Phase	Gamma Ray Background GAPI		Value	Phase	Gamma Ray (Jig – Bkg) GAPI		Value	Phase	Gamma Ray (Calibrated) GAPI		Value
Before			3.301	Before			220.0	Before			165.0
	0 (Minimum)	30.00 (Nominal)	120.0 (Maximum)		200.0 (Minimum)	220.0 (Nominal)	240.0 (Maximum)		150.0 (Minimum)	165.0 (Nominal)	180.0 (Maximum)
Before: 21–Nov–2004 17:57											

Company: **Origin Energy Resources Ltd.**

Schlumberger

Well: **Trefoil–1**
Field: **Trefoil**
Rig: **ENSCO 102**
Country: **Australia**

MSCT–GR
Multiple Sidewall Coring Tool
Coring Survey