Company:
Well:
Field:
Rig:

Rig:	ENSCO 102
Field:	Trefoil
Location:	GDA94 Zone 55
Well:	Trefoil−1
Company:	Origin Energy Resources Ltd.

Logging Date			
Run Number			
Depth Driller			
Schlumberger Depth			
Bottom Log Interval			
Top Log Interval			
Casing Driller Size			
Casing Schlumberger			
Bit Size			
Type Fluid In Hole			
MUD	Density		
	Fluid Loss		
Source Of Sample			
RM @ Measured T			
RMF @ Measured			
RMC @ Measured			
Source RMF			
RM @ MRT			
Maximum Recorde			
Circulation Stoppe			
Logger On Bottom			
Unit Number			
Recorded By			
Witnessed By			

Schlumberger

Origin Energy Resources Ltd.

Trefoil−1
Trefoil
ENSCO 102 Country: **Australia**

MDT−GR
Modular Dynamics Tester
Pretests Print

LOCATION

GDA94 Zone 55		Elev.: K.B.	39.9 m
Northings 5,586,346 m		G.L.	−68.9 m
Eastings 361,028 m		D.F.	39.9 m
Permanent Datum:	Mean Sea Level	Elev.:	0 m
Log Measured From:	Drill Floor (RT)	39.9 m	above Perm. Datum
Drilling Measured From:	Drill Floor (RT)		

State:	Max. Well Deviation	Longitude	Latitude
Tasmania	0.67 deg	145 22' 30.87"E	39 51' 41.58"S

		Run 1	Run 2	Run 3	Run 4
	25−Nov−2004				
	Suite−1, Run 3				
	3545.1 m				
th	3390 m				
l	3390 m				
	2626 m				
@ Depth	9.625 in @ 2421 m		@		@
ger	2420.1 m				
	8.500 in				
	Seawater/Drispac/Soltex				
Viscosity	9.4 lbm/gal 49 s				
PH	3.8 cm3 9.3				
e	Flowline				
emperature	0.206 ohm.m @ 25 degC		@		@
Temperature	0.174 ohm.m @ 25 degC		@		@
Temperature	0.280 ohm.m @ 25 degC		@		@
RMC	Pressed Pressed				
RMF @ MRT	0.069 @ 117 0.058 @ 117	@	@	@	@
d Temperatures	125 degC				
d Time	24−Nov−2004 0:45				
Time	26−Nov−2004 11:04				
Location	571 AUSL				
	J. Robertson/C. Bassignana/M.Webb				
	Dave Cohen/Mark Tindale				

		Run 1	Run 2	Run 3	Run 4
Logging Date					
Run Number					
Depth Driller					
Schlumberger Depth					
Bottom Log Interval					
Top Log Interval					
Casing Driller Size @ Depth			@		@
Casing Schlumberger					
Bit Size					
Type Fluid In Hole					
MUD Density	Viscosity				
Fluid Loss	PH				
Source Of Sample					
RM @ Measured Temperature			@		@
RMF @ Measured Temperature			@		@
RMC @ Measured Temperature			@		@
Source RMF	RMC				
RM @ MRT	RMF @ MRT	@	@	@	@
Maximum Recorded Temperatures					
Circulation Stopped	Time				
Logger On Bottom	Time				
Unit Number	Location				
Recorded By					
Witnessed By					

DEPTH SUMMARY LISTING

Date Created: 7−DEC−2004 9:29:10

Depth System Equipment

Depth Measuring Device		Tension Device		Logging Cable	
Type:	IDW−B	Type:	CMTD−B/A	Type:	7−46ZV−XS
Serial Number:	1914	Serial Number:	2336	Serial Number:	74172
Calibration Date:	24−Mar−2004	Calibration Date:	28−Apr−2004	Length:	7324.04 M
Calibrator Serial Number:	9	Calibrator Serial Number:	1051		
Calibration Cable Type:	7−46V−XS	Calibration Gain:	0.87	Conveyance Method:	Wireline
Wheel Correction 1:	−5	Calibration Offset:	115.00	Rig Type:	Offshore_Fixed
Wheel Correction 2:	−5				

Depth Control Parameters

Log Sequence:	Subsequent Log In the Well
Reference Log Name:	SP−HRLA−PEX−CMR−GR Nuclear Resistivity Pri
Reference Log Run Number:	Suite−1, Run1
Reference Log Date:	24−Nov−2004

Depth Control Remarks

1. Subsequent Run in Hole. Log correlated to Schlumberger SP−HRLA−PEX−CMR−GR log, dated 24−Nov−0
2. Primary depth reference IDW−E.
3. Several correlation passes completed during the run. Depth adjustments made in real time between stations.
4. See correlation passes presented in print for on depth Gamma Ray correlations.
5.
6.

DISCLAIMER

THE USE OF AND RELIANCE UPON THIS RECORDED−DATA BY THE HEREIN NAMED COMPANY (AND ANY OF ITS AFFILIATES, PARTNERS, REPRESENTATIVES, AGENTS, CONSULTANTS AND EMPLOYEES) IS SUBJECT TO THE TERMS AND CONDITIONS AGREED UPON BETWEEN SCHLUMBERGER AND THE COMPANY, INCLUDING: (a) RESTRICTIONS ON USE OF THE RECORDED−DATA; (b) DISCLAIMERS AND WAIVERS OF WARRANTIES AND REPRESENTATIONS REGARDING COMPANY'S USE OF AND RELIANCE UPON THE RECORDED−DATA; AND (c) CUSTOMER'S FULL AND SOLE RESPONSIBILITY FOR ANY INFERENCE DRAWN OR DECISION MADE IN CONNECTION WITH THE USE OF THIS RECORDED−DATA.

OTHER SERVICES1

OS1: SP−HRLA−PEX−CMR−G
OS2: VSI−GR
OS3: MSCT−GR
OS4: FMI−DSI−HNGS
OS5:

REMARKS: RUN NUMBER 1

Subsequent Run in Hole. Full Schlumberger depth procedures applied − see Depth Summary Listing above.
Toolstring run as per tool sketch, with MRHY and MRMS 2 eccentred with 1.0" standoffs.
Objective of survey was to conduct hydrostatic and formation pressure measurements to calculate fluid mobility.
See additional print for sampling, fluid analysis (LFA) data and additional pretests completed.
TD was not reached due to hang up at 3418.3m.
One attempt was made to move tool below hang up point but this was unsuccessful.
Low oil level noticed on MRHY at 0:45 26−Nov−04. Tool POOH and examined.
O−Ring on MRPS found to be damaged; this was replaced before a subsequent RIH.
Fifty−six pressure pretests completed: 33 volumetric−limited drawdown, 4 dry and one lost seal.
In the Pretest summary, pretests should be referenced by depth and file number because software glitches prevented correct numbering of pretests.
Conventional pretest summary not provided due to POOH from damaged O−Ring on pressure probe.
Maximum hole deviation from Sperry Sun Survey.
Maximum recored temperature was 125degC from MDT resistivity cell thermometer.

Mud data taken from Baroid Mud Report, 23−NOV−2004, from flowline sample taken at 20:00.

Additional mud data: PV/YP = 49degC/51lbs/100ft2, Gels = 3/4/7 lbs/100ft2, LGS/HGS = 5.0/0.9%.

RUN 1

SERVICE ORDER #:
PROGRAM VERSION: 12C0−301
FLUID LEVEL: 0 m

EQUIPMENT DESCRIPTION

RUN 1

SURFACE EQUIPMENT

MRPP−AA 98
GSR−U 2003
WITM (CTS)−A 964

DOWNHOLE EQUIPMENT

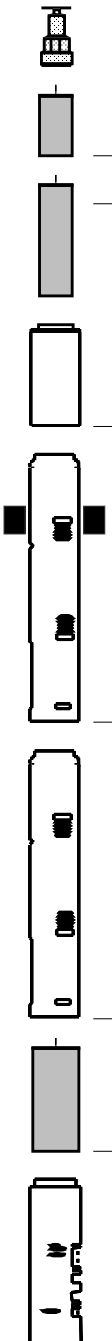

LEH−QT — 22.83
LEH−QT 1519

TCC−BF — 21.95
ECH−KC 360
TCC−BF 181

SGT−L — 21.03
SGH−K 508
SGC−SA 367
SGD−TAA 2354

MRPC−CA — 19.35
MRPC−CA 229

MRMS_2− — 17.84
BOTT_6−AA 273
BOTT_5−AA 113
BOTT_4−AA 192
BOTT_3−AA 272
BOTT_2−AA 248
BOTT_1−AA 247
MRMS_2−CA 216

MRMS_1 — 13.82
BOTT_6−AA 246
BOTT_5−AA 122
BOTT_4−AA 187
BOTT_3−AA 245
BOTT_2−AA 244
BOTT_1−AA 243
MRMS_1−BA 11

LFA — 9.80
MRFA−EA 8090

MRPO_UD — 8.25
MRPOUD−DU−AA
MRPOUD−CA 309

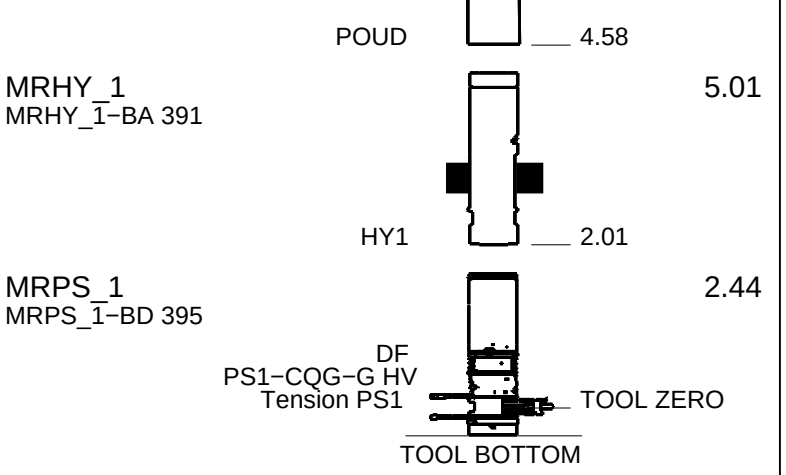

MAXIMUM STRING DIAMETER 4.75 IN
MEASUREMENTS RELATIVE TO TOOL ZERO
ALL LENGTHS IN METERS

Client: Origin Energy Resources Ltd.
Well: Trefoil−1
Field: Trefoil
State: Tasmania
Country: Australia

Drawing Date: 12/2/2004

Rig Name: ENSCO 102
Reference Datum: Mean Sea Level
Elevation: 39.6 m

Production String	(in) OD	(in) ID	(m) MD	Well Schematic	(m) MD	(in) OD	(in) ID	Casing String
					0.0	36.000		Borehole Segment
					0.0	30.000		Casing String, 310 lb/ft
					142.6	30.000		Casing Shoe
					142.6	26.000		Borehole Segment
					0.0	20.000		Casing String, 133 lb/ft
					214.6	20.000		Casing Shoe
					214.6	16.000		Borehole Segment
					0.0	13.375		Casing String, 54.5 lb/ft
					659.6	13.375		Casing Shoe
					659.6	12.250		Borehole Segment
					0.0	9.625		Casing String, 43.5 lb/ft
					2421.0	9.625		Casing Shoe
					2421.0	12.250		Borehole Segment Bottom

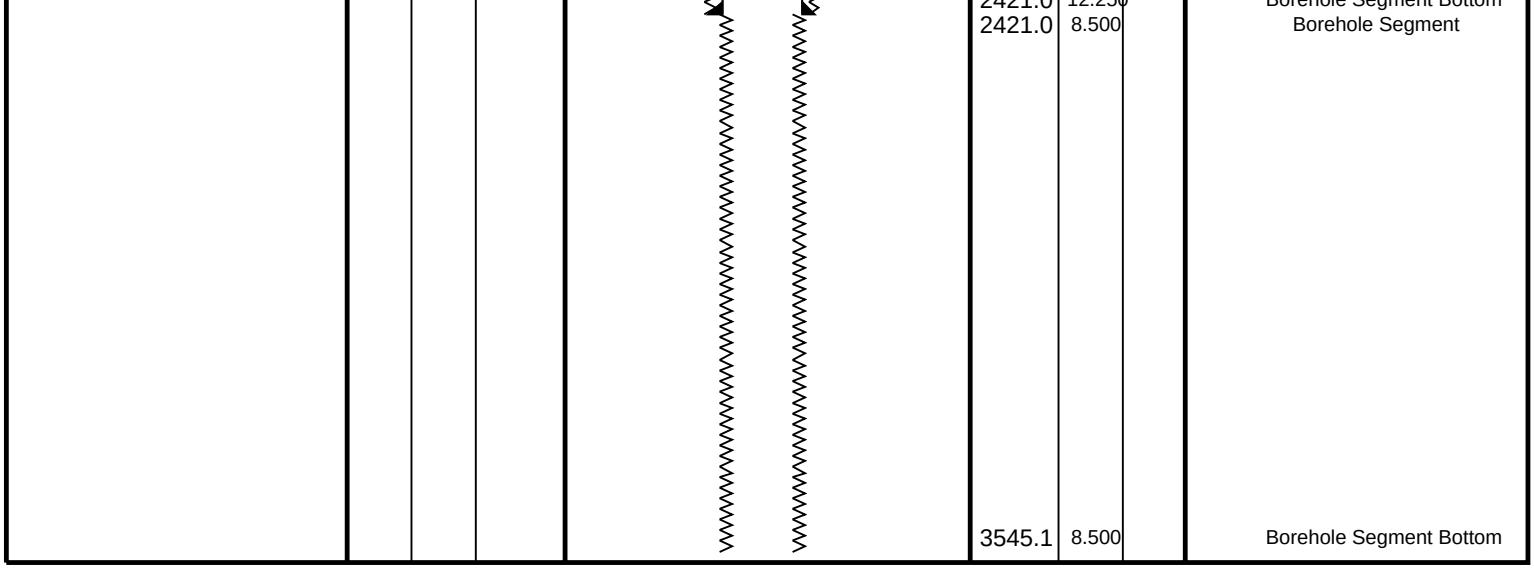

Schlumberger

Pretest Summary

MAXIS Field Log

Client: Origin Energy Resources Ltd.
Field: Trefoil
Well: Trefoil−1
Run date: 24−Nov−2004

Tool: MRPS_1−
Probe Type: Large−diameter probe
Gauge: BQP1
Gauge Resolution: 0.010 psi

Test	File	Depth M	TVD M	Drawdown Mobility MD/CP	Mud Pressure Before PSIA	Mud Pressure After PSIA	Last read build−up Pres PSIA	Formation Pressure PSIA	Test Type
76	94	3235.01	3235.01		5159.56	5159.71	4683.94	4683.94	Dry Test
78	97	3263.99	3263.99	16.63	5206.05	5205.98	4762.23	4762.23	Volumetric Limited draw−down
80	98	3278.18	3278.18	7.38	5228.82	5228.84	4784.74	4784.74	Volumetric Limited draw−down
82	99	3303.55	3303.55	4.55	5269.47	5269.66	4820.94	4820.94	Volumetric Limited draw−down
84	100	3332.97	3332.97	14.25	5316.90	5317.06	4860.90	4860.90	Volumetric Limited draw−down
86	101	3363.98	3363.98	4.02	5367.06	5367.13	4912.43	4912.43	Volumetric Limited draw−down
88	102	3386.52	3386.52	5.09	5404.00	5404.04	4872.34	4872.34	Volumetric Limited draw−down
90	103	3388.50	3388.50	0.72	5407.45	5407.51	4878.78	4878.78	Volumetric Limited draw−down
92	104	3388.67	3388.67	1.53	5407.89	5407.84	4876.94	4876.94	Volumetric Limited draw−down
93	105	3389.50	3389.50	0.31	5409.30	5409.23	5025.67	5025.67	Volumetric Limited draw−down
95	106	3389.95	3389.95	0.36	5410.02	5409.99	4926.81	4926.81	Volumetric Limited draw−down
96	107	3389.25	3389.25		5408.96	5408.93			Lost Seal

Client: Origin Energy Resources Ltd.
Field: Trefoil
Well: Trefoil−1
Run date: 24−Nov−2004

Tool: MRPS_1−
Probe Type: Large−diameter probe
Gauge: BQP1
Gauge Resolution: 0.010 psi

Test	File	Depth M	TVD M	Drawdown Mobility MD/CP	Mud Pressure Before PSIA	Mud Pressure After PSIA	Last read build−up Pres PSIA	Formation Pressure PSIA	Test Type
39	65	3040.50	3040.50	9.80	4850.90	4850.94	4312.48	4312.48	Volumetric Limited draw−down
41	66	3040.74	3040.74	11.39	4851.39	4851.48	4305.26	4305.26	Volumetric Limited draw−down
43	69	3044.98	3044.98	6.34	4857.23	4857.26	4304.68	4304.68	Volumetric Limited draw−down
45	70	3056.99	3056.99	0.59	4876.38	4876.50	4370.27	4370.27	Volumetric Limited draw−down
47	71	3057.18	3057.18	126.04	4876.87	4876.89	4350.70	4350.70	Volumetric Limited draw−down
48	72	3068.51	3068.51		4894.93	4895.28	1122.72	1122.72	Dry Test
50	73	3069.03	3069.03	0.21	4895.80	4895.86	4412.29	4412.29	Volumetric Limited draw−down
52	74	3100.48	3100.48	39.17	4945.76	4945.78	4395.38	4395.38	Volumetric Limited draw−down
53	75	3109.91	3109.91	205.15	4960.78	4960.79	4416.93	4416.93	Volumetric Limited draw−down
54	79	3109.91	3109.91	2.55	4959.47	4959.23	4601.99	4601.99	Volumetric Limited draw−down
55	80	3109.69	3109.69		4959.10	4959.02	2355.60	2355.60	Dry Test
57	81	3110.01	3110.01	22.19	4959.88	4960.00	4416.39	4416.39	Volumetric Limited draw−down
59	82	3121.47	3121.47	15.01	4978.13	4978.31	4448.91	4448.91	Volumetric Limited draw−down
61	83	3126.73	3126.73	6.21	4986.85	4986.99	4471.33	4471.33	Volumetric Limited draw−down
62	84	3142.56	3142.56		5012.21	5012.18		5044.67	Unrecognizable
64	85	3142.72	3142.72	149.63	5012.57	5012.61	4488.63	4488.63	Volumetric Limited draw−down
66	86	3146.99	3146.99	12.36	5019.58	5019.52	4489.95	4489.95	Volumetric Limited draw−down
68	87	3157.17	3157.17	8.41	5035.85	5035.85	4518.41	4518.41	Volumetric Limited draw−down
70	88	3161.99	3161.99	16.47	5043.61	5043.57	4517.46	4517.46	Volumetric Limited draw−down
72	91	3201.52	3201.52		5105.88	5105.90	4583.43	4583.43	Dry Test
74	92	3201.70	3201.70	0.17	5106.32	5106.36	4710.64	4710.64	Volumetric Limited draw−down
75	93	3201.27	3201.27	0.13	5105.80	5105.84	2814.32	2814.32	Volumetric Limited draw−down

Client: Origin Energy Resources Ltd.
Field: Trefoil
Well: Trefoil−1
Run date: 24−Nov−2004

Tool: MRPS_1−
Probe Type: Large−diameter probe
Gauge: BQP1
Gauge Resolution: 0.010 psi

Test	File	Depth M	TVD M	Drawdown Mobility MD/CP	Mud Pressure Before PSIA	Mud Pressure After PSIA	Last read build−up Pres PSIA	Formation Pressure PSIA	Test Type
2	41	2626.02	2626.02	202.20	4194.72	4194.50	3716.48	3716.48	Volumetric Limited draw−down
4	42	2666.48	2666.48	603.94	4258.66	4258.59	3771.92	3771.92	Volumetric Limited draw−down
5	43	2672.09	2672.09	404.71	4267.61	4267.60	3779.71	3779.71	Volumetric Limited draw−down
6	44	2697.83	2697.83	786.19	4308.41	4308.44	3810.60	3810.60	Volumetric Limited draw−down

7	45	2734.00	2734.00	583.48	4365.68	4365.63	3857.05	3857.05	Volumetric Limited draw−down
8	46	2738.23	2738.23	319.48	4372.43	4372.44	3863.06	3863.06	Volumetric Limited draw−down
9	47	2844.53	2844.53	321.92	4540.25	4540.22	4018.94	4018.94	Volumetric Limited draw−down
10	48	2859.99	2859.99	6.70	4564.78	4564.77	4043.26	4043.26	Volumetric Limited draw−down
12	51	2872.50	2872.50	0.34	4584.28	4584.39	4099.27	4099.27	Volumetric Limited draw−down
13	52	2916.74	2916.74	2.20	4654.51	4654.57	4213.93	4213.93	Volumetric Limited draw−down
15	53	2916.47	2916.47	5.46	4654.28	4654.28	4110.89	4110.89	Volumetric Limited draw−down
17	54	2933.00	2933.00	11.13	4680.50	4680.52	4141.81	4141.81	Volumetric Limited draw−down
19	55	2958.97	2958.97	252.86	4721.59	4721.67	4162.10	4162.10	Volumetric Limited draw−down
21	56	2967.99	2967.99	21.23	4735.93	4736.07	4202.77	4202.77	Volumetric Limited draw−down
23	57	2970.99	2970.99	47.60	4740.85	4740.85	4201.48	4201.48	Volumetric Limited draw−down
25	58	2981.97	2981.97	118.04	4758.19	4758.20	4212.70	4212.70	Volumetric Limited draw−down
27	59	2991.49	2991.49	18.15	4773.29	4773.31	4219.78	4219.78	Volumetric Limited draw−down
29	60	3001.98	3001.98	153.53	4789.86	4789.84	4222.66	4222.66	Volumetric Limited draw−down
31	61	3006.49	3006.49	79.33	4796.99	4797.01	4227.66	4227.66	Volumetric Limited draw−down
33	62	3020.01	3020.01	54.68	4818.35	4818.47	4254.39	4254.39	Volumetric Limited draw−down
35	63	3026.95	3026.95	11.83	4829.40	4829.48	4287.86	4287.86	Volumetric Limited draw−down
37	64	3027.53	3027.53	19.19	4830.43	4830.41	4284.88	4284.88	Volumetric Limited draw−down

Schlumberger

Pretest @ 2626.0 mMD

MAXIS Field Log

File 41 Depth, M: 2626.02 Volumetric Limited draw−down − Large−Diameter probe

Mud Pressure before test, PSIA:	4194.72
Mud Pressure after test, PSIA:	4194.5
Last build−up pressure, PSIA:	3716.48
Draw−down mobility, md/cp:	202.2

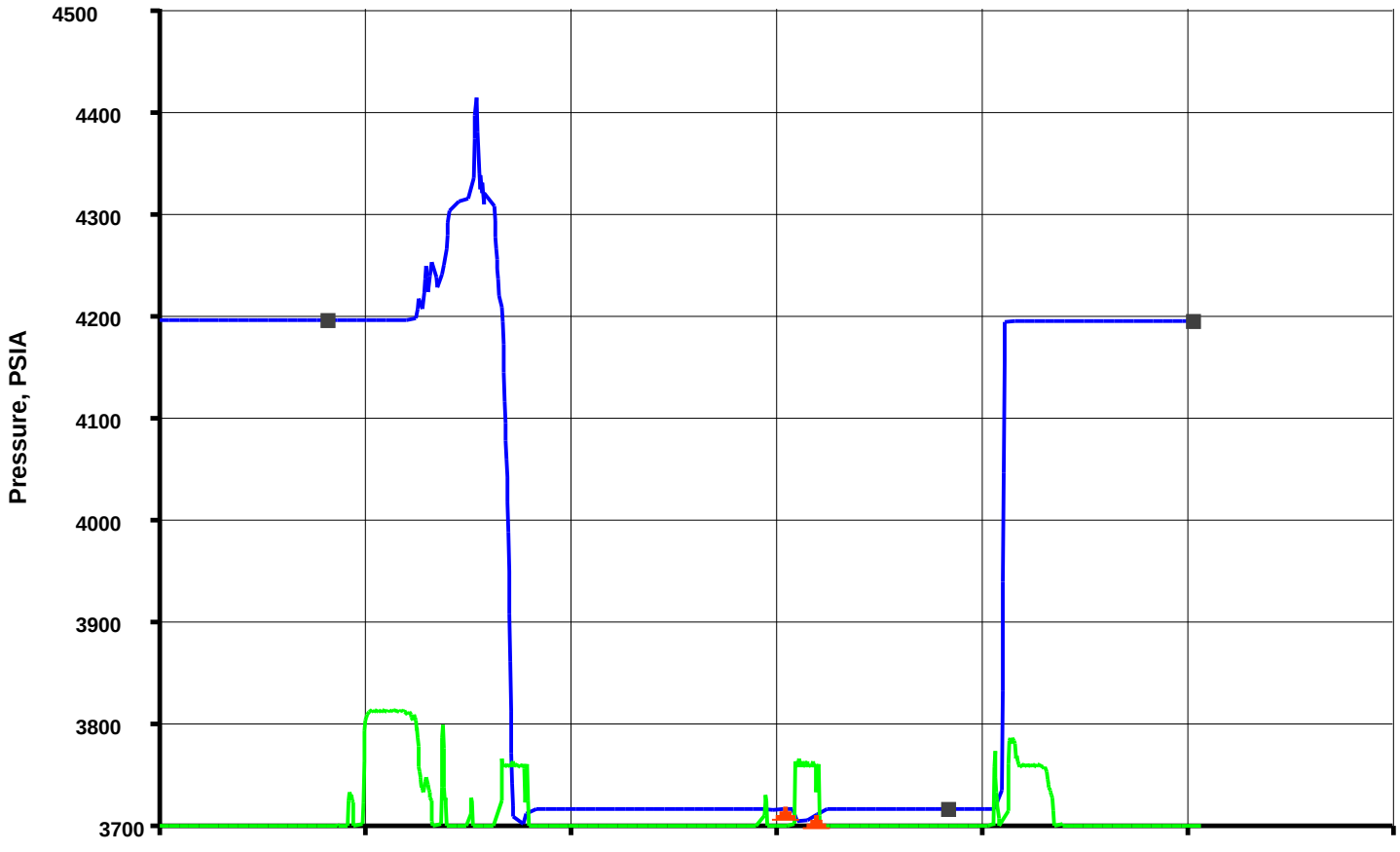

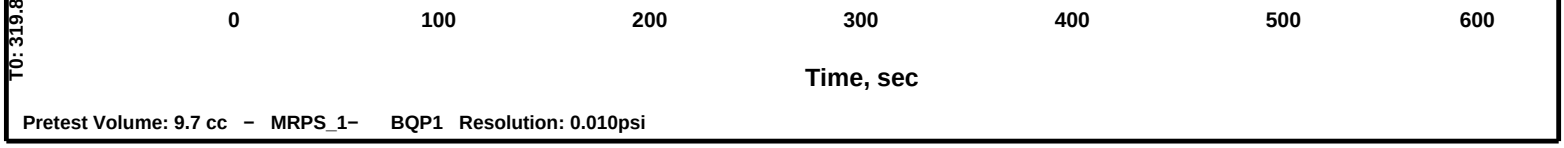

Pretest Volume: 9.7 cc – MRPS_1– BQP1 Resolution: 0.010psi

Output DLIS Files

DEFAULT MDT_OFA_041LTP FN:55 PRODUCER 25–Nov–2004 16:53 2626.0 M 1.3 M

Elapsed Time (s)	Event Summary
408.6	Retract Single Probe Module (MRPS) 1
304.5	Vert Pretest 9.7 cc @ 60 C3/M Single Probe Module (MRPS) 1
162.0	Vert Pretest 10.1 cc @ 60 C3/M Single Probe Module (MRPS) 1
95.1	Probe Set @ 2626.0 M Single Probe Module (MRPS) 1

PIP SUMMARY

Time Mark Every 60 S

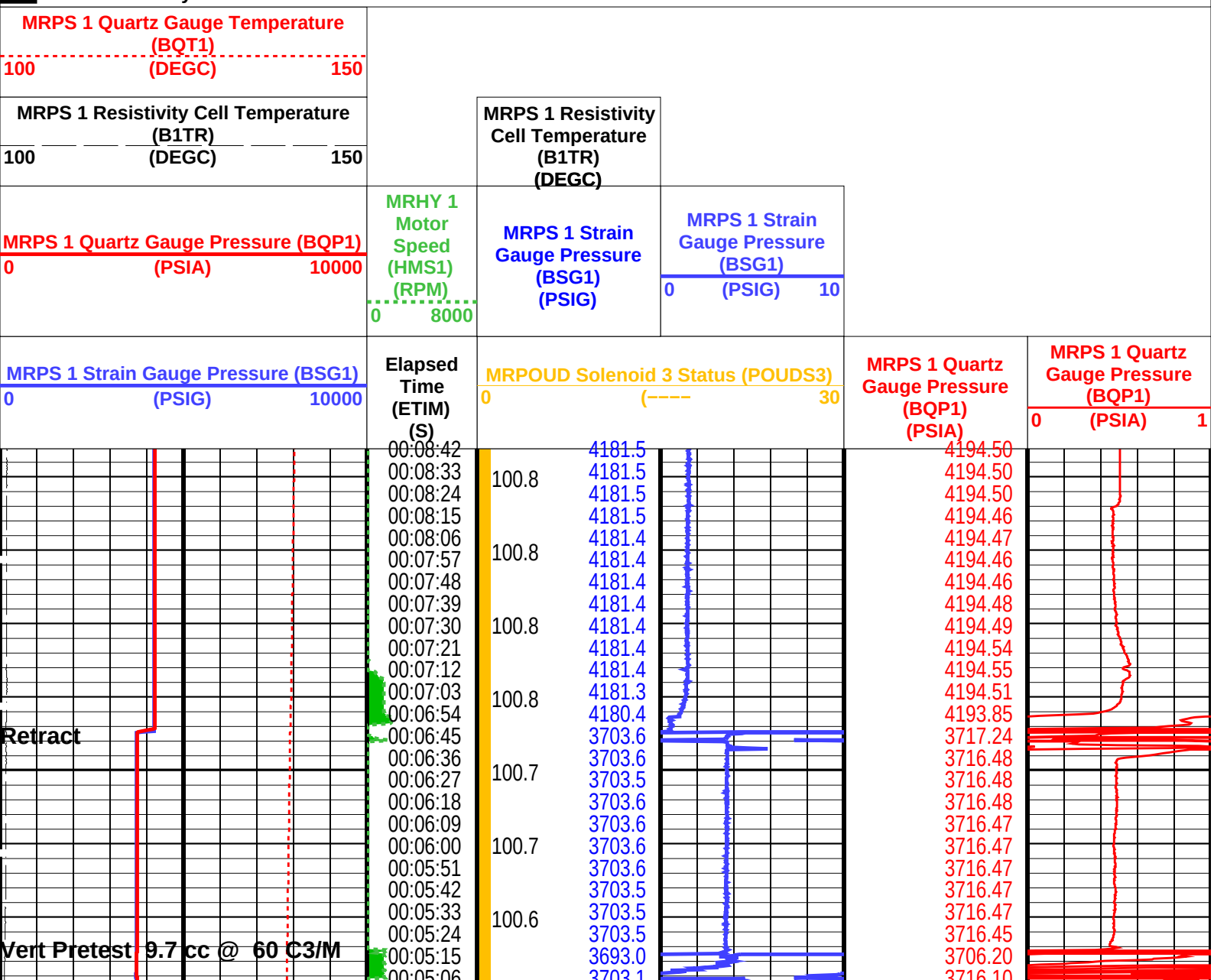

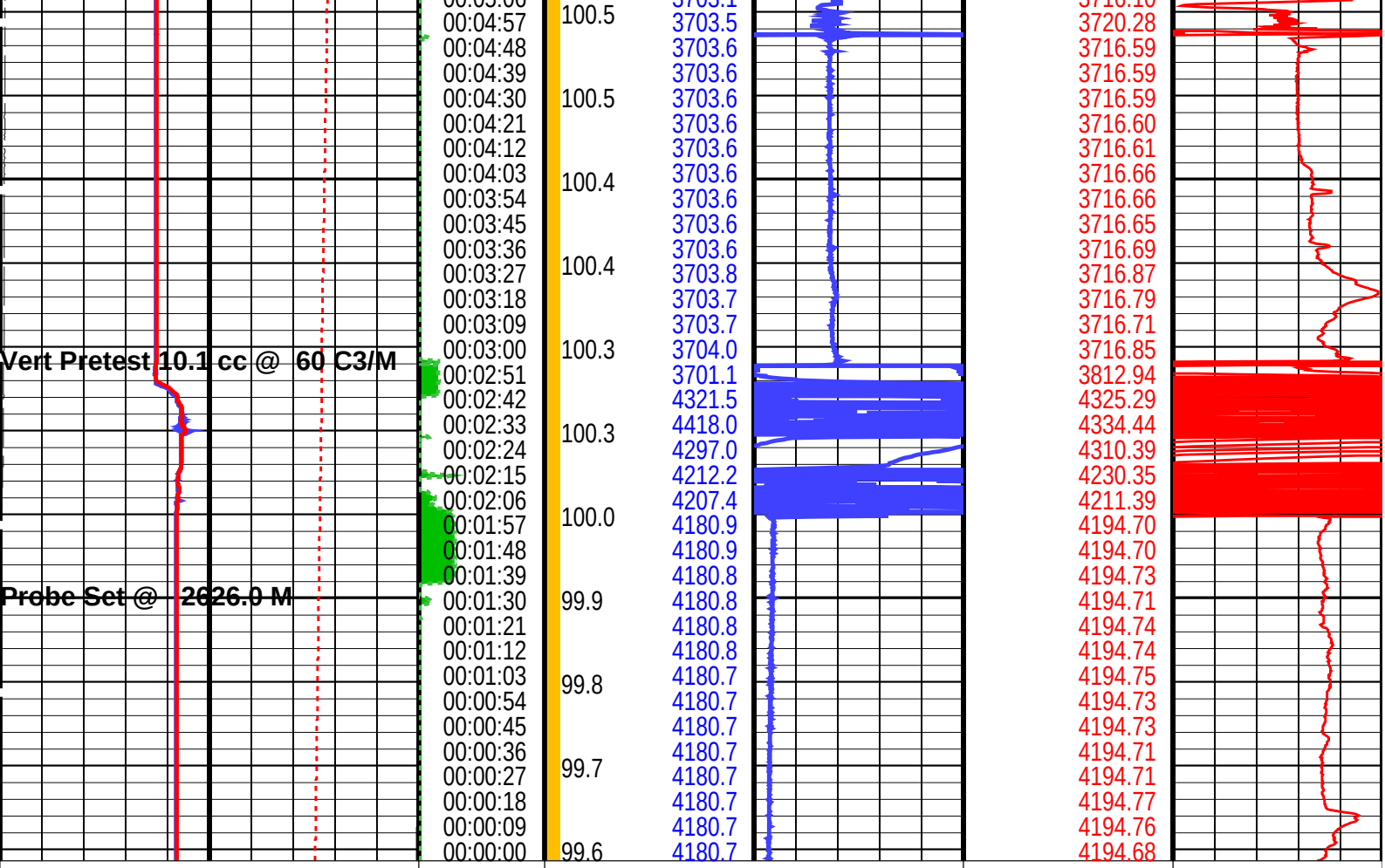

MRPS 1 Strain Gauge Pressure (BSG1)	Elapsed Time (ETIM) (S)	MRPOUD Solenoid 3 Status (POUDS3)	MRPS 1 Quartz Gauge Pressure (BQP1) (PSIA)	MRPS 1 Quartz Gauge Pressure (BQP1)
0 (PSIG) 10000		0 (---- 30		0 (PSIA) 1

MRPS 1 Quartz Gauge Pressure (BQP1)	MRHY 1 Motor Speed (HMS1) (RPM)	MRPS 1 Strain Gauge Pressure (BSG1) (PSIG)	MRPS 1 Strain Gauge Pressure (BSG1)
0 (PSIA) 10000	0 8000		0 (PSIG) 10

MRPS 1 Resistivity Cell Temperature (B1TR)	MRPS 1 Resistivity Cell Temperature (B1TR) (DEGC)
100 (DEGC) 150	

MRPS 1 Quartz Gauge Temperature (BQT1)
100 (DEGC) 150

PIP SUMMARY

Time Mark Every 60 S

Parameters

DLIS Name	Description	Value	
	MRPS_1: Single Probe Module (MRPS) 1		
QGCA	Quartz Gauge Pressure Correction Applied	DYCO	
QGDA	Quartz Gauge Deviation Angle	0	DEG
QGFD	Quartz Gauge Flow Line Density	1	G/C3
	LFA: Live Fluid Analyzer		
PDCO	Probe Depth Correction Offset	0	M
	MRPC: Power Cartridge		
PDCO	Probe Depth Correction Offset	0	M

Format: MRPS_1_SGQG_Station Vertical Scale: 1" per 60S Graphics File Created: 25-Nov-2004 16:53

OP System Version: 12C0-301

MCM

MRPS_1	12C0−301	MRHY_1	12C0−301
MRPO_UD	12C0−301	LFA	12C0−301
MRMS_1	12C0−301	MRMS_2	12C0−301
MRPC	12C0−301	SGT−L	12C0−301
TCC−BF	12C0−301		

Output DLIS Files

DEFAULT	MDT_OFA_041LTP	FN:55	PRODUCER	25−Nov−2004 16:53	

Schlumberger

Pretest @ 2666.5 mMD

MAXIS Field Log

File 42 Depth, M: 2666.48 Volumetric Limited draw−down − Large−Diameter probe

Mud Pressure before test, PSIA:	4258.66
Mud Pressure after test, PSIA:	4258.59
Last build−up pressure, PSIA:	3771.92
Draw−down mobility, md/cp:	603.9

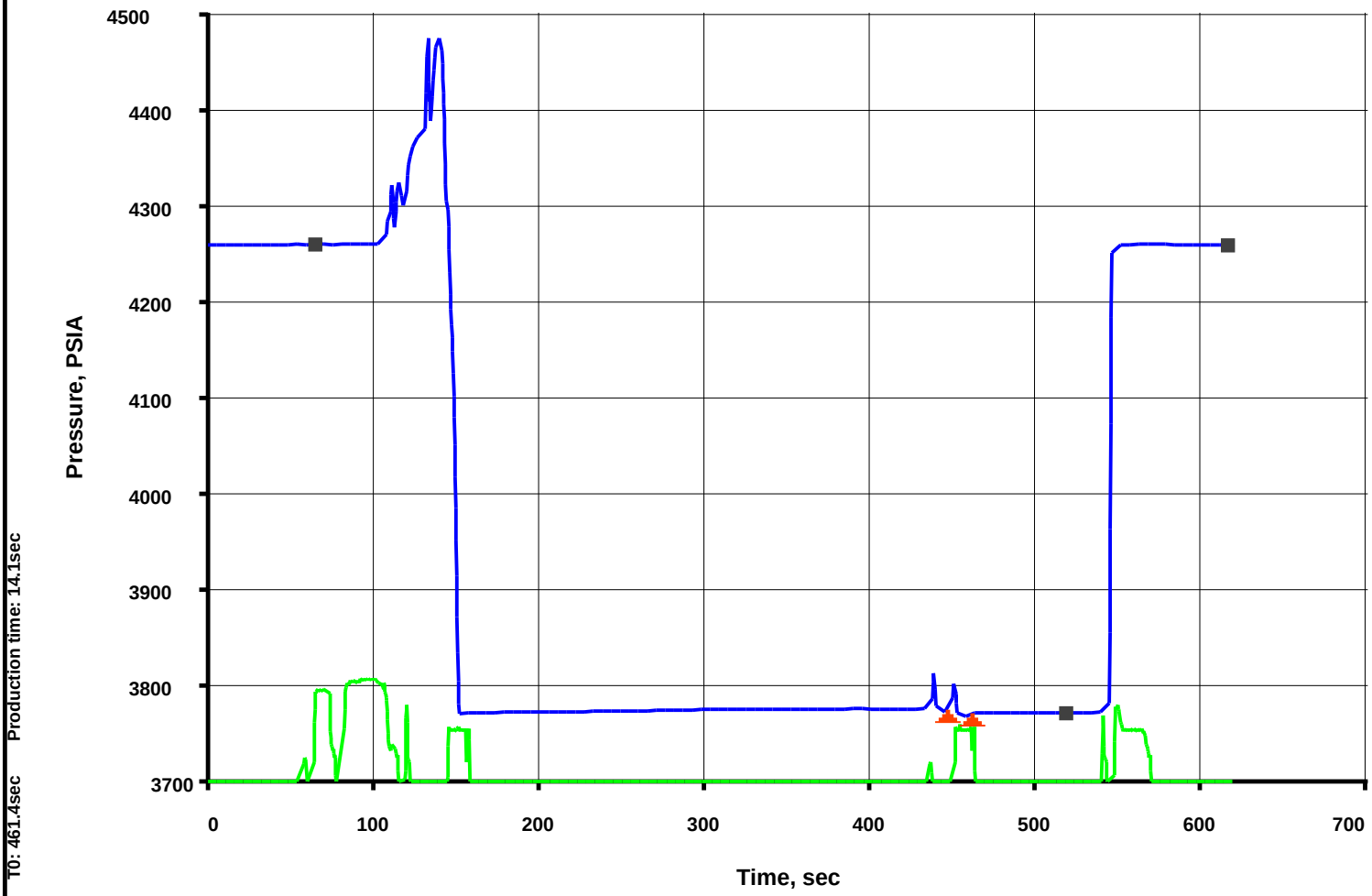

Pretest Volume: 9.8 cc − MRPS_1− BQP1 Resolution: 0.010psi

Output DLIS Files

DEFAULT	MDT_OFA_042LTP	FN:56	PRODUCER	25−Nov−2004 17:06	2666.5 M	1.6 M

Elapsed Time (s)	Event Summary
542.7	Retract Single Probe Module (MRPS) 1
446.4	Vert Pretest 9.8 cc @ 60 C3/M Single Probe Module (MRPS) 1
140.4	Vert Pretest 10.0 cc @ 60 C3/M Single Probe Module (MRPS) 1
78.0	Probe Set @ 2666.5 M Single Probe Module (MRPS) 1

PIP SUMMARY

Time Mark Every 60 S



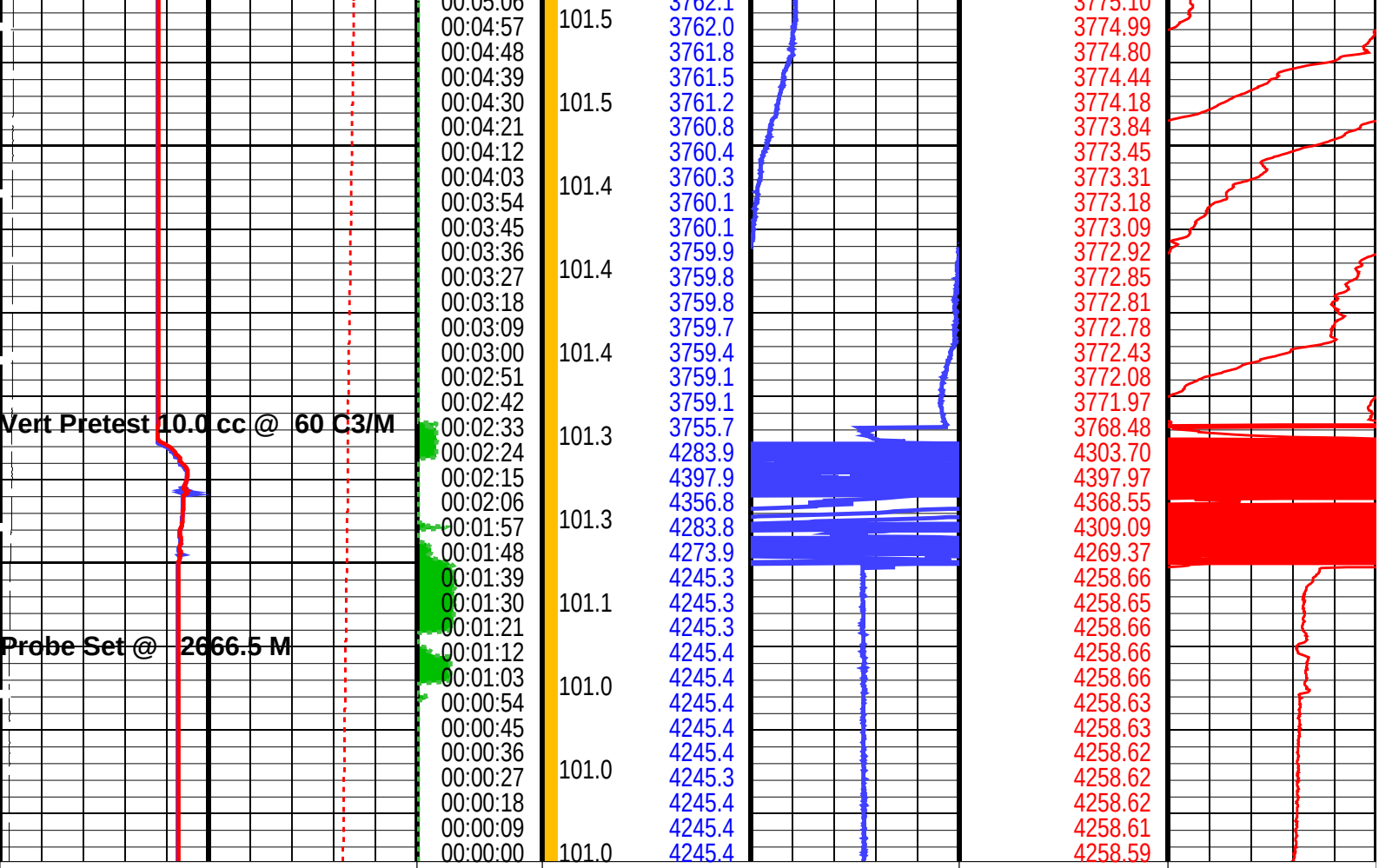

MRPS 1 Strain Gauge Pressure (BSG1)	Elapsed Time (ETIM) (S)	MRPOUD Solenoid 3 Status (POUDS3)	MRPS 1 Quartz Gauge Pressure (BQP1) (PSIA)	MRPS 1 Quartz Gauge Pressure (BQP1)
0 (PSIG) 10000		0 (---- 30		0 (PSIA) 1

MRPS 1 Quartz Gauge Pressure (BQP1)	MRHY 1 Motor Speed (HMS1) (RPM)	MRPS 1 Strain Gauge Pressure (BSG1) (PSIG)	MRPS 1 Strain Gauge Pressure (BSG1)
0 (PSIA) 10000	0 8000		0 (PSIG) 10

MRPS 1 Resistivity Cell Temperature (B1TR)	MRPS 1 Resistivity Cell Temperature (B1TR) (DEGC)
100 (DEGC) 150	

MRPS 1 Quartz Gauge Temperature (BQT1)
100 (DEGC) 150

PIP SUMMARY

Time Mark Every 60 S

Parameters

DLIS Name	Description	Value	
	MRPS_1: Single Probe Module (MRPS) 1		
QGCA	Quartz Gauge Pressure Correction Applied	DYCO	
QGDA	Quartz Gauge Deviation Angle	0	DEG
QGFD	Quartz Gauge Flow Line Density	1	G/C3
	LFA: Live Fluid Analyzer		
PDCO	Probe Depth Correction Offset	0	M
	MRPC: Power Cartridge		
PDCO	Probe Depth Correction Offset	0	M

Format: MRPS_1_SGQG_Station Vertical Scale: 1" per 60S Graphics File Created: 25-Nov-2004 17:06

OP System Version: 12C0-301

MCM

MRPS_1	12C0−301	MRHY_1	12C0−301
MRPO_UD	12C0−301	LFA	12C0−301
MRMS_1	12C0−301	MRMS_2	12C0−301
MRPC	12C0−301	SGT−L	12C0−301
TCC−BF	12C0−301		

Output DLIS Files

DEFAULT	MDT_OFA_042LTP	FN:56	PRODUCER	25−Nov−2004 17:06	

Schlumberger

Pretest @ 2672.1 mMD

MAXIS Field Log

File 43 Depth, M: 2672.09 Volumetric Limited draw−down − Large−Diameter probe

Mud Pressure before test, PSIA:	4267.61
Mud Pressure after test, PSIA:	4267.6
Last build−up pressure, PSIA:	3779.71
Draw−down mobility, md/cp:	404.7

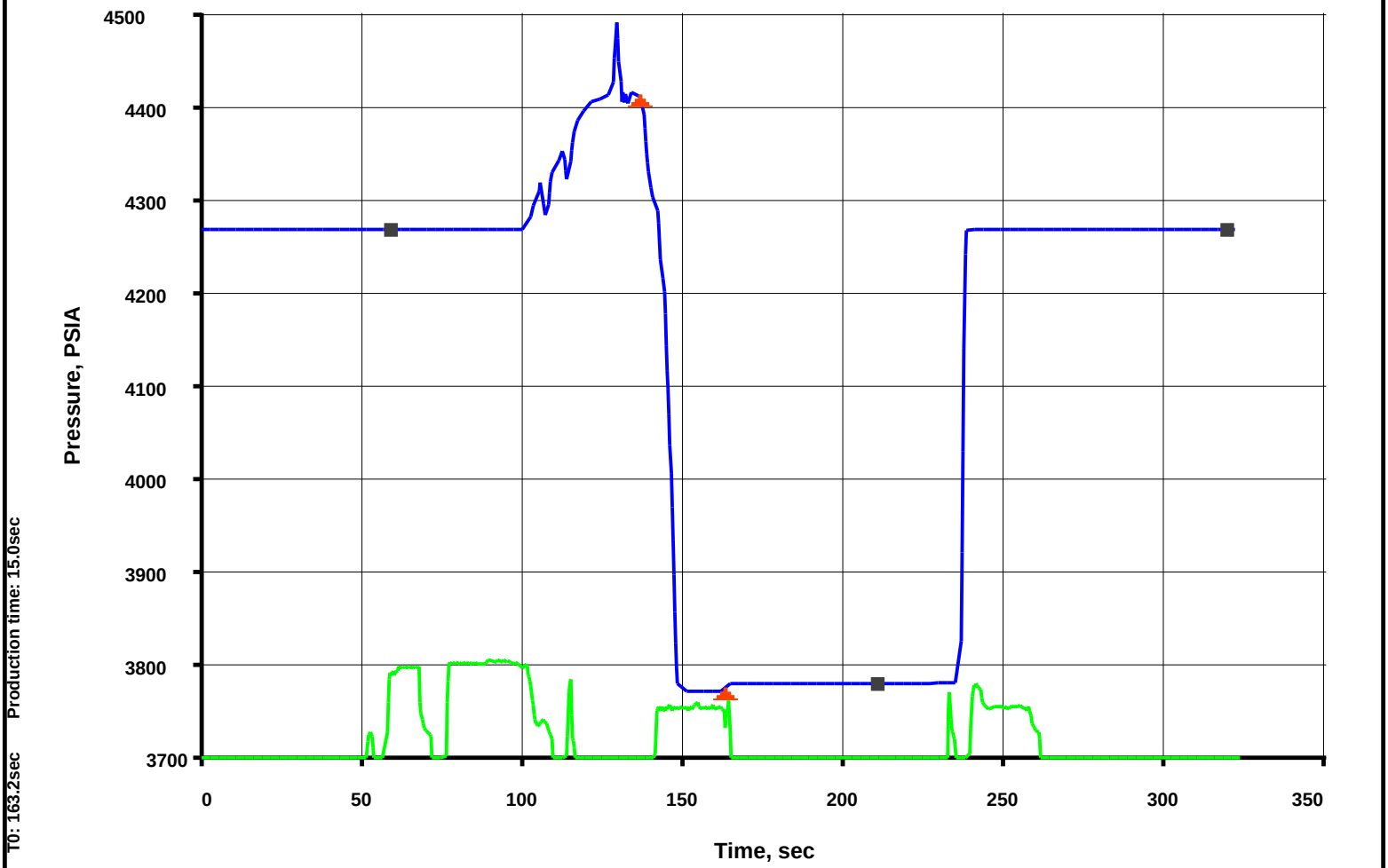

Pretest Volume: 20.0cc − MRPS_1− BQP1 Resolution: 0.010psi

Output DLIS Files

DEFAULT	MDT_OFA_043LTP	FN:57	PRODUCER	25−Nov−2004 17:20	2672.1 M	0.9 M

Elapsed Time (s)	Event Summary
235.2	Retract Single Probe Module (MRPS) 1
136.8	Vert Pretest 20.0 cc @ 60 C3/M Single Probe Module (MRPS) 1
72.3	Probe Set @ 2672.1 M Single Probe Module (MRPS) 1

PIP SUMMARY

Time Mark Every 60 S

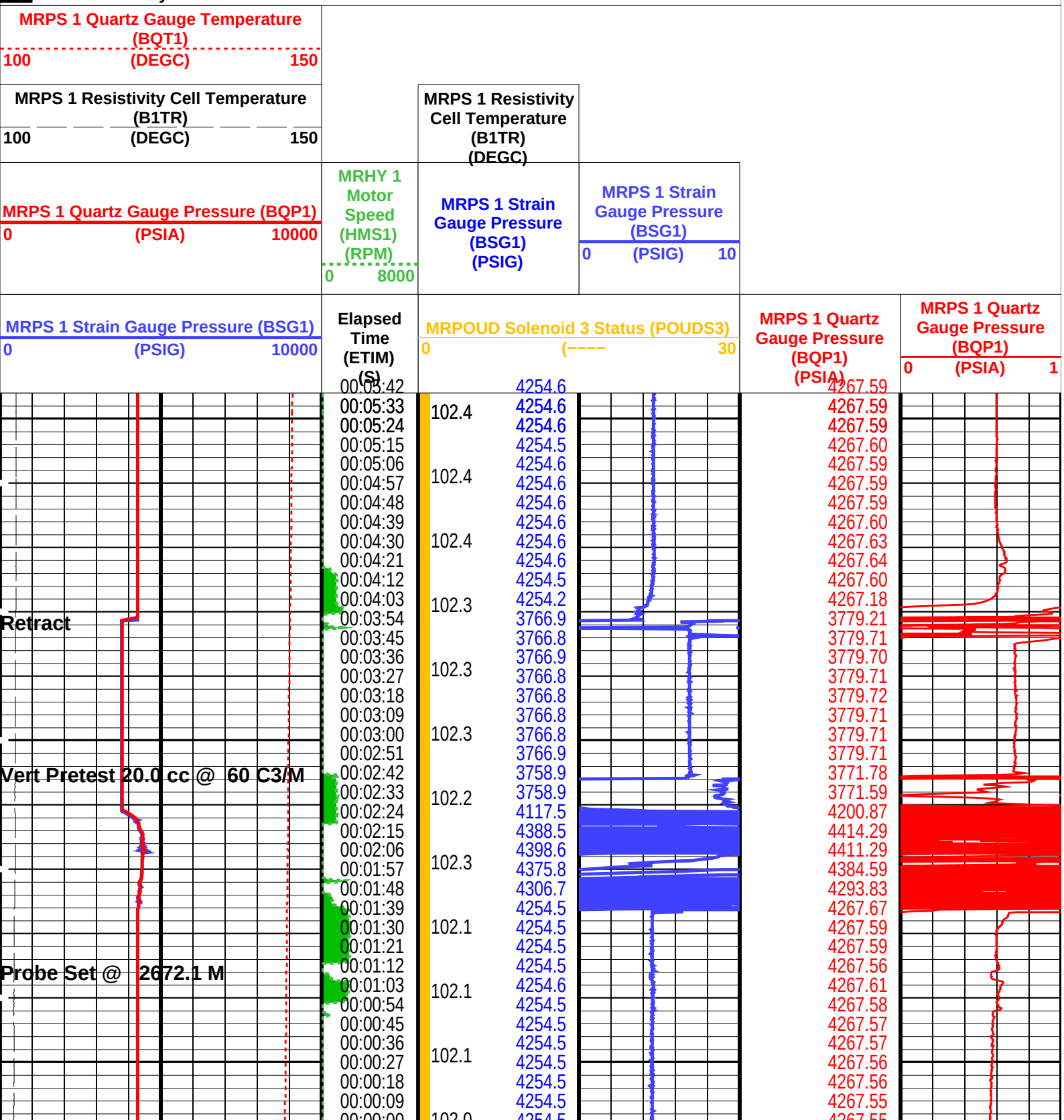

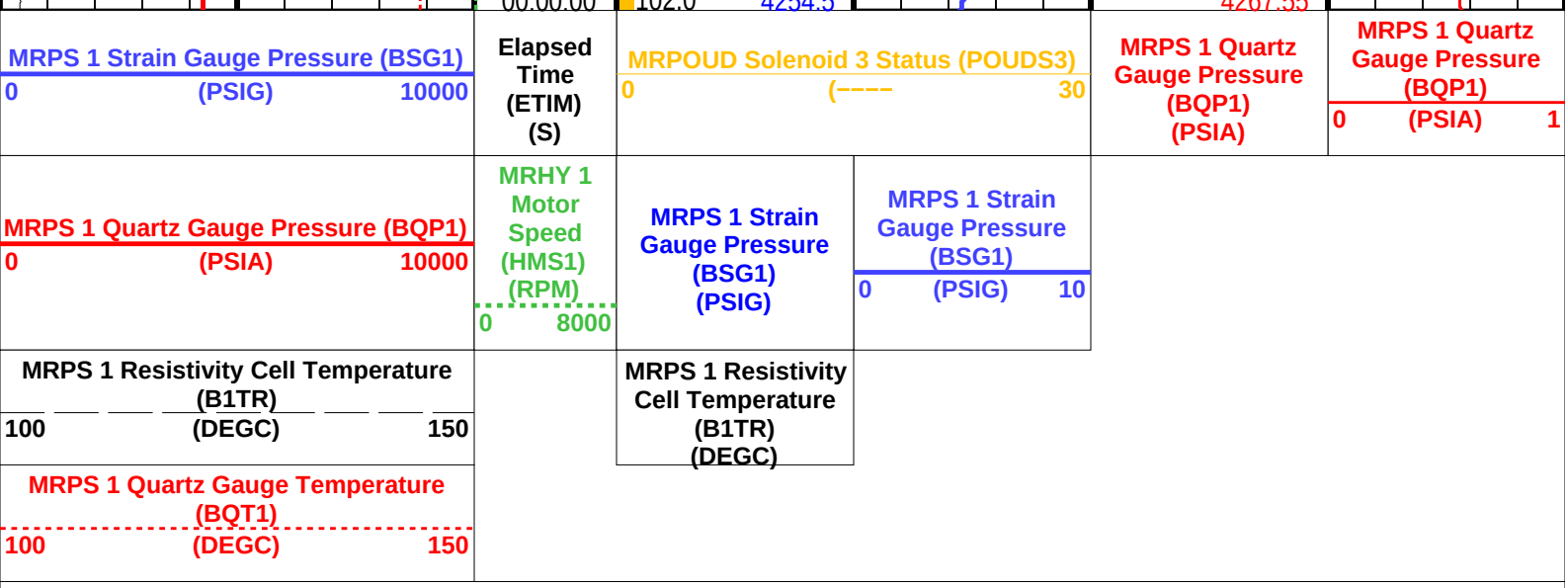

PIP SUMMARY

Time Mark Every 60 S

Parameters

DLIS Name	Description	Value	
	MRPS_1: Single Probe Module (MRPS) 1		
QGCA	Quartz Gauge Pressure Correction Applied	DYCO	
QGDA	Quartz Gauge Deviation Angle	0	DEG
QGFD	Quartz Gauge Flow Line Density	1	G/C3
	LFA: Live Fluid Analyzer		
PDCO	Probe Depth Correction Offset	0	M
	MRPC: Power Cartridge		
PDCO	Probe Depth Correction Offset	0	M

Format: MRPS_1_SGQG_Station **Vertical Scale: 1" per 60S** **Graphics File Created: 25−Nov−2004 17:20**

OP System Version: 12C0−301

MCM

MRPS_1	12C0−301	MRHY_1	12C0−301
MRPO_UD	12C0−301	LFA	12C0−301
MRMS_1	12C0−301	MRMS_2	12C0−301
MRPC	12C0−301	SGT−L	12C0−301
TCC−BF	12C0−301		

Output DLIS Files

DEFAULT MDT_OFA_043LTP FN:57 PRODUCER 25−Nov−2004 17:20

Schlumberger

Pretest @ 2697.8 mMD

MAXIS Field Log

File 44 **Depth, M: 2697.83** **Volumetric Limited draw−down − Large−Diameter probe**

Mud Pressure before test, PSIA:	4308.41
Mud Pressure after test, PSIA:	4308.44
Last build−up pressure, PSIA:	3810.6
Draw−down mobility, md/cp:	786.2

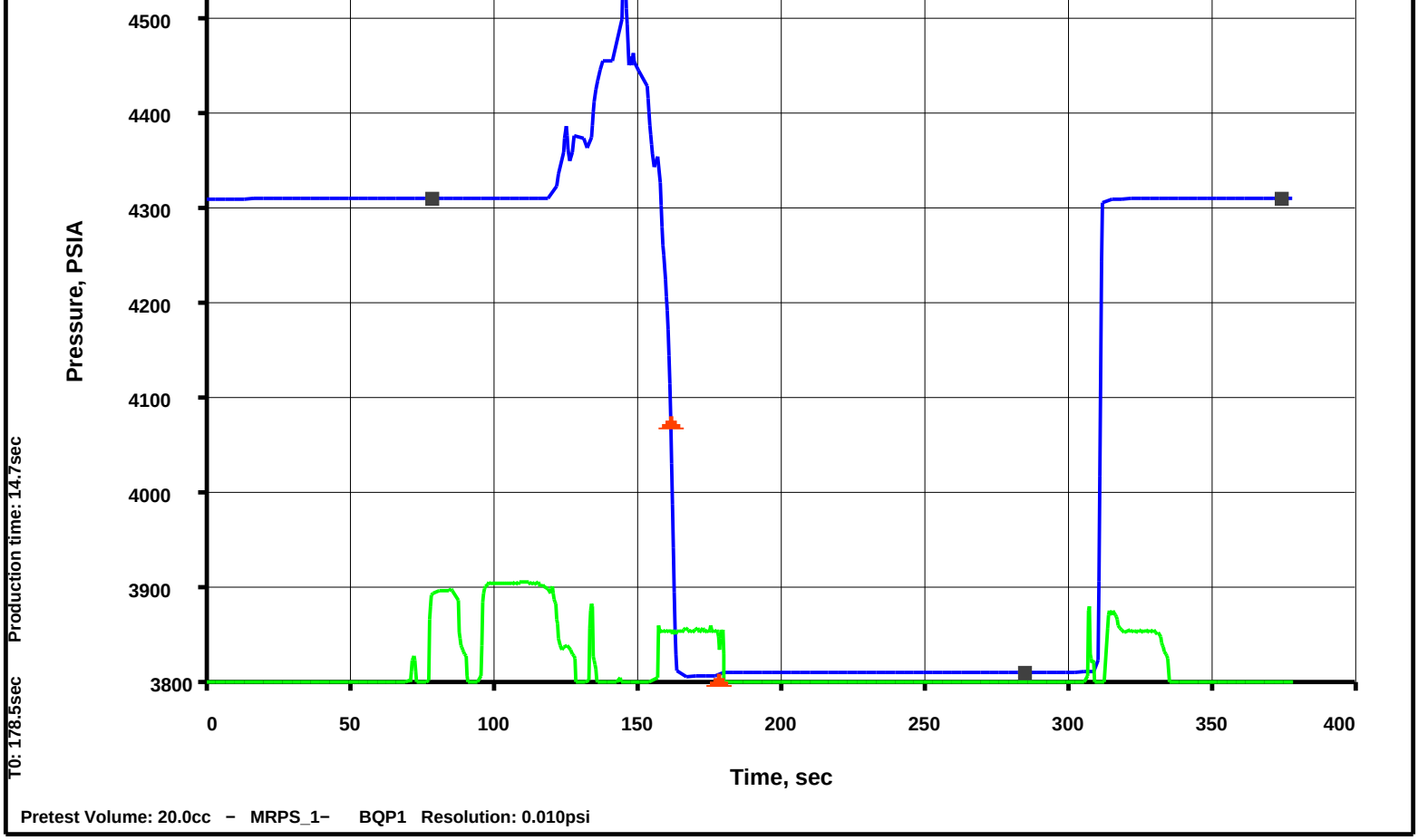

Output DLIS Files

DEFAULT	MDT_OFA_044LTP	FN:58	PRODUCER	25–Nov–2004 17:30	2697.8 M	1.0 M

Elapsed Time (s)	Event Summary
309.3	Retract Single Probe Module (MRPS) 1
152.7	Vert Pretest 20.0 cc @ 60 C3/M Single Probe Module (MRPS) 1
91.8	Probe Set @ 2697.8 M Single Probe Module (MRPS) 1

PIP SUMMARY

Time Mark Every 60 S

MRPS 1 Quartz Gauge Temperature (BQT1)
100 (DEGC) 150

MRPS 1 Resistivity Cell Temperature (B1TR)
100 (DEGC) 150

MRPS 1 Resistivity Cell Temperature (B1TR) (DEGC)

MRPS 1 Quartz Gauge Pressure (BQP1)
0 (PSIA) 10000

MRHY 1 Motor Speed (HMS1) (RPM)
0 8000

MRPS 1 Strain Gauge Pressure (BSG1) (PSIG)

MRPS 1 Strain Gauge Pressure (BSG1)
0 (PSIG) 10

MRPS 1 Strain Gauge Pressure (BSG1)
0 (PSIG) 10000

Elapsed Time (ETIM)

MRPOUD Solenoid 3 Status (POUDS3)
0 (---- 30

MRPS 1 Quartz Gauge Pressure (BQP1)

MRPS 1 Quartz Gauge Pressure (BQP1)

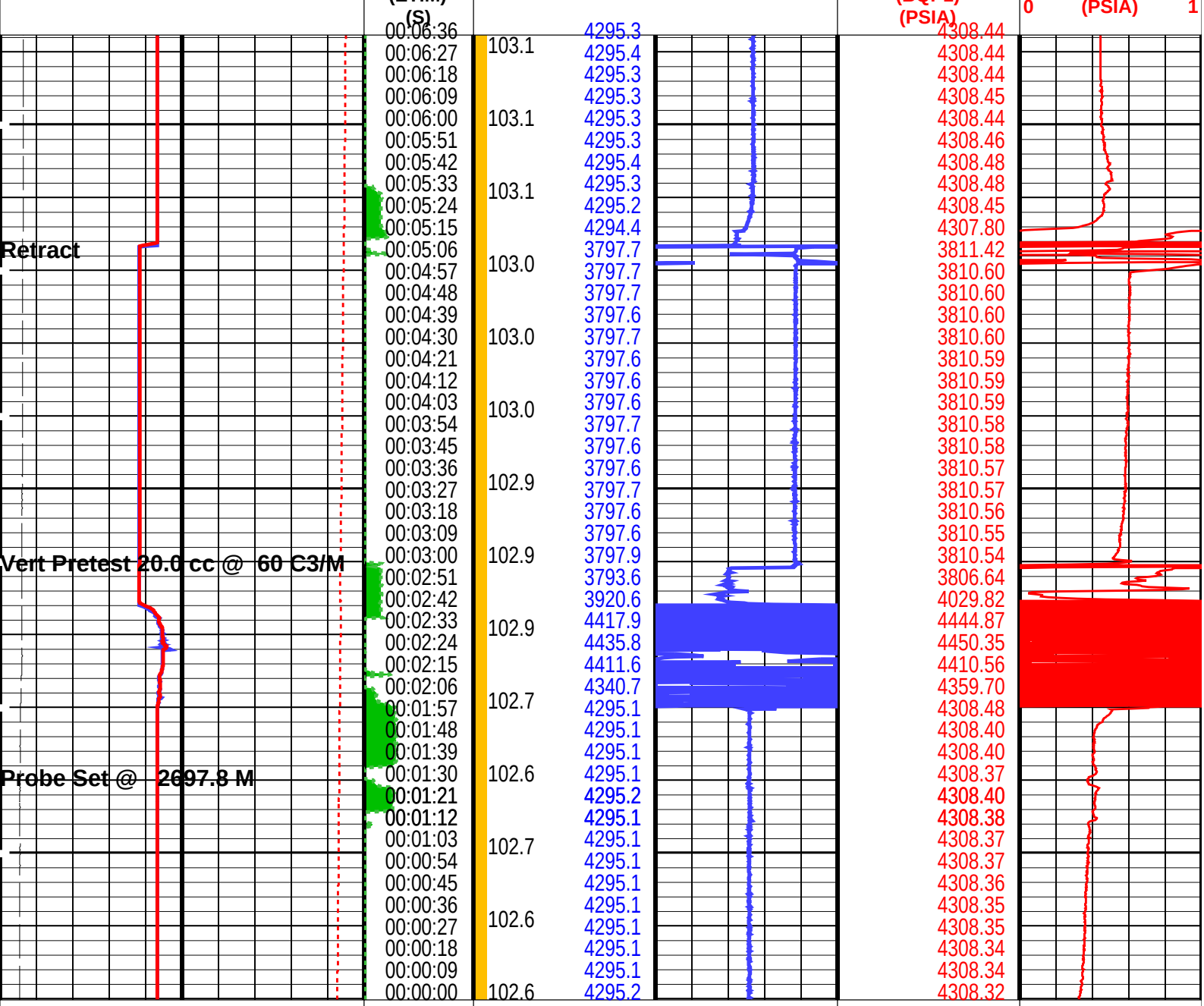

MRPS 1 Strain Gauge Pressure (BSG1)	Elapsed Time (ETIM) (S)	MRPOUD Solenoid 3 Status (POUDS3)	MRPS 1 Quartz Gauge Pressure (BQP1) (PSIA)	MRPS 1 Quartz Gauge Pressure (BQP1)
0 (PSIG) 10000		0 (---- 30		0 (PSIA) 1

MRPS 1 Quartz Gauge Pressure (BQP1)	MRHY 1 Motor Speed (HMS1) (RPM)	MRPS 1 Strain Gauge Pressure (BSG1) (PSIG)	MRPS 1 Strain Gauge Pressure (BSG1)
0 (PSIA) 10000	0 8000		0 (PSIG) 10

MRPS 1 Resistivity Cell Temperature (B1TR)	MRPS 1 Resistivity Cell Temperature (B1TR) (DEGC)
100 (DEGC) 150	

MRPS 1 Quartz Gauge Temperature (BQT1)
100 (DEGC) 150

PIP SUMMARY

Time Mark Every 60 S

Parameters

DLIS Name	Description	Value

	MRPS_1: Single Probe Module (MRPS) 1		
QGCA	Quartz Gauge Pressure Correction Applied	DYCO	
QGDA	Quartz Gauge Deviation Angle	0	DEG
QGFD	Quartz Gauge Flow Line Density	1	G/C3
	LFA: Live Fluid Analyzer		
PDCO	Probe Depth Correction Offset	0	M
	MRPC: Power Cartridge		
PDCO	Probe Depth Correction Offset	0	M

Format: MRPS_1_SGQG_Station Vertical Scale: 1" per 60S Graphics File Created: 25−Nov−2004 17:30

OP System Version: 12C0−301

MCM

MRPS_1	12C0−301	MRHY_1	12C0−301
MRPO_UD	12C0−301	LFA	12C0−301
MRMS_1	12C0−301	MRMS_2	12C0−301
MRPC	12C0−301	SGT−L	12C0−301
TCC−BF	12C0−301		

Output DLIS Files

DEFAULT MDT_OFA_044LTP FN:58 PRODUCER 25−Nov−2004 17:30

Schlumberger

Pretest @ 2734_0 mMD

MAXIS Field Log

File 45 Depth, M: 2734.00 Volumetric Limited draw−down − Large−Diameter probe

Mud Pressure before test, PSIA:	4365.68
Mud Pressure after test, PSIA:	4365.63
Last build−up pressure, PSIA:	3857.05
Draw−down mobility, md/cp:	583.5

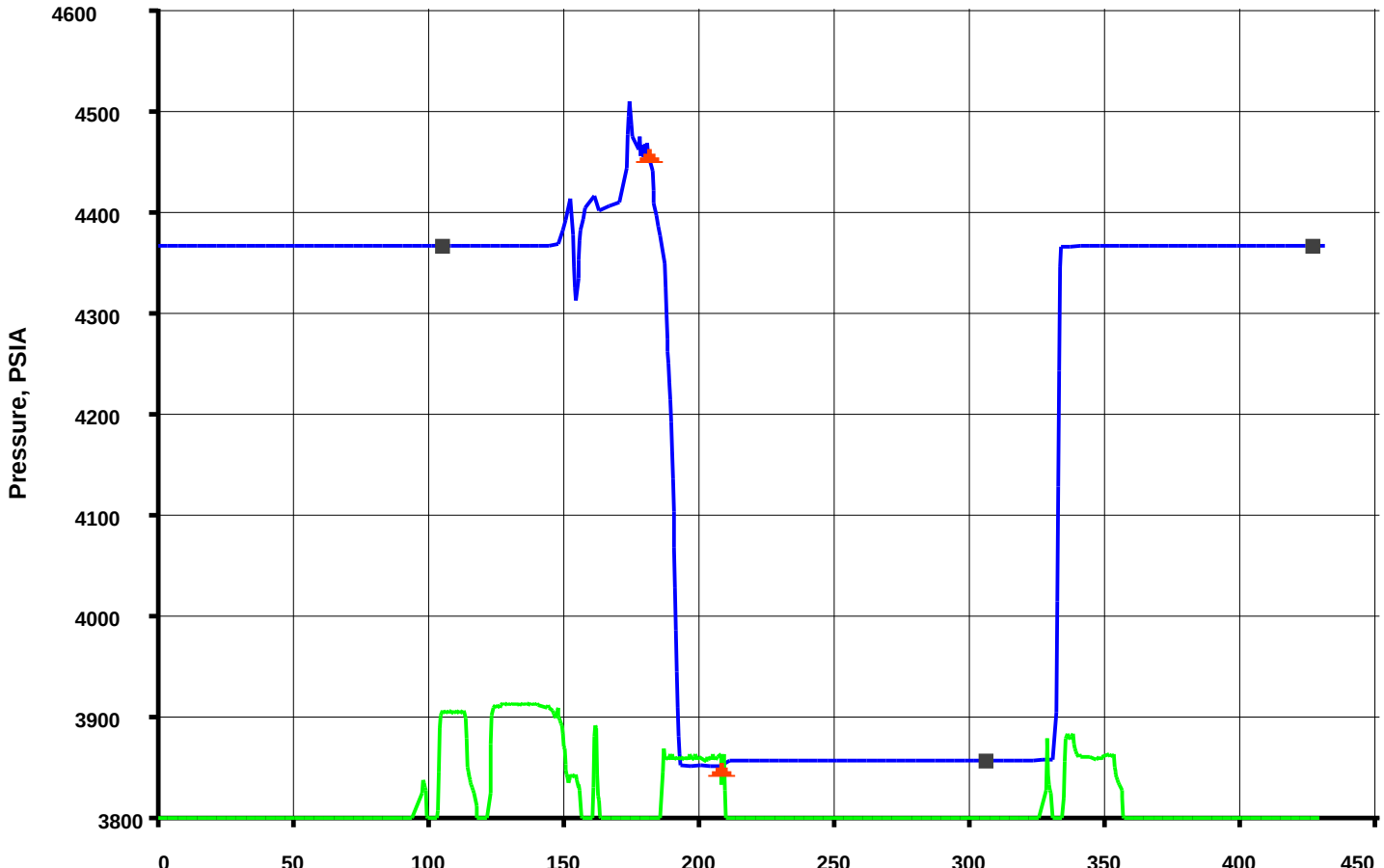

TO: 20

Time, sec

Pretest Volume: 19.9cc – MRPS_1– BQP1 Resolution: 0.010psi

Output DLIS Files

DEFAULT MDT_OFA_045LTP FN:59 PRODUCER 25–Nov–2004 17:42 2734.0 M 1.1 M

Elapsed Time (s)	Event Summary
329.7	Retract Single Probe Module (MRPS) 1
181.2	Vert Pretest 19.9 cc @ 60 C3/M Single Probe Module (MRPS) 1
117.9	Probe Set @ 2734.0 M Single Probe Module (MRPS) 1

PIP SUMMARY

Time Mark Every 60 S

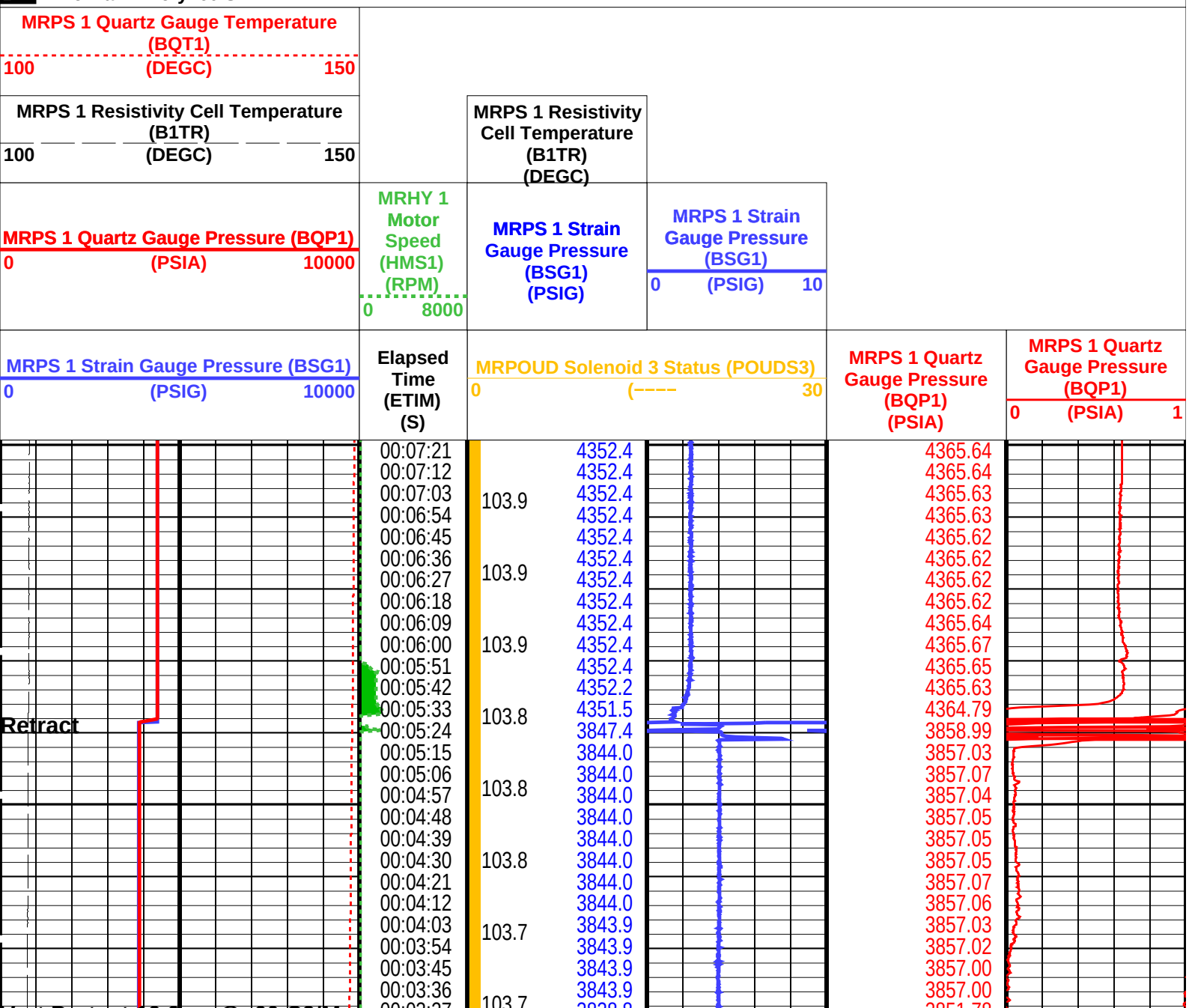

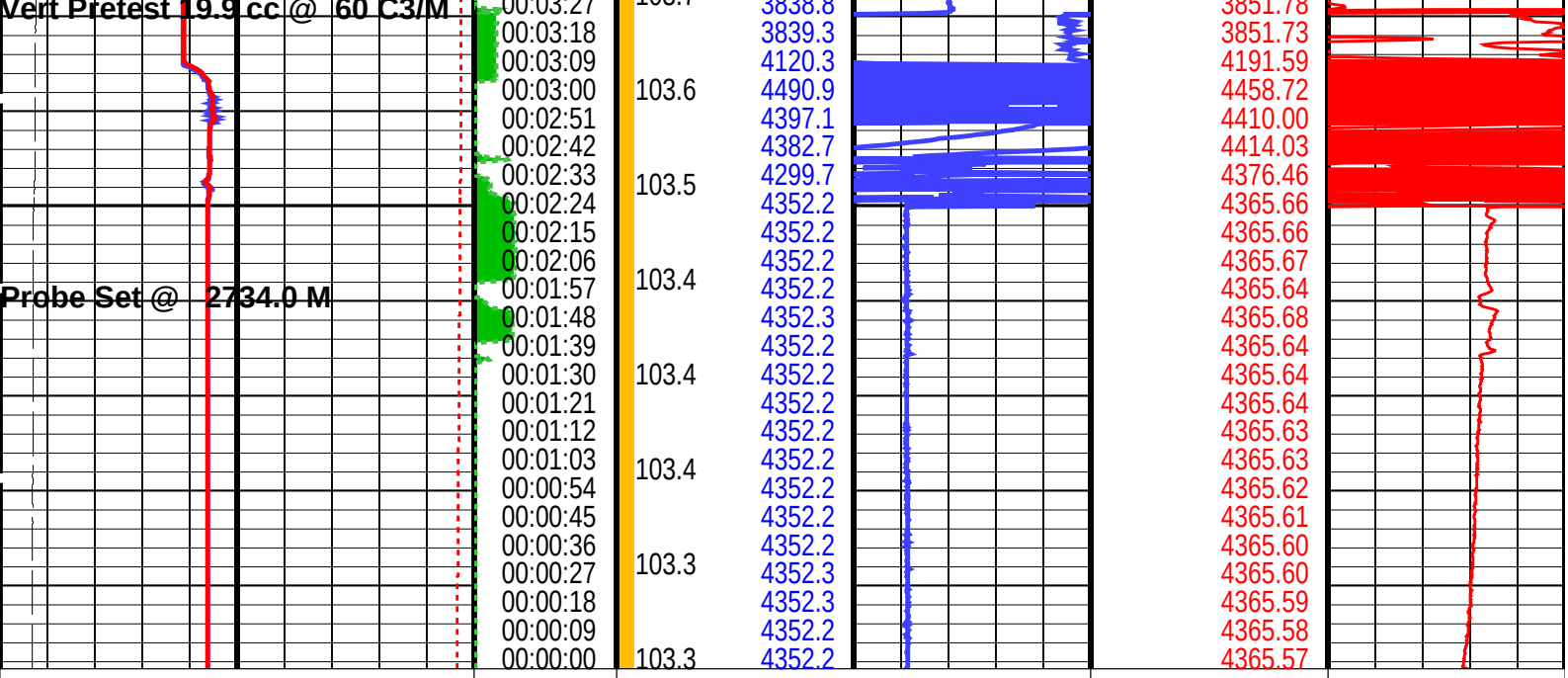

MRPS 1 Strain Gauge Pressure (BSG1)	Elapsed Time (ETIM) (S)	MRPOUD Solenoid 3 Status (POUDS3)	MRPS 1 Quartz Gauge Pressure (BQP1) (PSIA)	MRPS 1 Quartz Gauge Pressure (BQP1)
0 (PSIG) 10000		0 (---- 30		0 (PSIA) 1

MRPS 1 Quartz Gauge Pressure (BQP1)	MRHY 1 Motor Speed (HMS1) (RPM)	MRPS 1 Strain Gauge Pressure (BSG1) (PSIG)	MRPS 1 Strain Gauge Pressure (BSG1)
0 (PSIA) 10000	0 8000		0 (PSIG) 10

MRPS 1 Resistivity Cell Temperature (B1TR)	MRPS 1 Resistivity Cell Temperature (B1TR) (DEGC)
100 (DEGC) 150	

MRPS 1 Quartz Gauge Temperature (BQT1)
100 (DEGC) 150

PIP SUMMARY

Time Mark Every 60 S

Parameters

DLIS Name	Description	Value	
	MRPS_1: Single Probe Module (MRPS) 1		
QGCA	Quartz Gauge Pressure Correction Applied	DYCO	
QGDA	Quartz Gauge Deviation Angle	0	DEG
QGFD	Quartz Gauge Flow Line Density	1	G/C3
	LFA: Live Fluid Analyzer		
PDCO	Probe Depth Correction Offset	0	M
	MRPC: Power Cartridge		
PDCO	Probe Depth Correction Offset	0	M

Format: MRPS_1_SGQG_Station Vertical Scale: 1" per 60S Graphics File Created: 25-Nov-2004 17:42

OP System Version: 12C0-301

MCM

MRPS_1	12C0-301	MRHY_1	12C0-301
MRPO_UD	12C0-301	LFA	12C0-301
MRMS_1	12C0-301	MRMS_2	12C0-301
MRPC	12C0-301	SGT-L	12C0-301
TCC-BF	12C0-301		

Output DLIS Files

DEFAULT	MDT_OFA_045LTP	FN:59	PRODUCER	25-Nov-2004 17:42

Schlumberger

Pretest @ 2738.2 mMD

MAXIS Field Log

File 46 Depth, M: 2738.23 Volumetric Limited draw−down − Large−Diameter probe

Mud Pressure before test, PSIA:	4372.43
Mud Pressure after test, PSIA:	4372.44
Last build−up pressure, PSIA:	3863.06
Draw−down mobility, md/cp:	319.5

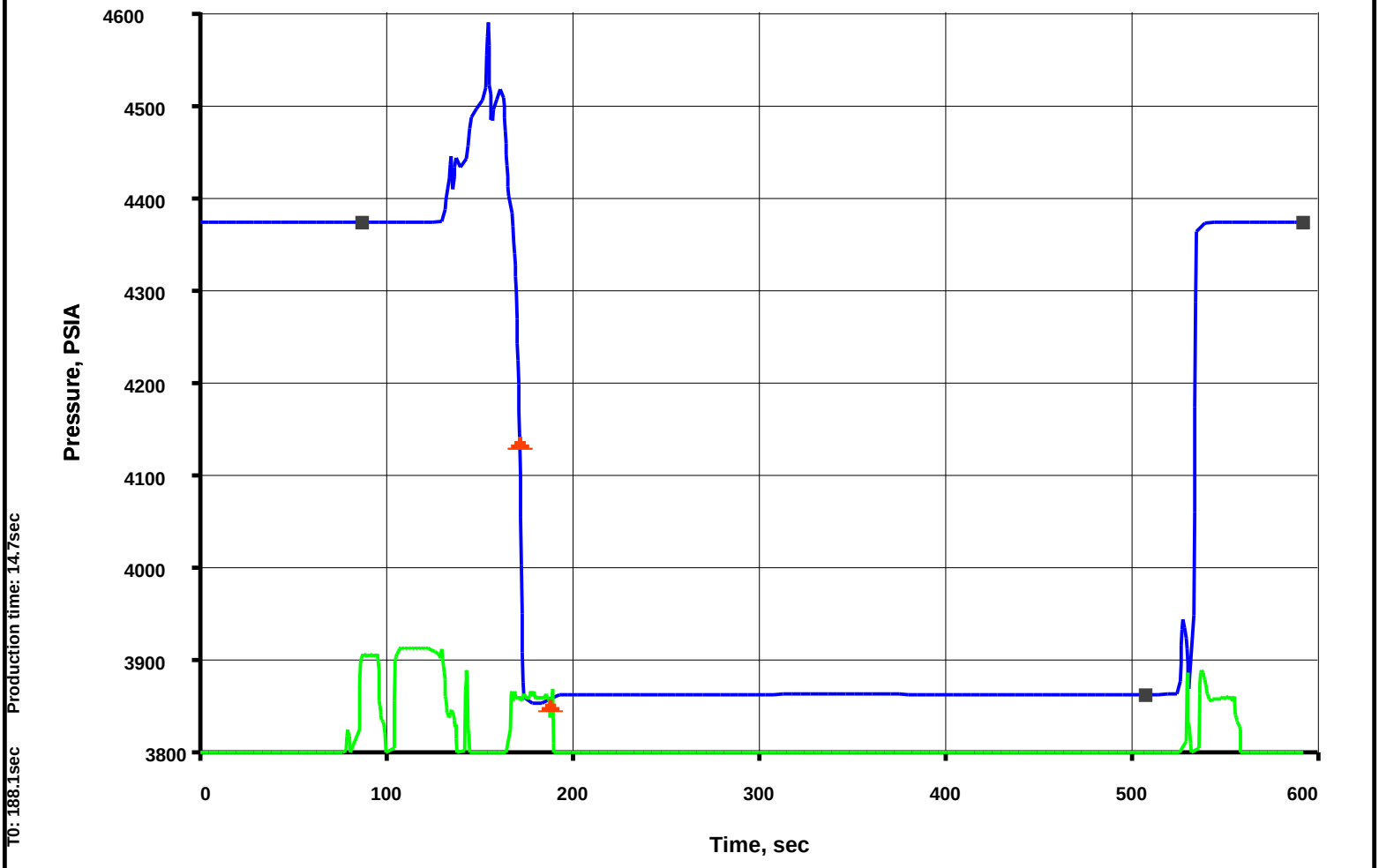

Pretest Volume: 19.8cc − MRPS_1− BQP1 Resolution: 0.010psi

Output DLIS Files

DEFAULT MDT_OFA_046LTP FN:60 PRODUCER 25−Nov−2004 17:52

Elapsed Time (s)	Event Summary
531.9	Retract Single Probe Module (MRPS) 1
162.3	Vert Pretest 19.8 cc @ 60 C3/M Single Probe Module (MRPS) 1
100.2	Probe Set @ 2738.2 M Single Probe Module (MRPS) 1

PIP SUMMARY

Time Mark Every 60 S

MRPS 1 Quartz Gauge Temperature (BQT1)
100 (DEGC) 150

MRPS 1 Resistivity Cell Temperature (B1TR)
100 (DEGC) 150

MRPS 1 Quartz Gauge Pressure (BQP1)
0 (PSIA) 10000

MRHY 1 Motor Speed (HMS1) (RPM)
0 8000

MRPS 1 Resistivity Cell Temperature (B1TR) (DEGC)

MRPS 1 Strain Gauge Pressure (BSG1) (PSIG)

MRPS 1 Strain Gauge Pressure (BSG1)
0 (PSIG) 10

MRPS 1 Strain Gauge Pressure (BSG1)
0 (PSIG) 10000

MRPOUD Solenoid 3 Status (POUDS3)
0 (---- 30

MRPS 1 Quartz Gauge Pressure (BQP1) (PSIA)

MRPS 1 Quartz Gauge Pressure (BQP1)
0 (PSIA) 1

Elapsed Time (ETIM) (S)				
00:10:12		4359.3	4372.44	
00:10:03	104.7	4359.3	4372.44	
00:09:54		4359.3	4372.44	
00:09:45		4359.3	4372.44	
00:09:36		4359.3	4372.45	
00:09:27	104.6	4359.3	4372.49	
00:09:18		4359.3	4372.49	
00:09:09		4359.2	4372.50	
00:09:00	104.6	4358.8	4372.13	
00:08:51		3849.6	3861.50	Retract
00:08:42		3850.1	3863.12	
00:08:33	104.6	3850.1	3863.06	
00:08:24		3850.0	3863.06	
00:08:15		3850.0	3863.05	
00:08:06		3850.0	3863.04	
00:07:57	104.5	3850.0	3863.04	
00:07:48		3850.0	3863.04	
00:07:39		3850.0	3863.04	
00:07:30	104.5	3850.0	3863.03	
00:07:21		3850.0	3863.02	
00:07:12		3850.0	3863.02	
00:07:03	104.5	3850.0	3863.01	
00:06:54		3850.0	3863.01	
00:06:45		3850.0	3863.02	
00:06:36		3850.0	3863.03	
00:06:27	104.5	3850.0	3863.03	
00:06:18		3850.1	3863.09	
00:06:09		3850.3	3863.24	
00:06:00	104.5	3850.2	3863.25	
00:05:51		3850.2	3863.25	
00:05:42		3850.2	3863.21	
00:05:33	104.4	3850.2	3863.19	
00:05:24		3850.2	3863.16	
00:05:15		3850.1	3863.12	
00:05:06	104.4	3850.1	3863.08	
00:04:57		3850.0	3863.04	
00:04:48		3850.0	3863.00	
00:04:39		3850.0	3862.99	
00:04:30	104.4	3850.0	3863.00	
00:04:21		3850.0	3862.98	
00:04:12		3849.9	3862.94	
00:04:03	104.4	3850.0	3862.95	
00:03:54		3849.9	3862.93	
00:03:45		3849.9	3862.92	
00:03:36		3849.9	3862.92	
00:03:27	104.3	3849.9	3862.90	
00:03:18		3849.9	3862.91	
00:03:09		3850.2	3862.63	
00:03:00	104.3	3840.7	3853.06	Vert Pretest 19.8 cc @ 60 C3/M



MRPS 1 Strain Gauge Pressure (BSG1)	Elapsed Time (ETIM) (S)	MRPOUD Solenoid 3 Status (POUDS3)	MRPS 1 Quartz Gauge Pressure (BQP1) (PSIA)	MRPS 1 Quartz Gauge Pressure (BQP1)
0 (PSIG) 10000		0 (----- 30		0 (PSIA) 1

MRPS 1 Quartz Gauge Pressure (BQP1)	MRHY 1 Motor Speed (HMS1) (RPM)	MRPS 1 Strain Gauge Pressure (BSG1) (PSIG)	MRPS 1 Strain Gauge Pressure (BSG1)
0 (PSIA) 10000	0 8000		0 (PSIG) 10

MRPS 1 Resistivity Cell Temperature (B1TR)	MRPS 1 Resistivity Cell Temperature (B1TR) (DEGC)
100 (DEGC) 150	

MRPS 1 Quartz Gauge Temperature (BQT1)
100 (DEGC) 150

PIP SUMMARY

Time Mark Every 60 S

Parameters

DLIS Name	Description	Value	
	MRPS_1: Single Probe Module (MRPS) 1		
QGCA	Quartz Gauge Pressure Correction Applied	DYCO	
QGDA	Quartz Gauge Deviation Angle	0	DEG
QGFD	Quartz Gauge Flow Line Density	1	G/C3
	LFA: Live Fluid Analyzer		
PDCO	Probe Depth Correction Offset	0	M
	MRPC: Power Cartridge		
PDCO	Probe Depth Correction Offset	0	M

Format: MRPS_1_SGQG_Station Vertical Scale: 1" per 60S Graphics File Created: 25-Nov-2004 17:52

OP System Version: 12C0-301

MCM

MRPS_1	12C0-301	MRHY_1	12C0-301
MRPO_UD	12C0-301	LFA	12C0-301
MRMS_1	12C0-301	MRMS_2	12C0-301
MRPC	12C0-301	SGT-L	12C0-301
TCC-BF	12C0-301		

Output DLIS Files

DEFAULT	MDT_OFA_046LTP	FN:60	PRODUCER	25-Nov-2004 17:52

Schlumberger

Pretest @ 2844.5 mMD

MAXIS Field Log

File 47 Depth, M: 2844.53 Volumetric Limited draw−down − Large−Diameter probe

Mud Pressure before test, PSIA:	4540.25
Mud Pressure after test, PSIA:	4540.22
Last build−up pressure, PSIA:	4018.94
Draw−down mobility, md/cp:	321.9

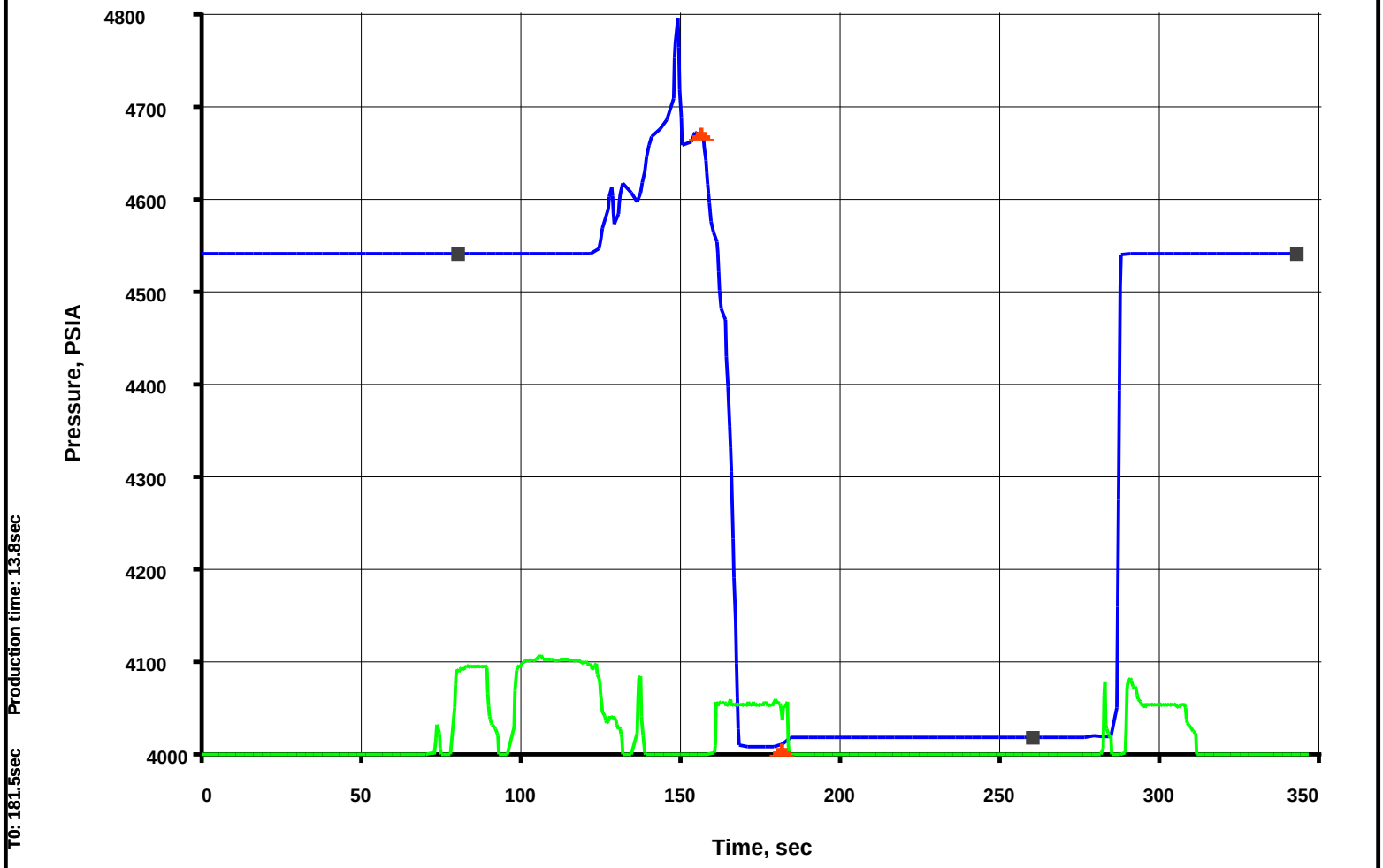

Pretest Volume: 20.0cc − MRPS_1− BQP1 Resolution: 0.010psi

Output DLIS Files

DEFAULT MDT_OFA_047LTP FN:61 PRODUCER 25−Nov−2004 18:12

Elapsed Time (s)	Event Summary
284.7	Retract Single Probe Module (MRPS) 1
156.3	Vert Pretest 20.0 cc @ 60 C3/M Single Probe Module (MRPS) 1
93.3	Probe Set @ 2844.5 M Single Probe Module (MRPS) 1

PIP SUMMARY

Time Mark Every 60 S

MRPS 1 Quartz Gauge Temperature (BQT1)
100 (DEGC) 150

MRPS 1 Resistivity Cell Temperature (B1TR)
100 (DEGC) 150

MRPS 1 Quartz Gauge Pressure (BQP1)
0 (PSIA) 10000

MRHY 1 Motor Speed (HMS1) (RPM)
0 8000

MRPS 1 Resistivity Cell Temperature (B1TR) (DEGC)

MRPS 1 Strain Gauge Pressure (BSG1) (PSIG)

MRPS 1 Strain Gauge Pressure (BSG1)
0 (PSIG) 10000

Elapsed Time (ETIM) (S)

MRPOUD Solenoid 3 Status (POUDS3)
0 (---- 30

MRPS 1 Quartz Gauge Pressure (BQP1) (PSIA)

MRPS 1 Quartz Gauge Pressure (BQP1)
0 (PSIA) 1

Retract

Vert Pretest 20.0 cc @ 60 C3/M

Probe Set @ 2844.5 M

Elapsed Time (ETIM) (S)	MRPOUD Solenoid 3 Status (POUDS3)	MRPS 1 Strain Gauge Pressure (BSG1) (PSIG)	MRPS 1 Quartz Gauge Pressure (BQP1) (PSIA)
00:06:00	106.8	4526.5	4540.22
00:05:51		4526.5	4540.22
00:05:42		4526.5	4540.22
00:05:33	106.7	4526.5	4540.23
00:05:24		4526.5	4540.24
00:05:15		4526.5	4540.28
00:05:06	106.7	4526.4	4540.25
00:04:57		4526.2	4540.21
00:04:48		4525.5	4539.39
00:04:39		4007.0	4021.23
00:04:30	106.5	4005.3	4018.92
00:04:21		4005.3	4018.94
00:04:12		4005.3	4018.94
00:04:03	106.5	4005.3	4018.97
00:03:54		4005.3	4018.92
00:03:45		4005.3	4018.92
00:03:36		4005.3	4018.92
00:03:27	106.4	4005.3	4018.93
00:03:18		4005.3	4018.92
00:03:09		4005.3	4018.88
00:03:00	106.2	3994.7	4008.63
00:02:51		3994.1	4008.30
00:02:42		4437.7	4500.14
00:02:33	106.1	4653.7	4660.20
00:02:24		4664.4	4676.67
00:02:15		4586.1	4604.02
00:02:06		4554.7	4572.40
00:01:57	105.7	4526.1	4540.29
00:01:48		4526.1	4540.24
00:01:39		4526.1	4540.24
00:01:30	105.6	4526.1	4540.24
00:01:21		4526.1	4540.25
00:01:12		4526.1	4540.22
00:01:03	105.5	4526.1	4540.21
00:00:54		4526.1	4540.20
00:00:45		4526.1	4540.20
00:00:36		4526.1	4540.19
00:00:27	105.4	4526.1	4540.18
00:00:18		4526.1	4540.16
00:00:09		4526.1	4540.15
00:00:00	105.3	4526.1	4540.13

MRPS 1 Strain Gauge Pressure (BSG1)
0 (PSIG) 10000

Elapsed Time (ETIM) (S)

MRPOUD Solenoid 3 Status (POUDS3)
0 (---- 30

MRPS 1 Quartz Gauge Pressure (BQP1) (PSIA)

MRPS 1 Quartz Gauge Pressure (BQP1)
0 (PSIA) 1

MRPS 1 Quartz Gauge Pressure (BQP1)
0 (PSIA) 10000

MRHY 1 Motor Speed (HMS1) (RPM)
0 8000

MRPS 1 Strain Gauge Pressure (BSG1) (PSIG)

MRPS 1 Strain Gauge Pressure (BSG1)
0 (PSIG) 10

MRPS 1 Resistivity Cell Temperature (B1TR)		
100	(DEGC)	150
MRPS 1 Quartz Gauge Temperature (BQT1)		
100	(DEGC)	150

MRPS 1 Resistivity Cell Temperature (B1TR) (DEGC)

PIP SUMMARY

Time Mark Every 60 S

Parameters

DLIS Name	Description	Value	
	MRPS_1: Single Probe Module (MRPS) 1		
QGCA	Quartz Gauge Pressure Correction Applied	DYCO	
QGDA	Quartz Gauge Deviation Angle	0	DEG
QGFD	Quartz Gauge Flow Line Density	1	G/C3
	LFA: Live Fluid Analyzer		
PDCO	Probe Depth Correction Offset	0	M
	MRPC: Power Cartridge		
PDCO	Probe Depth Correction Offset	0	M

Format: MRPS_1_SGQG_Station Vertical Scale: 1" per 60S Graphics File Created: 25−Nov−2004 18:12

OP System Version: 12C0−301

MCM

MRPS_1	12C0−301	MRHY_1	12C0−301
MRPO_UD	12C0−301	LFA	12C0−301
MRMS_1	12C0−301	MRMS_2	12C0−301
MRPC	12C0−301	SGT−L	12C0−301
TCC−BF	12C0−301		

Output DLIS Files

DEFAULT MDT_OFA_047LTP FN:61 PRODUCER 25−Nov−2004 18:12

Schlumberger

Pretest @ 2860 mMD

MAXIS Field Log

File 48 Depth, M: 2859.99 Volumetric Limited draw−down − Large−Diameter probe

Mud Pressure before test, PSIA:	4564.78
Mud Pressure after test, PSIA:	4564.77
Last build−up pressure, PSIA:	4043.26
Draw−down mobility, md/cp:	6.7

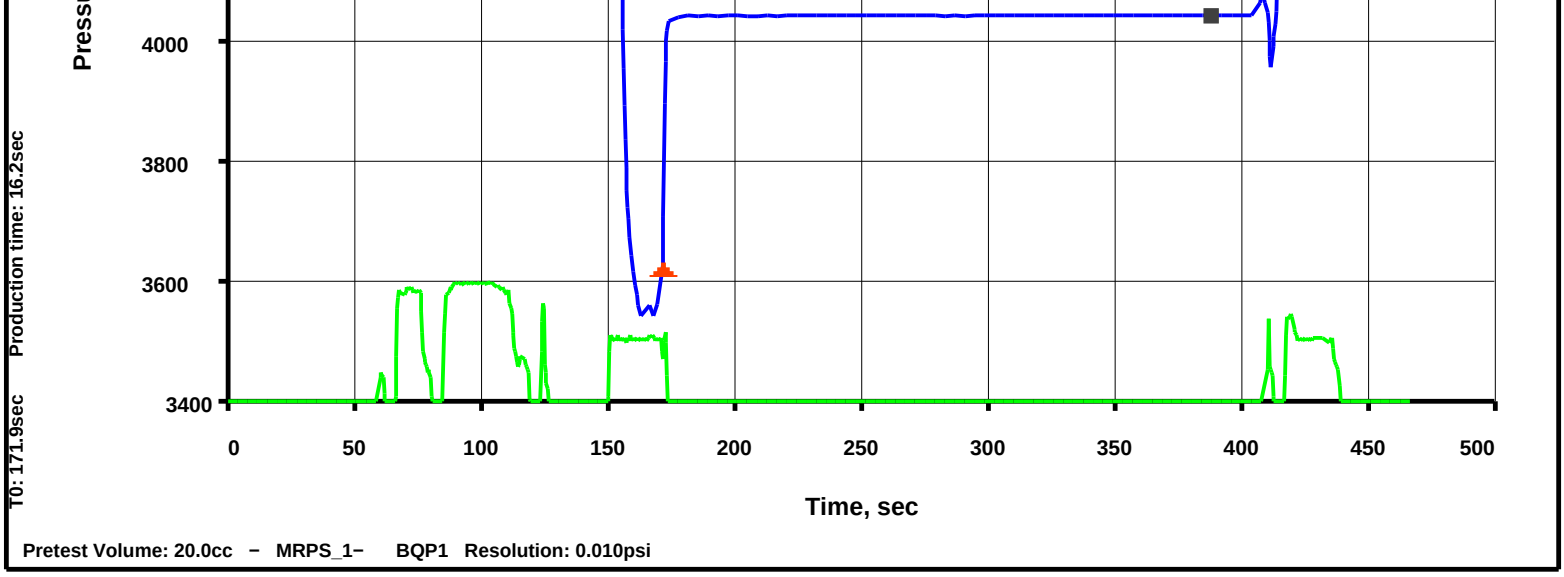

Output DLIS Files

DEFAULT **MDT_OFA_048LTP** **FN:62** **PRODUCER** **25–Nov–2004 18:21**

Elapsed Time (s)	Event Summary
413.1	Retract Single Probe Module (MRPS) 1
145.8	Vert Pretest 20.0 cc @ 60 C3/M Single Probe Module (MRPS) 1
81.3	Probe Set @ 2860.0 M Single Probe Module (MRPS) 1

PIP SUMMARY

Time Mark Every 60 S

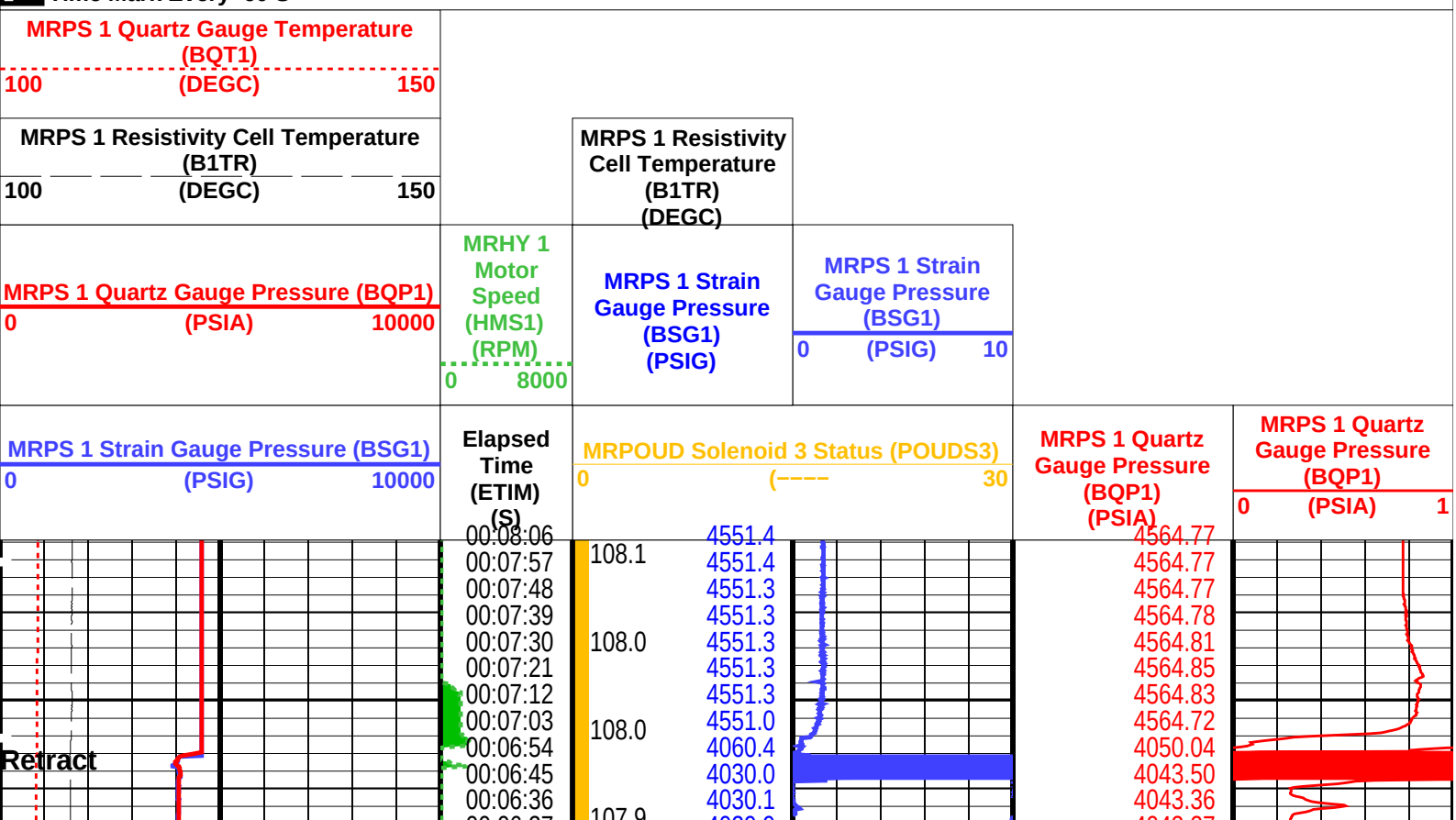

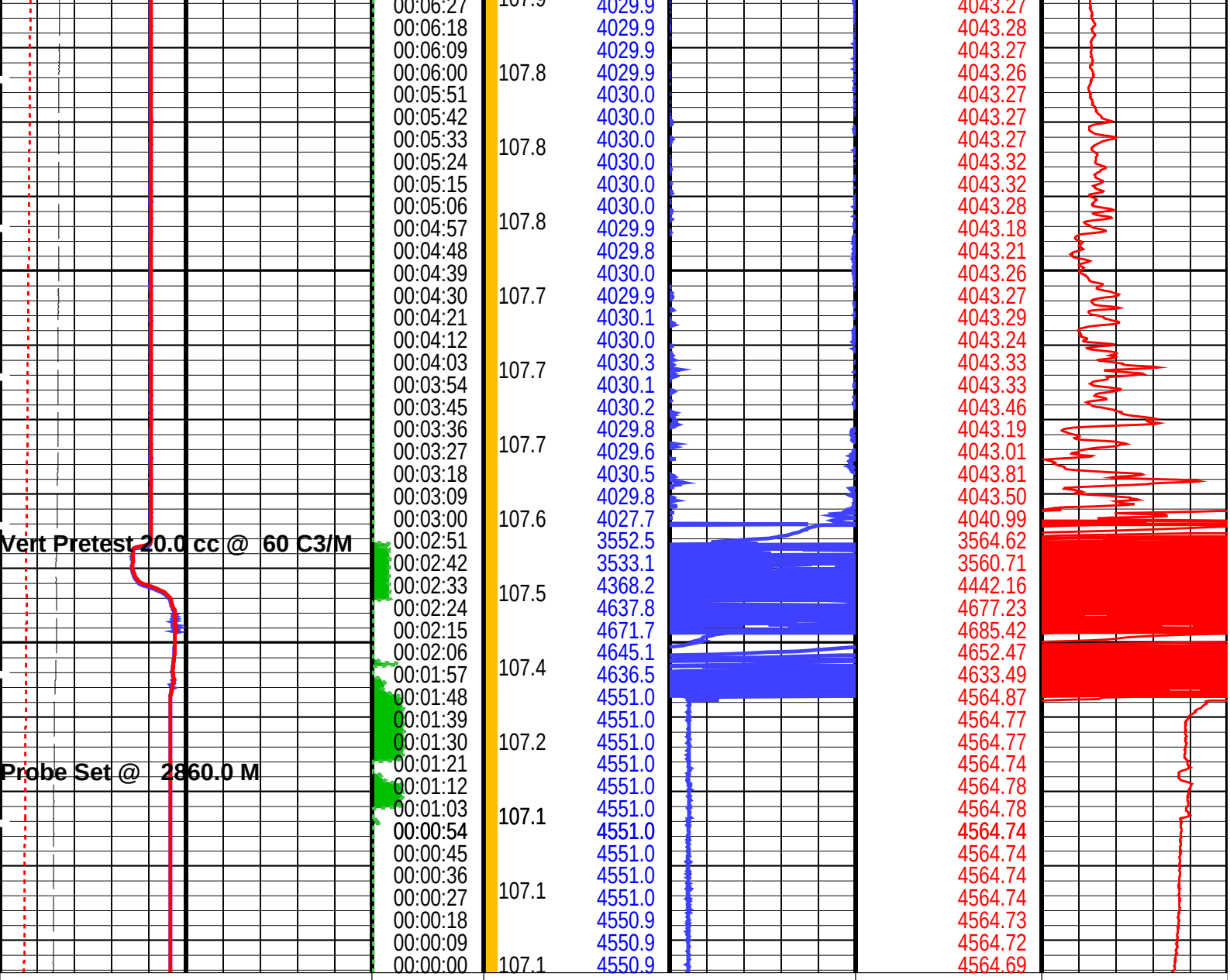

MRPS 1 Strain Gauge Pressure (BSG1)	Elapsed Time (ETIM) (S)	MRPOUD Solenoid 3 Status (POUDS3)	MRPS 1 Quartz Gauge Pressure (BQP1) (PSIA)	MRPS 1 Quartz Gauge Pressure (BQP1)
0 (PSIG) 10000		0 (---- 30		0 (PSIA) 1

MRPS 1 Quartz Gauge Pressure (BQP1)	MRHY 1 Motor Speed (HMS1) (RPM)	MRPS 1 Strain Gauge Pressure (BSG1) (PSIG)	MRPS 1 Strain Gauge Pressure (BSG1)
0 (PSIA) 10000	0 8000		0 (PSIG) 10

MRPS 1 Resistivity Cell Temperature (B1TR)	MRPS 1 Resistivity Cell Temperature (B1TR) (DEGC)
100 (DEGC) 150	

MRPS 1 Quartz Gauge Temperature (BQT1)
100 (DEGC) 150

PIP SUMMARY

Time Mark Every 60 S

Parameters

DLIS Name	Description	Value
	MRPS_1: Single Probe Module (MRPS) 1	
QGCA	Quartz Gauge Pressure Correction Applied	DYCO

QGDA		Quartz Gauge Deviation Angle	0	DEG
QGFD		Quartz Gauge Flow Line Density	1	G/C3
	LFA: Live Fluid Analyzer			
PDCO		Probe Depth Correction Offset	0	M
	MRPC: Power Cartridge			
PDCO		Probe Depth Correction Offset	0	M

Format: MRPS_1_SGQG_Station Vertical Scale: 1" per 60S Graphics File Created: 25−Nov−2004 18:21

OP System Version: 12C0−301

MCM

MRPS_1	12C0−301	MRHY_1	12C0−301
MRPO_UD	12C0−301	LFA	12C0−301
MRMS_1	12C0−301	MRMS_2	12C0−301
MRPC	12C0−301	SGT−L	12C0−301
TCC−BF	12C0−301		

Output DLIS Files

DEFAULT MDT_OFA_048LTP FN:62 PRODUCER 25−Nov−2004 18:21

Schlumberger

Pretest @ 2872.5 mMD

MAXIS Field Log

File 51 Depth, M: 2872.50 Volumetric Limited draw−down − Large−Diameter probe

Mud Pressure before test, PSIA:	4584.28
Mud Pressure after test, PSIA:	4584.39
Last build−up pressure, PSIA:	4099.27
Draw−down mobility, md/cp:	0.3

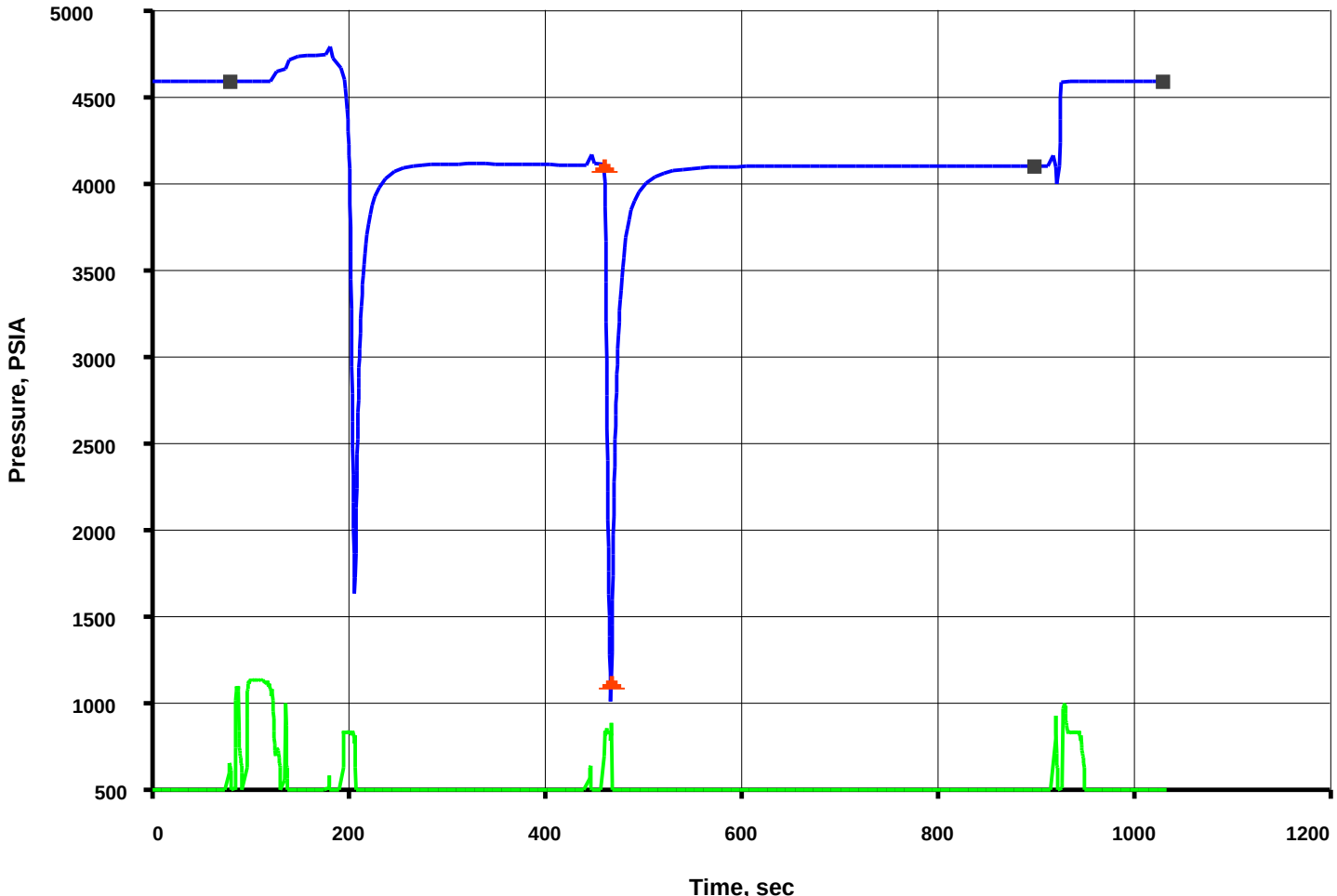

T0: 468.3sec Production time: 7.2 sec

Pretest Volume: 5.2 cc – MRPS_1– BQP1 Resolution: 0.010psi

Output DLIS Files

DEFAULT MDT_OFA_051LTP FN:65 PRODUCER 25–Nov–2004 18:51

Elapsed Time (s)	Event Summary
922.8	Retract Single Probe Module (MRPS) 1
456.3	Vert Pretest 5.2 cc @ 60 C3/M Single Probe Module (MRPS) 1
189.9	Vert Pretest 9.9 cc @ 60 C3/M Single Probe Module (MRPS) 1
92.4	Probe Set @ 2872.5 M Single Probe Module (MRPS) 1

PIP SUMMARY

Time Mark Every 60 S

MRPS 1 Quartz Gauge Temperature (BQT1)
100 (DEGC) 150

MRPS 1 Resistivity Cell Temperature (B1TR)
100 (DEGC) 150

MRPS 1 Quartz Gauge Pressure (BQP1)
0 (PSIA) 10000

MRHY 1 Motor Speed (HMS1) (RPM)
0 8000

MRPS 1 Resistivity Cell Temperature (B1TR) (DEGC)

MRPS 1 Strain Gauge Pressure (BSG1) (PSIG)

MRPS 1 Strain Gauge Pressure (BSG1)
0 (PSIG) 10000

MRPS 1 Strain Gauge Pressure (BSG1)
0 (PSIG) 10

MRPOUD Solenoid 3 Status (POUDS3)
0 (–––– 30

MRPS 1 Quartz Gauge Pressure (BQP1)
0 (PSIA) 1

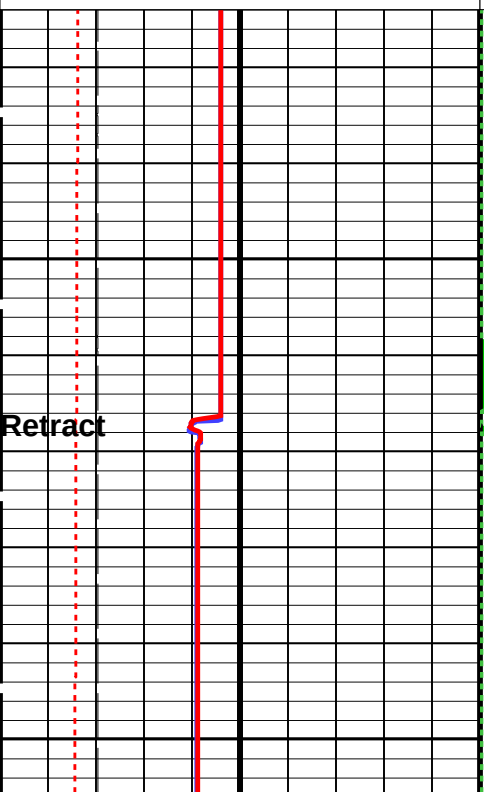

Elapsed Time (ETIM) (S)	MRPOUD Solenoid 3 Status (POUDS3)	MRPS 1 Strain Gauge Pressure (BSG1) (PSIG)	MRPS 1 Quartz Gauge Pressure (BQP1) (PSIA)
00:17:24	110.1	4571.2	4584.39
00:17:15		4571.2	4584.39
00:17:06		4571.2	4584.38
00:16:57	110.1	4571.2	4584.38
00:16:48		4571.2	4584.38
00:16:39		4571.2	4584.38
00:16:30	110.1	4571.2	4584.39
00:16:21		4571.2	4584.40
00:16:12		4571.2	4584.41
00:16:03	110.1	4571.3	4584.44
00:15:54		4571.3	4584.48
00:15:45		4571.2	4584.45
00:15:36		4571.1	4584.41
00:15:27	110.1	4570.3	4583.62
00:15:18		4152.0	4158.66
00:15:09		4086.1	4099.30
00:15:00	110.1	4086.2	4099.27
00:14:51		4086.1	4099.25
00:14:42		4086.1	4099.28
00:14:33	110.1	4086.1	4099.26
00:14:24		4086.1	4099.21
00:14:15		4086.1	4099.21
00:14:06	110.1	4086.1	4099.23
00:13:57		4086.1	4099.22
00:13:48		4085.9	4099.06
00:13:39		4085.9	4099.03
00:13:30	110.1	4085.9	4099.04

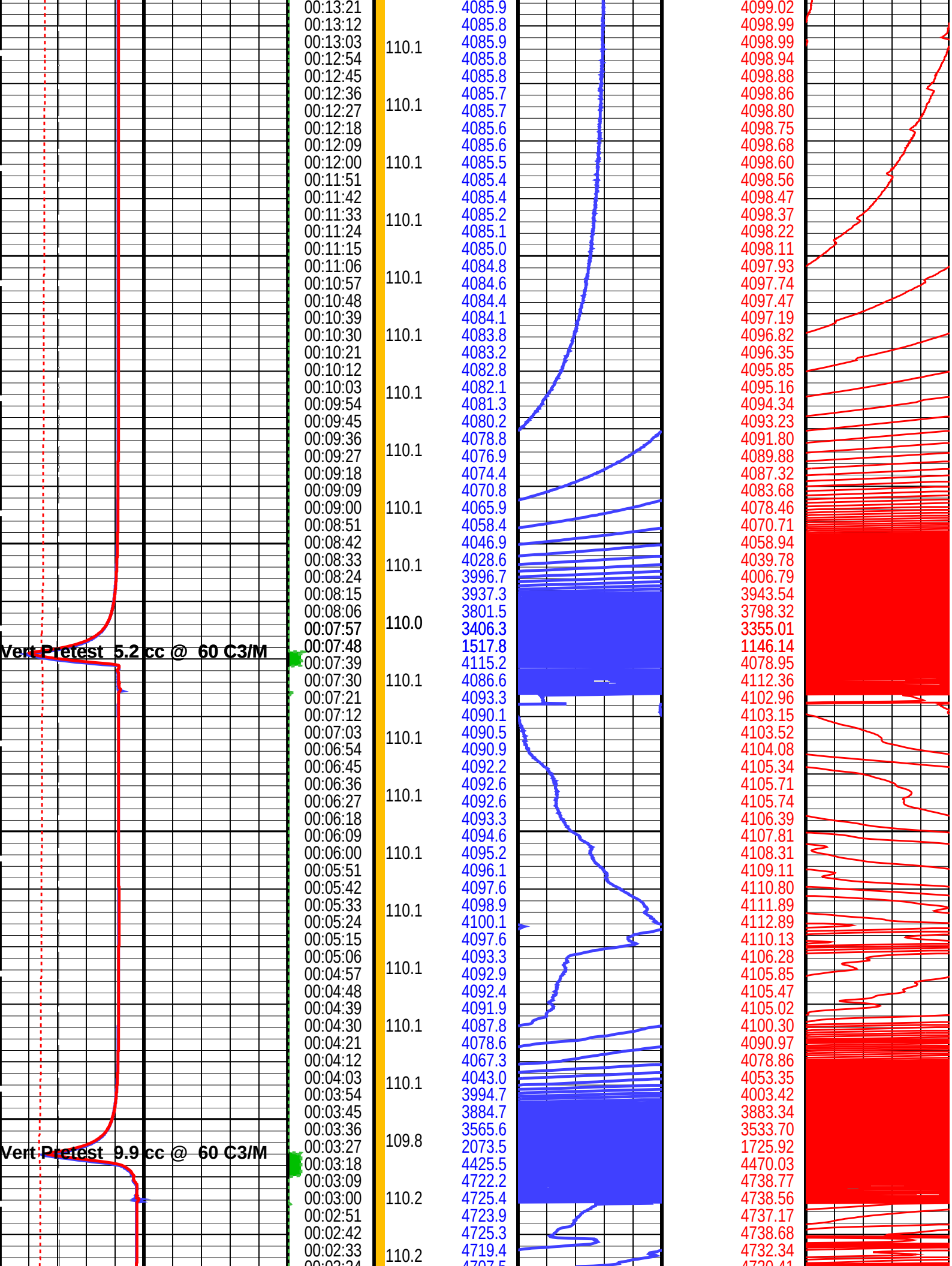
Vert Pretest 5.2 cc @ 60 C3/M
Vert Pretest 9.9 cc @ 60 C3/M

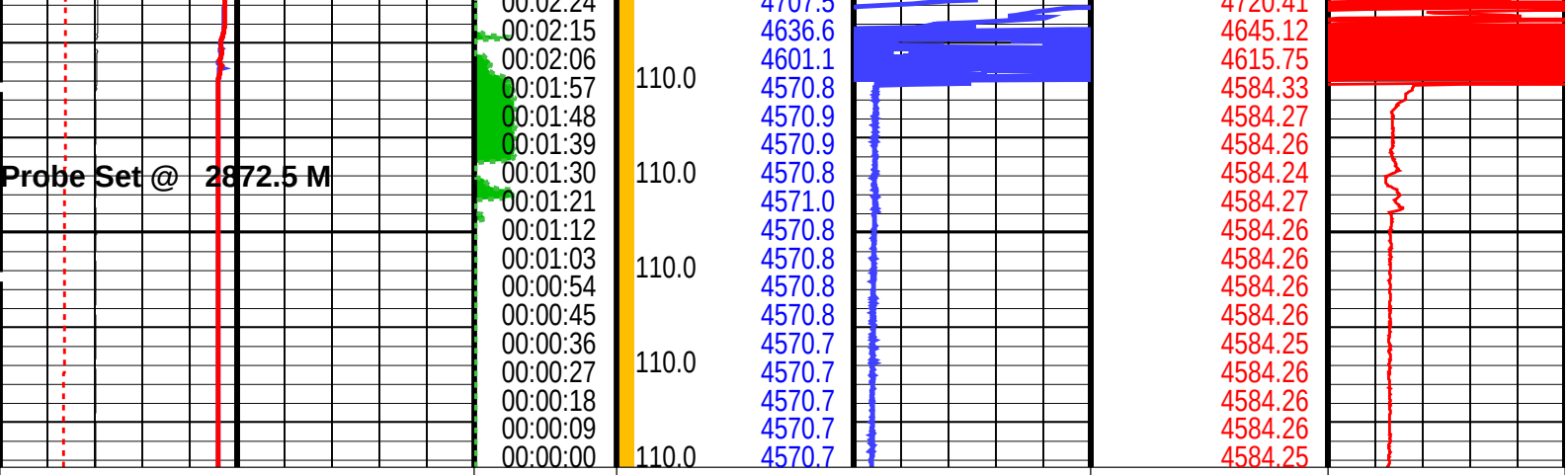

MRPS 1 Strain Gauge Pressure (BSG1)
0 (PSIG) 10000

Elapsed Time (ETIM) (S)

MRPOUD Solenoid 3 Status (POUDS3)
0 (---- 30

MRPS 1 Quartz Gauge Pressure (BQP1) (PSIA)

MRPS 1 Quartz Gauge Pressure (BQP1)
0 (PSIA) 1

MRPS 1 Quartz Gauge Pressure (BQP1)
0 (PSIA) 10000

MRHY 1 Motor Speed (HMS1) (RPM)
0 8000

MRPS 1 Strain Gauge Pressure (BSG1) (PSIG)

MRPS 1 Strain Gauge Pressure (BSG1)
0 (PSIG) 10

MRPS 1 Resistivity Cell Temperature (B1TR)
100 (DEGC) 150

MRPS 1 Resistivity Cell Temperature (B1TR) (DEGC)

MRPS 1 Quartz Gauge Temperature (BQT1)
100 (DEGC) 150

PIP SUMMARY

Time Mark Every 60 S

Parameters

DLIS Name	Description	Value	
	MRPS_1: Single Probe Module (MRPS) 1		
QGCA	Quartz Gauge Pressure Correction Applied	DYCO	
QGDA	Quartz Gauge Deviation Angle	0	DEG
QGFD	Quartz Gauge Flow Line Density	1	G/C3
	LFA: Live Fluid Analyzer		
PDCO	Probe Depth Correction Offset	0	M
	MRPC: Power Cartridge		
PDCO	Probe Depth Correction Offset	0	M

Format: MRPS_1_SGQG_Station Vertical Scale: 1" per 60S Graphics File Created: 25-Nov-2004 18:51

OP System Version: 12C0-301

MCM

MRPS_1	12C0-301	MRHY_1	12C0-301
MRPO_UD	12C0-301	LFA	12C0-301
MRMS_1	12C0-301	MRMS_2	12C0-301
MRPC	12C0-301	SGT-L	12C0-301
TCC-BF	12C0-301		

Output DLIS Files

DEFAULT MDT_OFA_051LTP FN:65 PRODUCER 25-Nov-2004 18:51

File 52 Depth, M: 2916.74 Volumetric Limited draw−down − Large−Diameter probe

Mud Pressure before test, PSIA:	4654.51
Mud Pressure after test, PSIA:	4654.57
Last build−up pressure, PSIA:	4213.93
Draw−down mobility, md/cp:	2.2

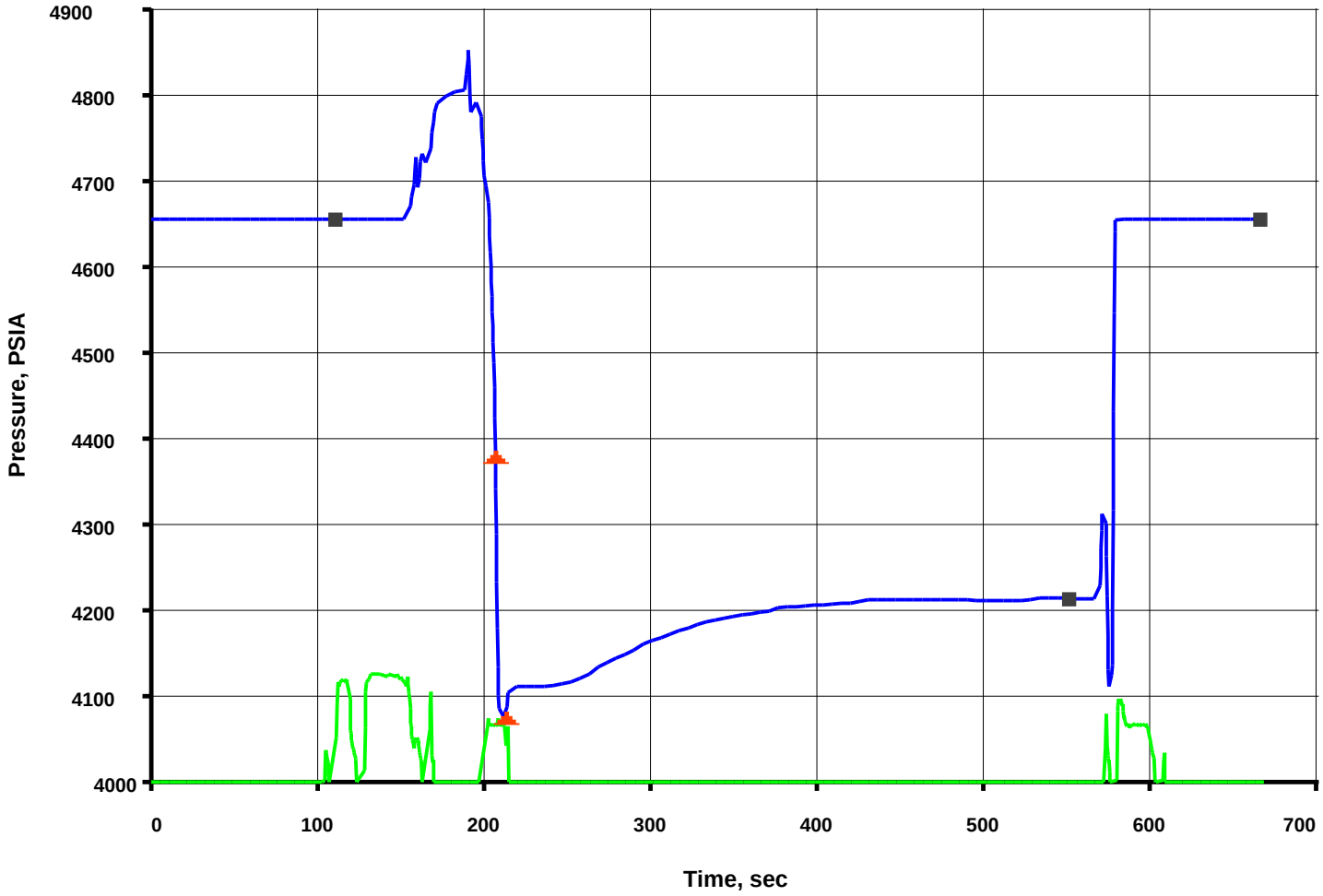

Pretest Volume: 10.0cc − MRPS_1− BQP1 Resolution: 0.010psi

Output DLIS Files

DEFAULT MDT_OFA_052LTP FN:66 PRODUCER 25−Nov−2004 19:13

Elapsed Time (s)	Event Summary
575.1	Retract Single Probe Module (MRPS) 1
197.1	Vert Pretest 10.0 cc @ 60 C3/M Single Probe Module (MRPS) 1
123.9	Probe Set @ 2916.7 M Single Probe Module (MRPS) 1

PIP SUMMARY

Time Mark Every 60 S

MRPS 1 Quartz Gauge Temperature (BQT1)

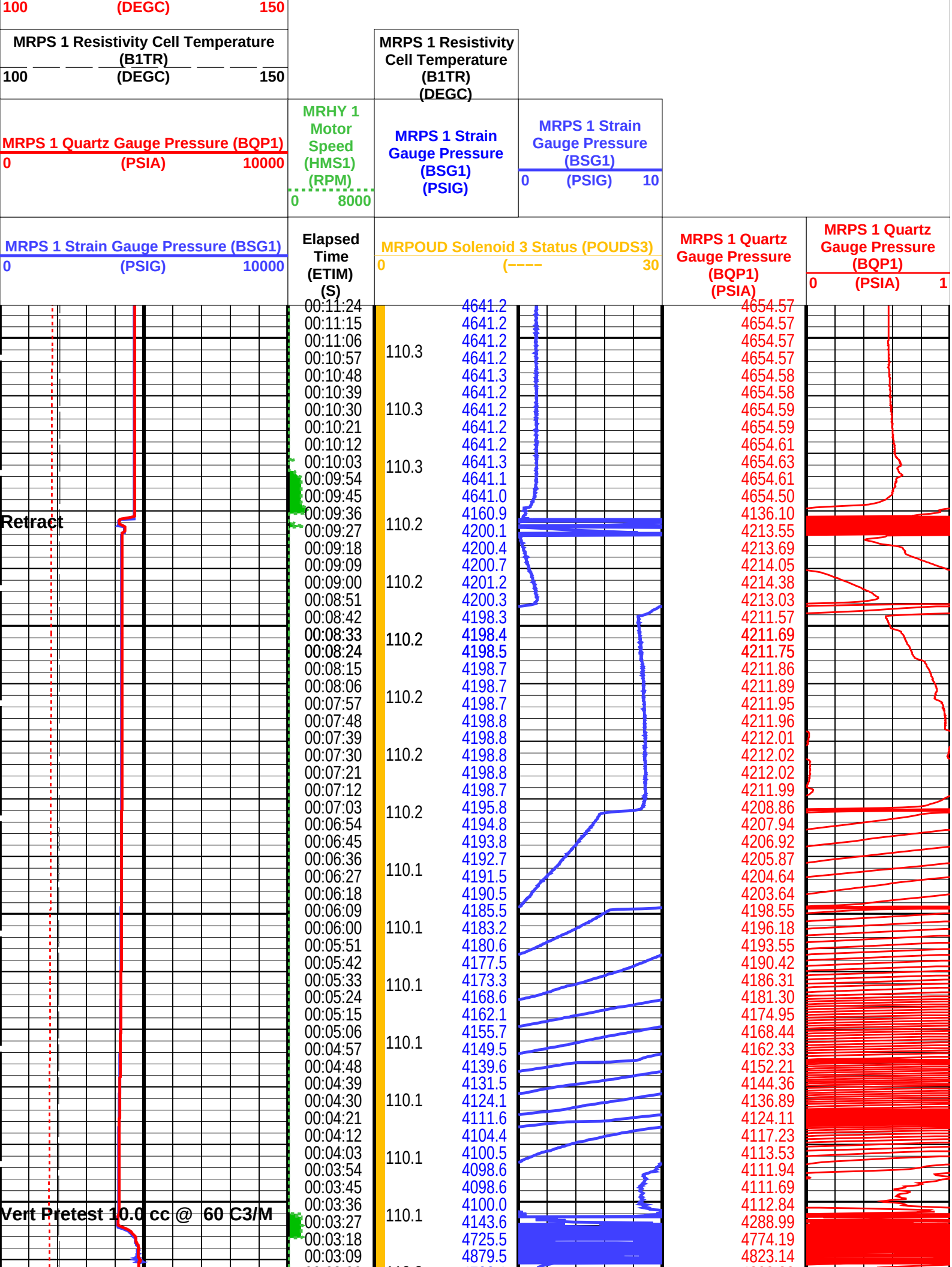
100 (DEGC) 150
MRPS 1 Resistivity Cell Temperature (B1TR)
100 (DEGC) 150
MRPS 1 Resistivity Cell Temperature (B1TR) (DEGC)
MRPS 1 Quartz Gauge Pressure (BQP1)
0 (PSIA) 10000
MRHY 1 Motor Speed (HMS1) (RPM)
0 8000
MRPS 1 Strain Gauge Pressure (BSG1) (PSIG)
MRPS 1 Strain Gauge Pressure (BSG1)
0 (PSIG) 10
MRPS 1 Strain Gauge Pressure (BSG1)
0 (PSIG) 10000
Elapsed Time (ETIM) (S)
MRPOUD Solenoid 3 Status (POUDS3)
0 (---- 30
MRPS 1 Quartz Gauge Pressure (BQP1) (PSIA)
MRPS 1 Quartz Gauge Pressure (BQP1)
0 (PSIA) 1
Retract
Vert Pretest 10.0 cc @ 60 C3/M
00:11:24 00:11:15 00:11:06 00:10:57 00:10:48 00:10:39 00:10:30 00:10:21 00:10:12 00:10:03 00:09:54 00:09:45 00:09:36 00:09:27 00:09:18 00:09:09 00:09:00 00:08:51 00:08:42 00:08:33 00:08:24 00:08:15 00:08:06 00:07:57 00:07:48 00:07:39 00:07:30 00:07:21 00:07:12 00:07:03 00:06:54 00:06:45 00:06:36 00:06:27 00:06:18 00:06:09 00:06:00 00:05:51 00:05:42 00:05:33 00:05:24 00:05:15 00:05:06 00:04:57 00:04:48 00:04:39 00:04:30 00:04:21 00:04:12 00:04:03 00:03:54 00:03:45 00:03:36 00:03:27 00:03:18 00:03:09
110.3 110.3 110.2 110.2 110.2 110.2 110.2 110.1 110.1 110.1 110.1 110.1
4641.2 4641.2 4641.2 4641.2 4641.3 4641.2 4641.2 4641.2 4641.3 4641.1 4641.0 4160.9 4200.1 4200.4 4200.7 4201.2 4200.3 4198.3 4198.4 4198.5 4198.7 4198.7 4198.7 4198.8 4198.8 4198.8 4198.8 4198.7 4195.8 4194.8 4193.8 4192.7 4191.5 4190.5 4185.5 4183.2 4180.6 4177.5 4173.3 4168.6 4162.1 4155.7 4149.5 4139.6 4131.5 4124.1 4111.6 4104.4 4100.5 4098.6 4098.6 4100.0 4143.6 4725.5 4879.5
4654.57 4654.57 4654.57 4654.57 4654.58 4654.58 4654.59 4654.59 4654.61 4654.63 4654.61 4654.50 4136.10 4213.55 4213.69 4214.05 4214.38 4213.03 4211.57 4211.69 4211.75 4211.86 4211.89 4211.95 4211.96 4212.01 4212.02 4212.02 4211.99 4208.86 4207.94 4206.92 4205.87 4204.64 4203.64 4198.55 4196.18 4193.55 4190.42 4186.31 4181.30 4174.95 4168.44 4162.33 4152.21 4144.36 4136.89 4124.11 4117.23 4113.53 4111.94 4111.69 4112.84 4288.99 4774.19 4823.14

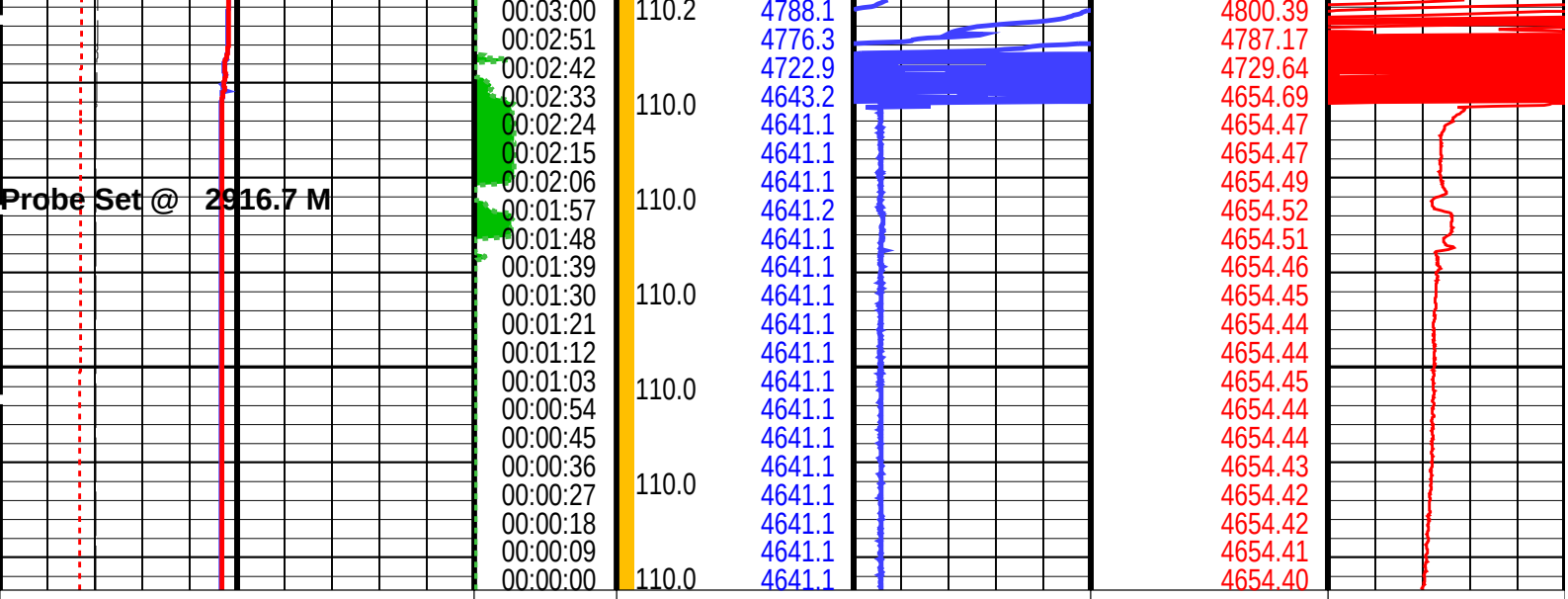

MRPS 1 Strain Gauge Pressure (BSG1)
0 (PSIG) 10000

Elapsed Time (ETIM) (S)

MRPOUD Solenoid 3 Status (POUDS3)
0 (----- 30

MRPS 1 Quartz Gauge Pressure (BQP1) (PSIA)

MRPS 1 Quartz Gauge Pressure (BQP1)
0 (PSIA) 1

MRPS 1 Quartz Gauge Pressure (BQP1)
0 (PSIA) 10000

MRHY 1 Motor Speed (HMS1) (RPM)
0 8000

MRPS 1 Strain Gauge Pressure (BSG1) (PSIG)

MRPS 1 Strain Gauge Pressure (BSG1)
0 (PSIG) 10

MRPS 1 Resistivity Cell Temperature (B1TR)
100 (DEGC) 150

MRPS 1 Resistivity Cell Temperature (B1TR) (DEGC)

MRPS 1 Quartz Gauge Temperature (BQT1)
100 (DEGC) 150

PIP SUMMARY

Time Mark Every 60 S

Parameters

DLIS Name	Description	Value	
	MRPS_1: Single Probe Module (MRPS) 1		
QGCA	Quartz Gauge Pressure Correction Applied	DYCO	
QGDA	Quartz Gauge Deviation Angle	0	DEG
QGFD	Quartz Gauge Flow Line Density	1	G/C3
	LFA: Live Fluid Analyzer		
PDCO	Probe Depth Correction Offset	0	M
	MRPC: Power Cartridge		
PDCO	Probe Depth Correction Offset	0	M

Format: MRPS_1_SGQG_Station Vertical Scale: 1" per 60S Graphics File Created: 25-Nov-2004 19:13

OP System Version: 12C0-301

MCM

MRPS_1	12C0-301	MRHY_1	12C0-301
MRPO_UD	12C0-301	LFA	12C0-301
MRMS_1	12C0-301	MRMS_2	12C0-301
MRPC	12C0-301	SGT-L	12C0-301
TCC-BF	12C0-301		

Output DLIS Files

DEFAULT MDT_OFA_052LTP FN:66 PRODUCER 25-Nov-2004 19:13

Schlumberger

Pretest @ 2916.5 mMD

MAXIS Field Log

File 53 Depth, M: 2916.47 Volumetric Limited draw−down − Large−Diameter probe

Mud Pressure before test, PSIA:	4654.28
Mud Pressure after test, PSIA:	4654.28
Last build−up pressure, PSIA:	4110.89
Draw−down mobility, md/cp:	5.5

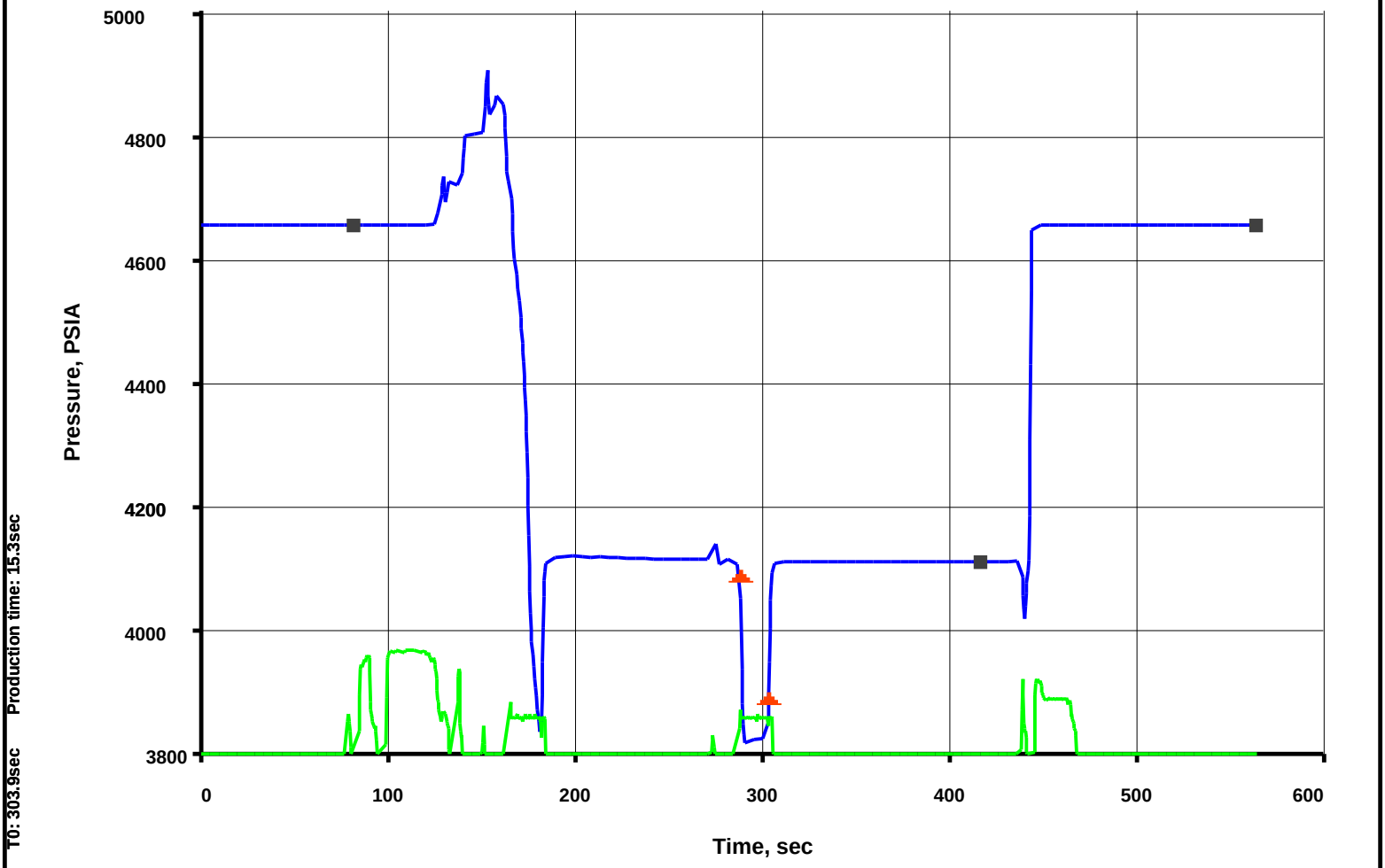

Pretest Volume: 9.9 cc − MRPS_1− BQP1 Resolution: 0.010psi

Output DLIS Files

DEFAULT	MDT_OFA_053LTP	FN:67	PRODUCER	25−Nov−2004 19:27	2916.5 M	1.5 M

Elapsed Time (s)	Event Summary
441.6	Retract Single Probe Module (MRPS) 1
283.5	Vert Pretest 9.9 cc @ 40 C3/M Single Probe Module (MRPS) 1
160.8	Vert Pretest 9.9 cc @ 40 C3/M Single Probe Module (MRPS) 1
94.8	Probe Set @ 2916.5 M Single Probe Module (MRPS) 1

PIP SUMMARY

Time Mark Every 60 S

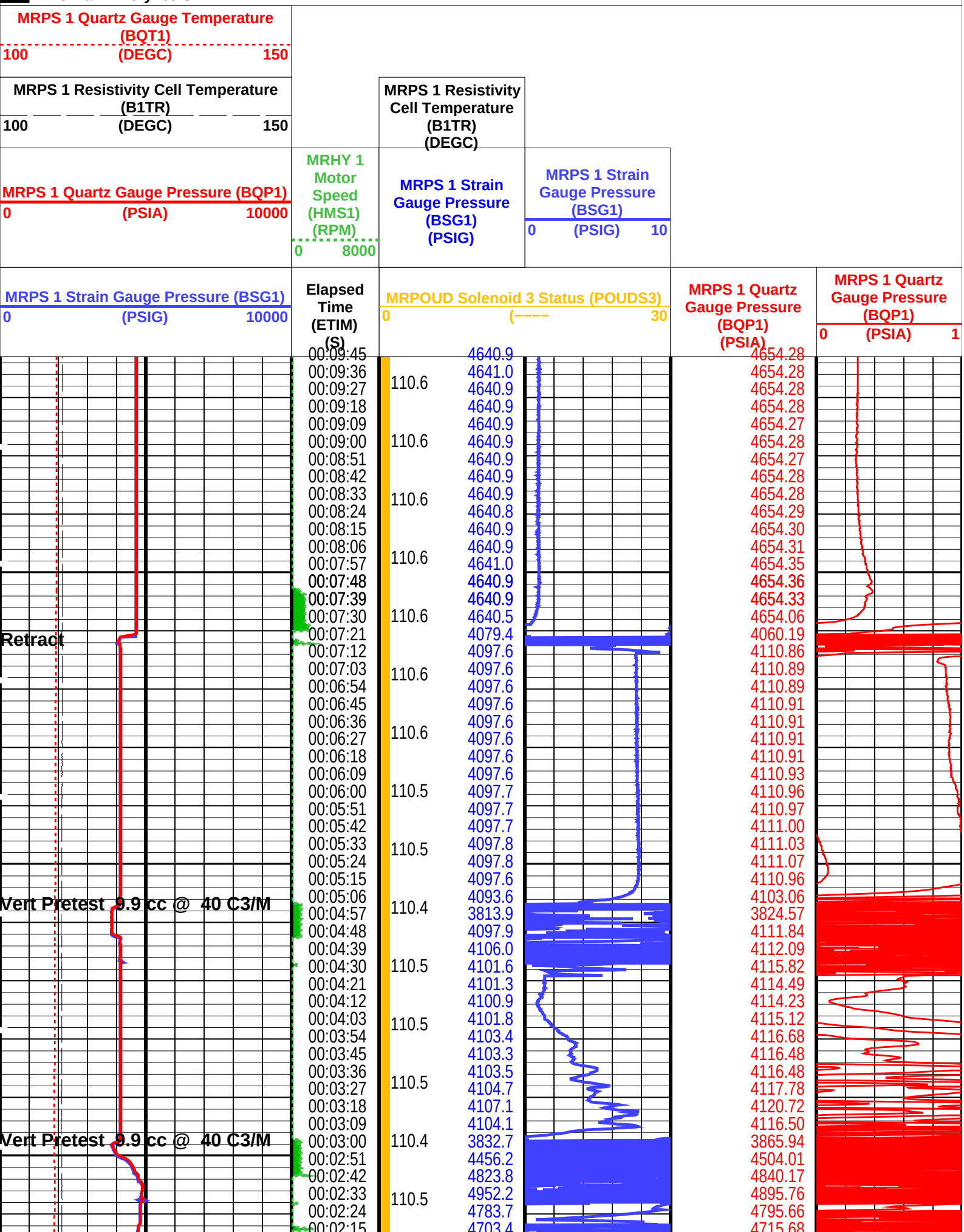

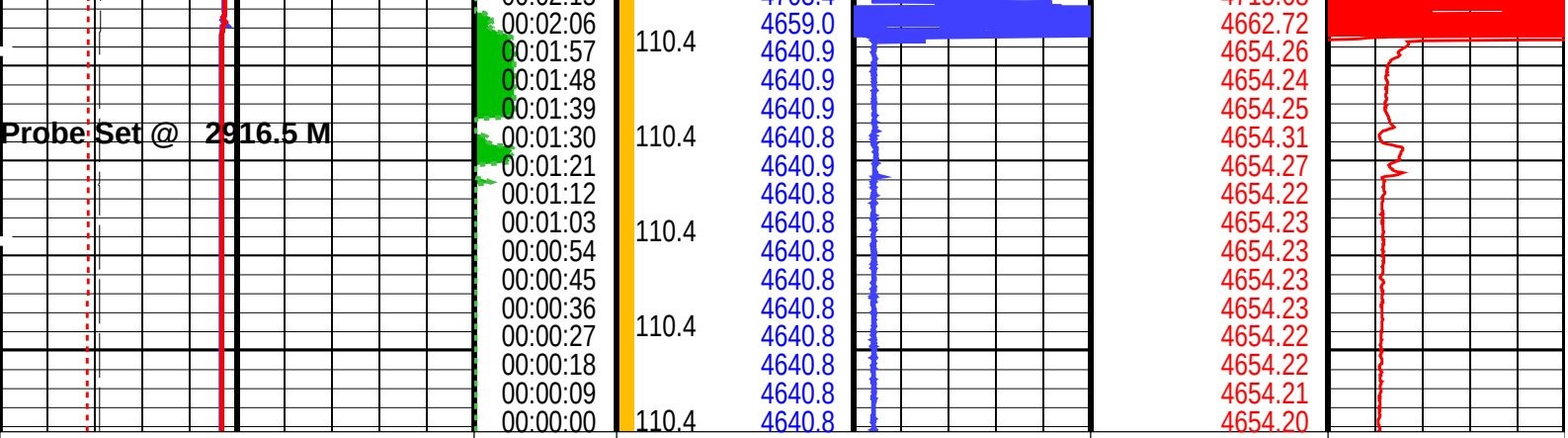

MRPS 1 Strain Gauge Pressure (BSG1)	Elapsed Time (ETIM) (S)	MRPOUD Solenoid 3 Status (POUDS3)	MRPS 1 Quartz Gauge Pressure (BQP1) (PSIA)	MRPS 1 Quartz Gauge Pressure (BQP1)
0 (PSIG) 10000		0 (---- 30		0 (PSIA) 1

MRPS 1 Quartz Gauge Pressure (BQP1)	MRHY 1 Motor Speed (HMS1) (RPM)	MRPS 1 Strain Gauge Pressure (BSG1) (PSIG)	MRPS 1 Strain Gauge Pressure (BSG1)
0 (PSIA) 10000	0 8000		0 (PSIG) 10

MRPS 1 Resistivity Cell Temperature (B1TR)	MRPS 1 Resistivity Cell Temperature (B1TR) (DEGC)
100 (DEGC) 150	

MRPS 1 Quartz Gauge Temperature (BQT1)
100 (DEGC) 150

PIP SUMMARY

Time Mark Every 60 S

Parameters

DLIS Name	Description	Value	
	MRPS_1: Single Probe Module (MRPS) 1		
QGCA	Quartz Gauge Pressure Correction Applied	DYCO	
QGDA	Quartz Gauge Deviation Angle	0	DEG
QGFD	Quartz Gauge Flow Line Density	1	G/C3
	LFA: Live Fluid Analyzer		
PDCO	Probe Depth Correction Offset	0	M
	MRPC: Power Cartridge		
PDCO	Probe Depth Correction Offset	0	M

Format: MRPS_1_SGQG_Station Vertical Scale: 1" per 60S Graphics File Created: 25-Nov-2004 19:27

OP System Version: 12C0-301

MCM

MRPS_1	12C0-301	MRHY_1	12C0-301
MRPO_UD	12C0-301	LFA	12C0-301
MRMS_1	12C0-301	MRMS_2	12C0-301
MRPC	12C0-301	SGT-L	12C0-301
TCC-BF	12C0-301		

Output DLIS Files

DEFAULT MDT_OFA_053LTP FN:67 PRODUCER 25-Nov-2004 19:27

Schlumberger

Pretest @ 2933.0 mMD

File 54 Depth, M: 2933.00 Volumetric Limited draw−down − Large−Diameter probe

Mud Pressure before test, PSIA:	4680.5
Mud Pressure after test, PSIA:	4680.52
Last build−up pressure, PSIA:	4141.81
Draw−down mobility, md/cp:	11.1

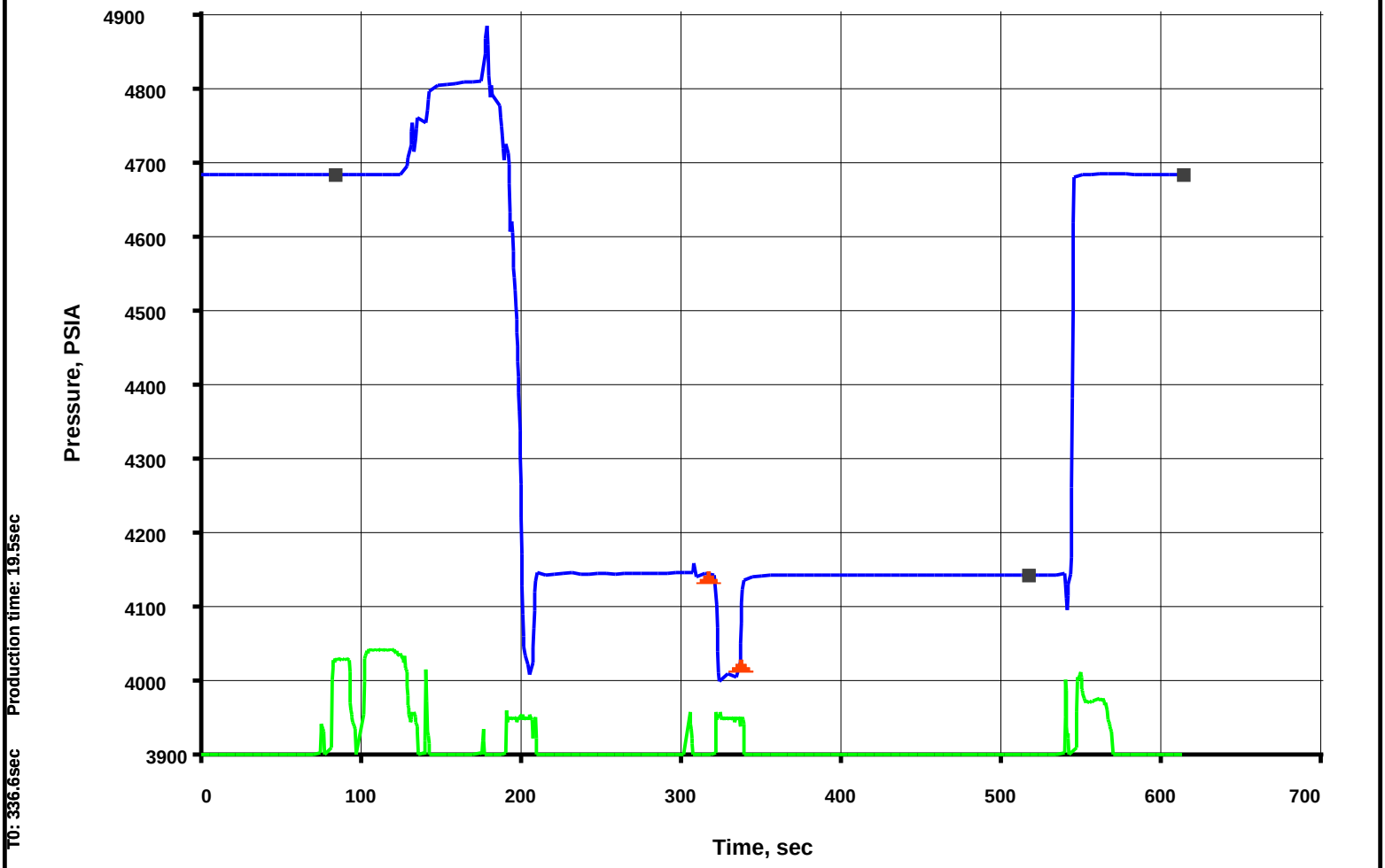

Pretest Volume: 9.9 cc − MRPS_1− BQP1 Resolution: 0.010psi

Output DLIS Files

DEFAULT MDT_OFA_054LTP FN:68 PRODUCER 25−Nov−2004 19:42

Elapsed Time (s)	Event Summary
541.5	Retract Single Probe Module (MRPS) 1
316.5	Vert Pretest 9.9 cc @ 40 C3/M Single Probe Module (MRPS) 1
185.7	Vert Pretest 10.0 cc @ 40 C3/M Single Probe Module (MRPS) 1
97.2	Probe Set @ 2933.0 M Single Probe Module (MRPS) 1

PIP SUMMARY

Time Mark Every 60 S

MRPS 1 Quartz Gauge Temperature (BQT1)

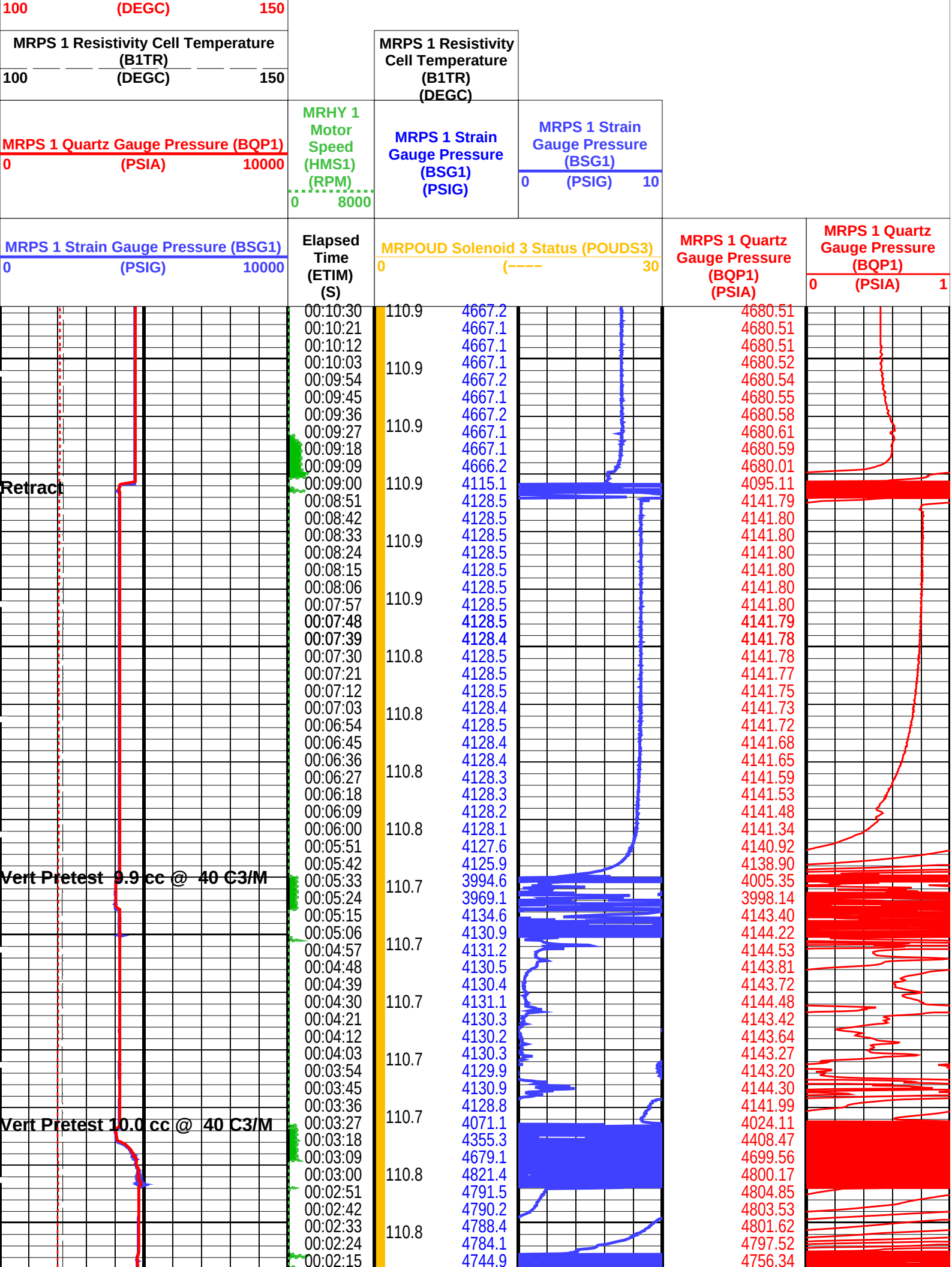
100 (DEGC) 150
MRPS 1 Resistivity Cell Temperature (B1TR)
100 (DEGC) 150
MRPS 1 Resistivity Cell Temperature (B1TR) (DEGC)
MRPS 1 Quartz Gauge Pressure (BQP1)
0 (PSIA) 10000
MRHY 1 Motor Speed (HMS1) (RPM)
0 8000
MRPS 1 Strain Gauge Pressure (BSG1) (PSIG)
MRPS 1 Strain Gauge Pressure (BSG1)
0 (PSIG) 10
MRPS 1 Strain Gauge Pressure (BSG1)
0 (PSIG) 10000
Elapsed Time (ETIM) (S)
MRPOUD Solenoid 3 Status (POUDS3)
0 (---- 30
MRPS 1 Quartz Gauge Pressure (BQP1) (PSIA)
MRPS 1 Quartz Gauge Pressure (BQP1)
0 (PSIA) 1
Retract
Vert Pretest 9.9 cc @ 40 C3/M
Vert Pretest 10.0 cc @ 40 C3/M
00:10:30 110.9 4667.2 4680.51
00:10:21 4667.1 4680.51
00:10:12 4667.1 4680.51
00:10:03 110.9 4667.1 4680.52
00:09:54 4667.2 4680.54
00:09:45 4667.1 4680.55
00:09:36 4667.2 4680.58
00:09:27 110.9 4667.1 4680.61
00:09:18 4667.1 4680.59
00:09:09 4666.2 4680.01
00:09:00 110.9 4115.1 4095.11
00:08:51 4128.5 4141.79
00:08:42 4128.5 4141.80
00:08:33 110.9 4128.5 4141.80
00:08:24 4128.5 4141.80
00:08:15 4128.5 4141.80
00:08:06 4128.5 4141.80
00:07:57 110.9 4128.5 4141.80
00:07:48 4128.5 4141.79
00:07:39 4128.4 4141.78
00:07:30 110.8 4128.5 4141.78
00:07:21 4128.5 4141.77
00:07:12 4128.5 4141.75
00:07:03 110.8 4128.4 4141.73
00:06:54 4128.5 4141.72
00:06:45 4128.4 4141.68
00:06:36 4128.4 4141.65
00:06:27 110.8 4128.3 4141.59
00:06:18 4128.3 4141.53
00:06:09 4128.2 4141.48
00:06:00 110.8 4128.1 4141.34
00:05:51 4127.6 4140.92
00:05:42 4125.9 4138.90
00:05:33 110.7 3994.6 4005.35
00:05:24 3969.1 3998.14
00:05:15 4134.6 4143.40
00:05:06 110.7 4130.9 4144.22
00:04:57 4131.2 4144.53
00:04:48 4130.5 4143.81
00:04:39 4130.4 4143.72
00:04:30 110.7 4131.1 4144.48
00:04:21 4130.3 4143.42
00:04:12 4130.2 4143.64
00:04:03 110.7 4130.3 4143.27
00:03:54 4129.9 4143.20
00:03:45 4130.9 4144.30
00:03:36 4128.8 4141.99
00:03:27 110.7 4071.1 4024.11
00:03:18 4355.3 4408.47
00:03:09 4679.1 4699.56
00:03:00 110.8 4821.4 4800.17
00:02:51 4791.5 4804.85
00:02:42 4790.2 4803.53
00:02:33 4788.4 4801.62
00:02:24 110.8 4784.1 4797.52
00:02:15 4744.9 4756.34

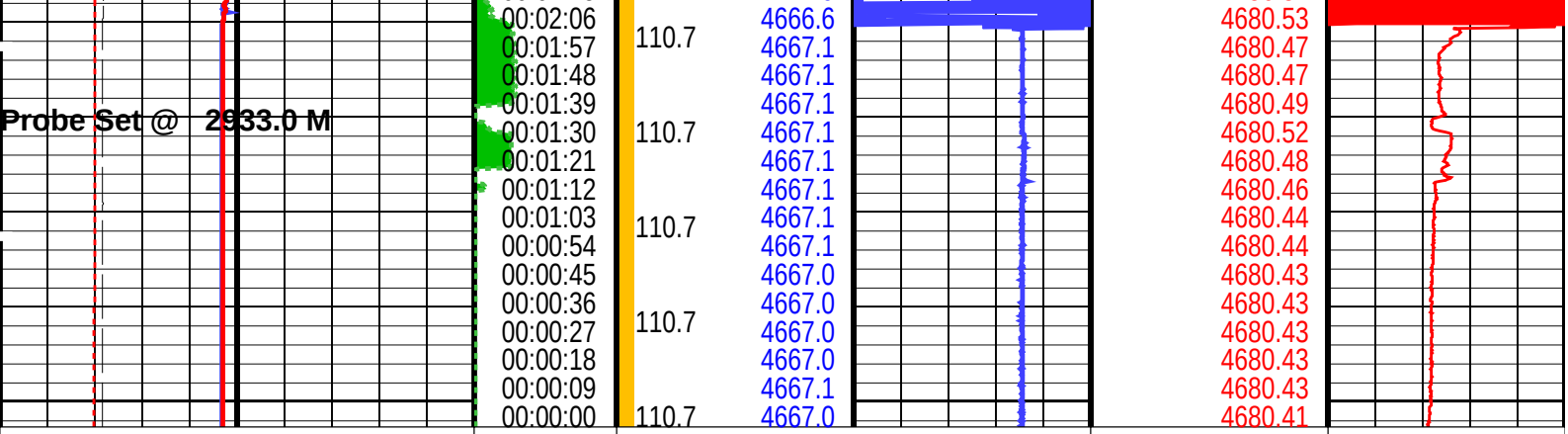

MRPS 1 Strain Gauge Pressure (BSG1)
0 (PSIG) 10000

Elapsed Time (ETIM) (S)

MRPOUD Solenoid 3 Status (POUDS3)
0 (----- 30

MRPS 1 Quartz Gauge Pressure (BQP1) (PSIA)

MRPS 1 Quartz Gauge Pressure (BQP1)
0 (PSIA) 1

MRPS 1 Quartz Gauge Pressure (BQP1)
0 (PSIA) 10000

MRHY 1 Motor Speed (HMS1) (RPM)
0 8000

MRPS 1 Strain Gauge Pressure (BSG1) (PSIG)

MRPS 1 Strain Gauge Pressure (BSG1)
0 (PSIG) 10

MRPS 1 Resistivity Cell Temperature (B1TR)
100 (DEGC) 150

MRPS 1 Resistivity Cell Temperature (B1TR) (DEGC)

MRPS 1 Quartz Gauge Temperature (BQT1)
100 (DEGC) 150

PIP SUMMARY

Time Mark Every 60 S

Parameters

DLIS Name	Description	Value	
	MRPS_1: Single Probe Module (MRPS) 1		
QGCA	Quartz Gauge Pressure Correction Applied	DYCO	
QGDA	Quartz Gauge Deviation Angle	0	DEG
QGFD	Quartz Gauge Flow Line Density	1	G/C3
	LFA: Live Fluid Analyzer		
PDCO	Probe Depth Correction Offset	0	M
	MRPC: Power Cartridge		
PDCO	Probe Depth Correction Offset	0	M

Format: MRPS_1_SGQG_Station Vertical Scale: 1" per 60S Graphics File Created: 25-Nov-2004 19:42

OP System Version: 12C0-301

MCM

MRPS_1	12C0-301	MRHY_1	12C0-301
MRPO_UD	12C0-301	LFA	12C0-301
MRMS_1	12C0-301	MRMS_2	12C0-301
MRPC	12C0-301	SGT-L	12C0-301
TCC-BF	12C0-301		

Output DLIS Files

DEFAULT MDT_OFA_054LTP FN:68 PRODUCER 25-Nov-2004 19:42

Schlumberger

Pretest @ 2959.0 mMD

File 55 Depth, M: 2958.97 Volumetric Limited draw−down − Large−Diameter probe

Mud Pressure before test, PSIA:	4721.59
Mud Pressure after test, PSIA:	4721.67
Last build−up pressure, PSIA:	4162.1
Draw−down mobility, md/cp:	252.9

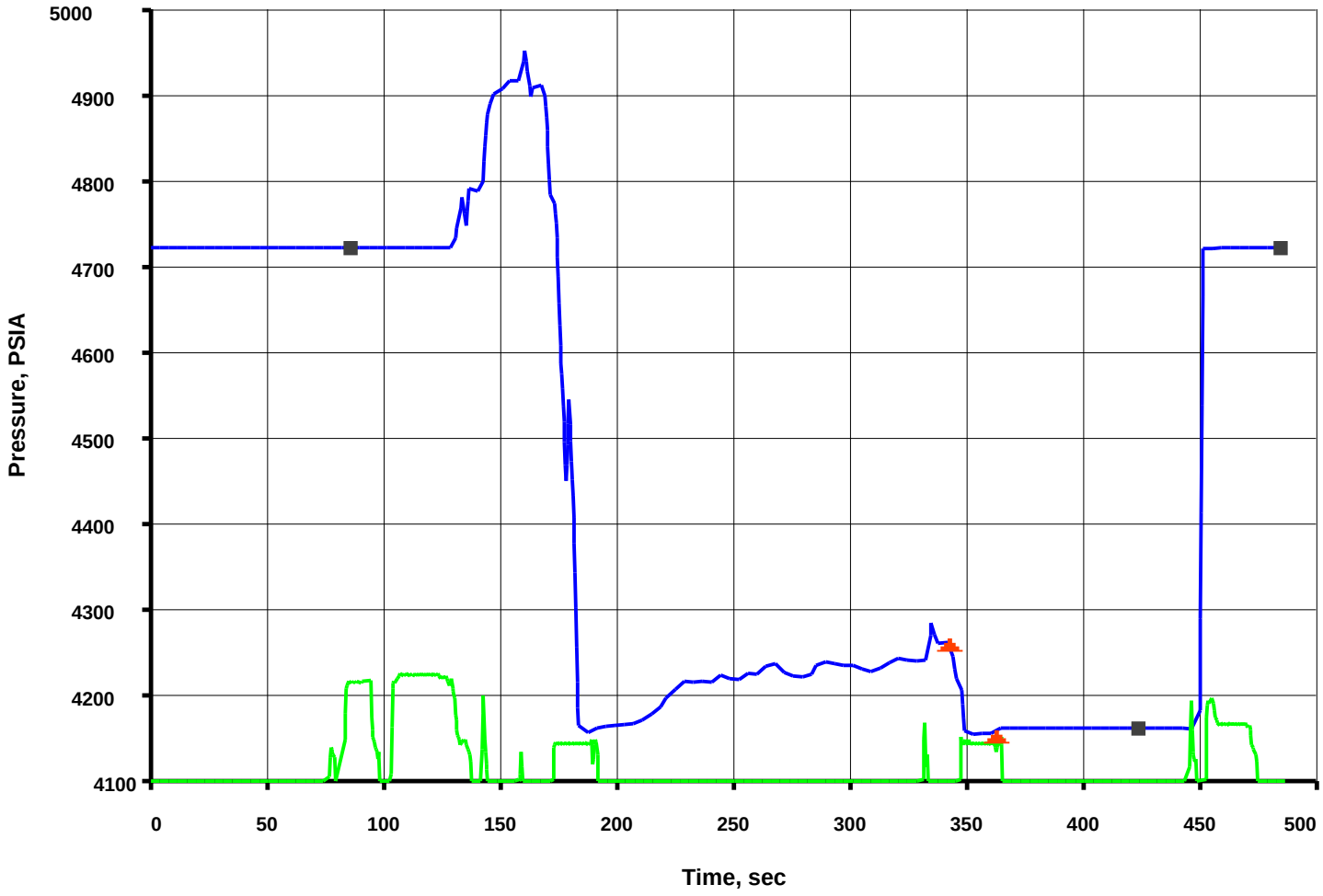

Pretest Volume: 10.0cc − MRPS_1− BQP1 Resolution: 0.010psi

Output DLIS Files

DEFAULT MDT_OFA_055LTP FN:69 PRODUCER 25−Nov−2004 19:57 2959.0 M 1.3 M

Elapsed Time (s)	Event Summary
448.8	Retract Single Probe Module (MRPS) 1
342.9	Vert Pretest 10.0 cc @ 40 C3/M Single Probe Module (MRPS) 1
168.6	Vert Pretest 9.9 cc @ 40 C3/M Single Probe Module (MRPS) 1
99.0	Probe Set @ 2959.0 M Single Probe Module (MRPS) 1

PIP SUMMARY

Time Mark Every 60 S

MRPS 1 Quartz Gauge Temperature (BQT1)

100 (DEGC) 150

MRPS 1 Resistivity Cell Temperature (B1TR)
100 (DEGC) 150

MRPS 1 Resistivity Cell Temperature (B1TR) (DEGC)

MRPS 1 Quartz Gauge Pressure (BQP1)
0 (PSIA) 10000

MRHY 1 Motor Speed (HMS1) (RPM)
0 8000

MRPS 1 Strain Gauge Pressure (BSG1) (PSIG)

MRPS 1 Strain Gauge Pressure (BSG1)
0 (PSIG) 10

MRPS 1 Strain Gauge Pressure (BSG1)
0 (PSIG) 10000

Elapsed Time (ETIM) (S)

MRPOUD Solenoid 3 Status (POUDS3)
0 (---- 30

MRPS 1 Quartz Gauge Pressure (BQP1) (PSIA)

MRPS 1 Quartz Gauge Pressure (BQP1)
0 (PSIA) 1

Retract

Vert Pretest 10.0 cc @ 40 C3/M

Vert Pretest 9.9 cc @ 40 C3/M

Probe Set @ 2959.0 M

Elapsed Time (ETIM) (S)	MRPOUD Solenoid 3 Status (POUDS3)	MRPS 1 Strain Gauge Pressure (BSG1) (PSIG)	MRPS 1 Quartz Gauge Pressure (BQP1) (PSIA)
00:08:24		4708.1	4721.67
00:08:15		4708.1	4721.67
00:08:06		4708.1	4721.68
00:07:57	111.4	4708.2	4721.72
00:07:48		4708.1	4721.70
00:07:39		4707.8	4721.58
00:07:30	111.3	4707.6	4183.21
00:07:21		4148.6	4162.40
00:07:12		4148.6	4162.10
00:07:03	111.3	4148.6	4162.10
00:06:54		4148.6	4162.10
00:06:45		4148.6	4162.10
00:06:36		4148.6	4162.10
00:06:27	111.3	4148.6	4162.09
00:06:18		4148.6	4162.10
00:06:09		4148.6	4162.09
00:06:00	111.2	4142.3	4155.85
00:05:51		4141.9	4154.94
00:05:42		4241.3	4262.25
00:05:33	111.2	4226.4	4240.13
00:05:24		4227.8	4243.01
00:05:15		4220.3	4233.25
00:05:06	111.2	4216.1	4230.16
00:04:57		4222.3	4235.75
00:04:48		4224.9	4237.82
00:04:39		4208.5	4222.04
00:04:30	111.2	4215.5	4232.37
00:04:21		4217.0	4228.69
00:04:12		4206.2	4218.87
00:04:03	111.1	4209.8	4220.98
00:03:54		4204.0	4216.50
00:03:45		4196.2	4207.31
00:03:36	111.1	4171.0	4183.06
00:03:27		4154.4	4167.84
00:03:18		4152.0	4165.41
00:03:09		4144.8	4157.43
00:03:00	111.2	4463.5	4516.38
00:02:51		4757.3	4800.79
00:02:42		4879.4	4919.31
00:02:33	111.2	4902.7	4914.49
00:02:24		4864.2	4866.46
00:02:15		4714.3	4751.57
00:02:06	111.0	4708.1	4721.63
00:01:57		4708.1	4721.56
00:01:48		4708.1	4721.56
00:01:39		4708.0	4721.54
00:01:30	111.0	4708.1	4721.59
00:01:21		4708.1	4721.60
00:01:12		4708.0	4721.55
00:01:03	111.0	4708.0	4721.54
00:00:54		4708.0	4721.54
00:00:45		4708.1	4721.55
00:00:36		4708.0	4721.54
00:00:27	111.0	4708.0	4721.53
00:00:18		4708.1	4721.52
00:00:09		4708.0	4721.51

00:00:00 111.0 4708.1 4721.50

MRPS 1 Strain Gauge Pressure (BSG1)	Elapsed Time (ETIM) (S)	MRPOUD Solenoid 3 Status (POUDS3)	MRPS 1 Quartz Gauge Pressure (BQP1) (PSIA)	MRPS 1 Quartz Gauge Pressure (BQP1)
0 (PSIG) 10000		0 (---- 30		0 (PSIA) 1

MRPS 1 Quartz Gauge Pressure (BQP1)	MRHY 1 Motor Speed (HMS1) (RPM)	MRPS 1 Strain Gauge Pressure (BSG1) (PSIG)	MRPS 1 Strain Gauge Pressure (BSG1)
0 (PSIA) 10000	0 8000		0 (PSIG) 10

MRPS 1 Resistivity Cell Temperature (B1TR)	MRPS 1 Resistivity Cell Temperature (B1TR) (DEGC)
100 (DEGC) 150	

MRPS 1 Quartz Gauge Temperature (BQT1)
100 (DEGC) 150

PIP SUMMARY

Time Mark Every 60 S

Parameters

DLIS Name	Description	Value	
	MRPS_1: Single Probe Module (MRPS) 1		
QGCA	Quartz Gauge Pressure Correction Applied	DYCO	
QGDA	Quartz Gauge Deviation Angle	0	DEG
QGFD	Quartz Gauge Flow Line Density	1	G/C3
	LFA: Live Fluid Analyzer		
PDCO	Probe Depth Correction Offset	0	M
	MRPC: Power Cartridge		
PDCO	Probe Depth Correction Offset	0	M

Format: MRPS_1_SGQG_Station Vertical Scale: 1" per 60S Graphics File Created: 25-Nov-2004 19:57

OP System Version: 12C0-301

MCM

MRPS_1	12C0-301	MRHY_1	12C0-301
MRPO_UD	12C0-301	LFA	12C0-301
MRMS_1	12C0-301	MRMS_2	12C0-301
MRPC	12C0-301	SGT-L	12C0-301
TCC-BF	12C0-301		

Output DLIS Files

DEFAULT MDT_OFA_055LTP FN:69 PRODUCER 25-Nov-2004 19:57

Schlumberger

Pretest @ 2968.0 mMD

MAXIS Field Log

File 56 Depth, M: 2967.99 Volumetric Limited draw-down - Large-Diameter probe

Mud Pressure before test, PSIA:	4735.93
Mud Pressure after test, PSIA:	4736.07
Last build-up pressure, PSIA:	4202.77
Draw-down mobility, md/cp:	21.2

5000

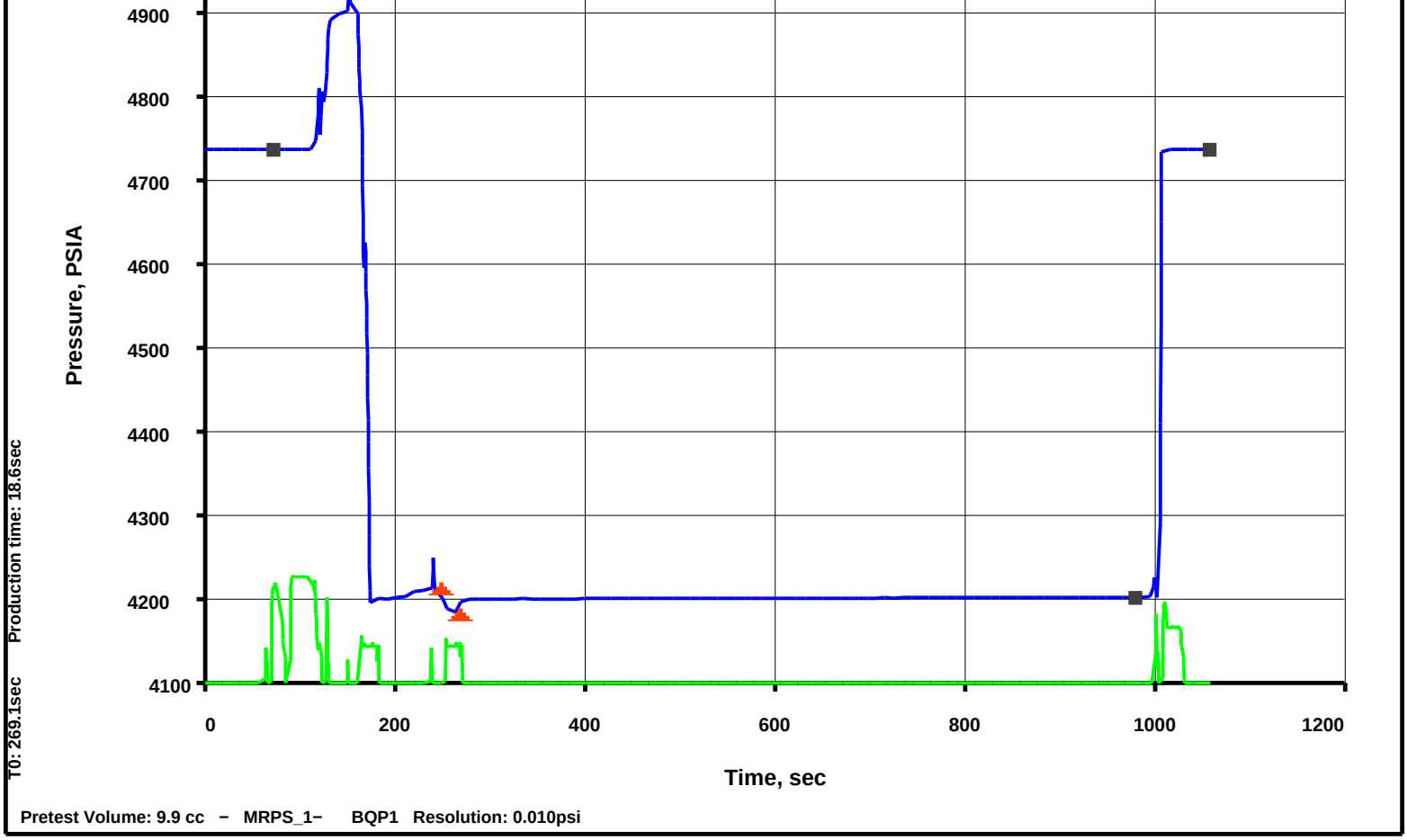

Output DLIS Files

DEFAULT **MDT_OFA_056LTP** **FN:70** **PRODUCER** **25–Nov–2004 20:08**

Elapsed Time (s)	Event Summary
1004.4	Retract Single Probe Module (MRPS) 1
248.7	Vert Pretest 9.9 cc @ 40 C3/M Single Probe Module (MRPS) 1
160.2	Vert Pretest 9.9 cc @ 40 C3/M Single Probe Module (MRPS) 1
85.8	Probe Set @ 2968.0 M Single Probe Module (MRPS) 1

PIP SUMMARY

Time Mark Every 60 S

MRPS 1 Quartz Gauge Temperature (BQT1)
100 (DEGC) 150

MRPS 1 Resistivity Cell Temperature (B1TR)
100 (DEGC) 150

MRPS 1 Resistivity Cell Temperature (B1TR) (DEGC)

MRPS 1 Quartz Gauge Pressure (BQP1)
0 (PSIA) 10000

MRHY 1 Motor Speed (HMS1) (RPM)
0 8000

MRPS 1 Strain Gauge Pressure (BSG1) (PSIG)

MRPS 1 Strain Gauge Pressure (BSG1)
0 (PSIG) 10

MRPS 1 Strain Gauge Pressure (BSG1)

Elapsed

MRPQUD Solenoid 3 Status (POUDS3)

MRPS 1 Quartz

MRPS 1 Quartz Gauge Pressure


0
(PSIG)
10000
Time (ETIM) (S)
0
(----
30
Gauge Pressure (BQP1) (PSIA)
0
(PSIA)
1
Retract



MRPS 1 Strain Gauge Pressure (BSG1)
0 (PSIG) 10000

Elapsed Time (ETIM) (S)

MRPOUD Solenoid 3 Status (POUDS3)
0 (---- 30

MRPS 1 Quartz Gauge Pressure (BQP1) (PSIA)

MRPS 1 Quartz Gauge Pressure (BQP1)
0 (PSIA) 1

MRPS 1 Quartz Gauge Pressure (BQP1)
0 (PSIA) 10000

MRHY 1 Motor Speed (HMS1) (RPM)
0 8000

MRPS 1 Strain Gauge Pressure (BSG1) (PSIG)

MRPS 1 Strain Gauge Pressure (BSG1)
0 (PSIG) 10

MRPS 1 Resistivity Cell Temperature (B1TR)
100 (DEGC) 150

MRPS 1 Resistivity Cell Temperature (B1TR) (DEGC)

MRPS 1 Quartz Gauge Temperature (BQT1)
100 (DEGC) 150

PIP SUMMARY

Time Mark Every 60 S

Parameters

DLIS Name	Description	Value	
	MRPS_1: Single Probe Module (MRPS) 1		
QGCA	Quartz Gauge Pressure Correction Applied	DYCO	
QGDA	Quartz Gauge Deviation Angle	0	DEG
QGFD	Quartz Gauge Flow Line Density	1	G/C3
	LFA: Live Fluid Analyzer		
PDCO	Probe Depth Correction Offset	0	M
	MRPC: Power Cartridge		
PDCO	Probe Depth Correction Offset	0	M

Format: MRPS_1_SGQG_Station Vertical Scale: 1" per 60S Graphics File Created: 25−Nov−2004 20:08

OP System Version: 12C0−301

MCM

MRPS_1	12C0−301	MRHY_1	12C0−301
MRPO_UD	12C0−301	LFA	12C0−301
MRMS_1	12C0−301	MRMS_2	12C0−301
MRPC	12C0−301	SGT−L	12C0−301
TCC−BF	12C0−301		

Output DLIS Files

DEFAULT MDT_OFA_056LTP FN:70 PRODUCER 25−Nov−2004 20:08

Schlumberger

Pretest @ 2971.0 mMD

MAXIS Field Log

File 57 Depth, M: 2970.99 Volumetric Limited draw−down − Large−Diameter probe

Mud Pressure before test, PSIA:	4740.85
Mud Pressure after test, PSIA:	4740.85
Last build−up pressure, PSIA:	4201.48
Draw−down mobility, md/cp:	47.6

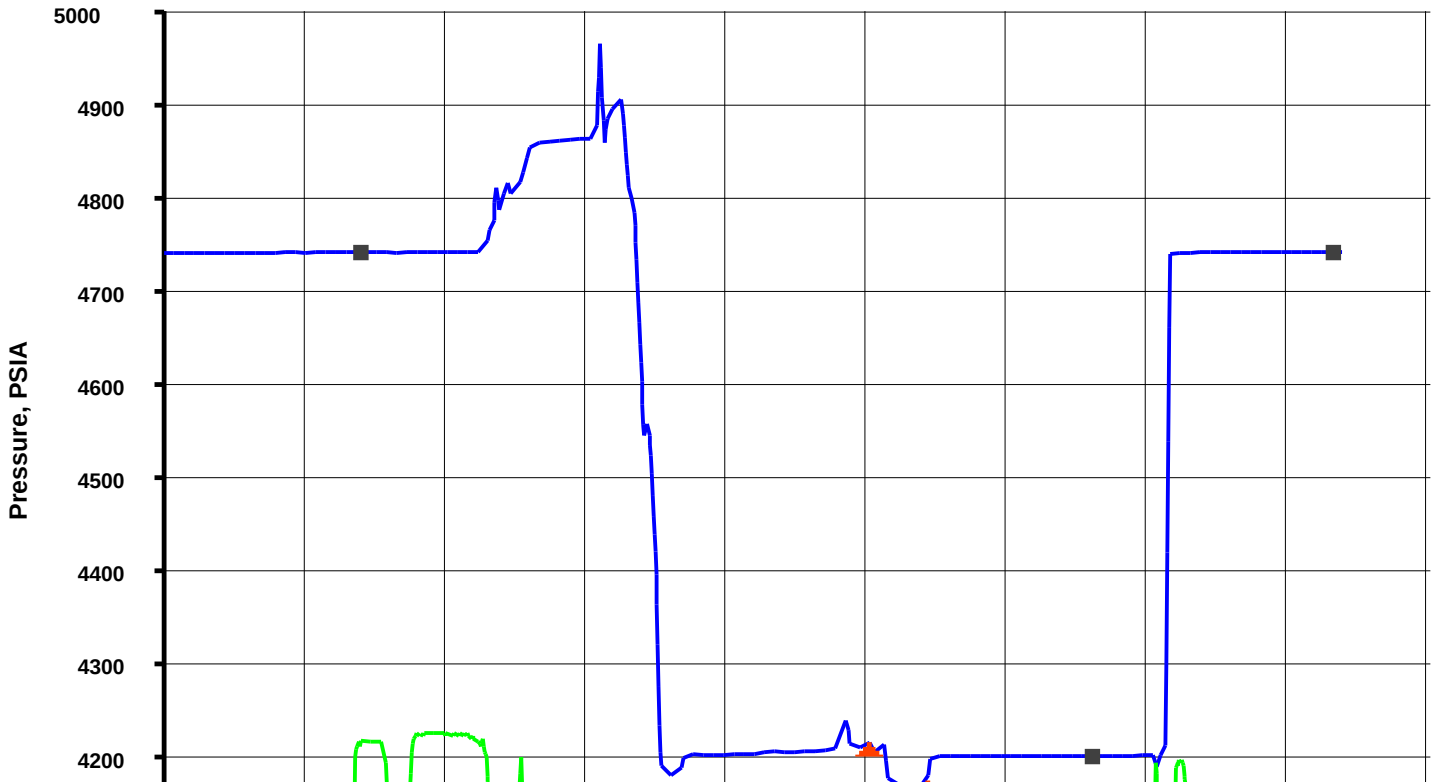

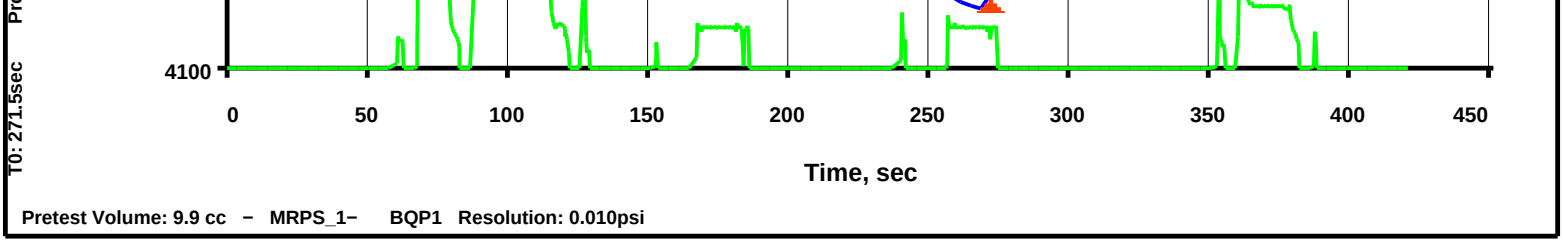

Output DLIS Files

DEFAULT MDT_OFA_057LTP FN:71 PRODUCER 25–Nov–2004 20:30 2971.0 M 1.1 M

Elapsed Time (s)	Event Summary
354.6	Retract Single Probe Module (MRPS) 1
250.8	Vert Pretest 9.9 cc @ 40 C3/M Single Probe Module (MRPS) 1
162.3	Vert Pretest 9.9 cc @ 40 C3/M Single Probe Module (MRPS) 1
83.4	Probe Set @ 2971.0 M Single Probe Module (MRPS) 1

PIP SUMMARY

Time Mark Every 60 S

MRPS 1 Quartz Gauge Temperature (BQT1)
100 (DEGC) 150

MRPS 1 Resistivity Cell Temperature (B1TR)
100 (DEGC) 150

MRPS 1 Quartz Gauge Pressure (BQP1)
0 (PSIA) 10000

MRHY 1 Motor Speed (HMS1) (RPM)
0 8000

MRPS 1 Resistivity Cell Temperature (B1TR) (DEGC)

MRPS 1 Strain Gauge Pressure (BSG1) (PSIG)

MRPS 1 Strain Gauge Pressure (BSG1)
0 (PSIG) 10

MRPS 1 Strain Gauge Pressure (BSG1)
0 (PSIG) 10000

Elapsed Time (ETIM) (S)	MRPOUD Solenoid 3 Status (POUDS3) 0 (----- 30		MRPS 1 Quartz Gauge Pressure (BQP1) (PSIA)	MRPS 1 Quartz Gauge Pressure (BQP1) 0 (PSIA) 1
00:07:12		4727.3	4740.84	
00:07:03	112.1	4727.4	4740.84	
00:06:54		4727.4	4740.86	
00:06:45		4727.4	4740.85	
00:06:36		4727.4	4740.88	
00:06:27	112.1	4727.4	4740.91	
00:06:18		4727.4	4740.93	
00:06:09		4727.3	4740.89	
00:06:00	112.1	4726.4	4740.13	
00:05:51		4188.0	4202.43	
00:05:42		4188.0	4201.48	
00:05:33	112.1	4188.0	4201.49	
00:05:24		4188.0	4201.50	
00:05:15		4188.0	4201.49	
00:05:06	112.1	4188.0	4201.47	
00:04:57		4188.0	4201.47	
00:04:48		4188.0	4201.47	
00:04:39		4187.9	4201.44	
00:04:30	112.1	4148.7	4163.12	
00:04:21		4156.0	4170.86	
00:04:12		4186.2	4208.40	

Retract

Vert Pretest 9.9 cc @ 40 C3/M



MRPS 1 Strain Gauge Pressure (BSG1)	Elapsed Time (ETIM) (S)	MRPOUD Solenoid 3 Status (POUDS3)	MRPS 1 Quartz Gauge Pressure (BQP1) (PSIA)	MRPS 1 Quartz Gauge Pressure (BQP1)
0 (PSIG) 10000		0 (---- 30		0 (PSIA) 1

MRPS 1 Quartz Gauge Pressure (BQP1)	MRHY 1 Motor Speed (HMS1) (RPM)	MRPS 1 Strain Gauge Pressure (BSG1) (PSIG)	MRPS 1 Strain Gauge Pressure (BSG1)
0 (PSIA) 10000	0 8000		0 (PSIG) 10

MRPS 1 Resistivity Cell Temperature (B1TR)	MRPS 1 Resistivity Cell Temperature (B1TR) (DEGC)
100 (DEGC) 150	

MRPS 1 Quartz Gauge Temperature (BQT1)
100 (DEGC) 150

PIP SUMMARY

Time Mark Every 60 S

Parameters

DLIS Name	Description	Value	
	MRPS_1: Single Probe Module (MRPS) 1		
QGCA	Quartz Gauge Pressure Correction Applied	DYCO	
QGDA	Quartz Gauge Deviation Angle	0	DEG
QGFD	Quartz Gauge Flow Line Density	1	G/C3
	LFA: Live Fluid Analyzer		
PDCO	Probe Depth Correction Offset	0	M
	MRPC: Power Cartridge		
PDCO	Probe Depth Correction Offset	0	M

Format: MRPS_1_SGQG_Station Vertical Scale: 1" per 60S Graphics File Created: 25-Nov-2004 20:30

OP System Version: 12C0-301

MCM

MRPS_1	12C0-301	MRHY_1	12C0-301
MRPO_UD	12C0-301	LFA	12C0-301
MRMS_1	12C0-301	MRMS_2	12C0-301
MRPC	12C0-301	SGT-L	12C0-301
TCC-BF	12C0-301		

Output DLIS Files

DEFAULT MDT_OFA_057LTP FN:71 PRODUCER 25−Nov−2004 20:30

Schlumberger

Pretest @ 2982.0 mMD

MAXIS Field Log

File 58 Depth, M: 2981.97 Volumetric Limited draw−down − Large−Diameter probe

Mud Pressure before test, PSIA:	4758.19
Mud Pressure after test, PSIA:	4758.2
Last build−up pressure, PSIA:	4212.7
Draw−down mobility, md/cp:	118

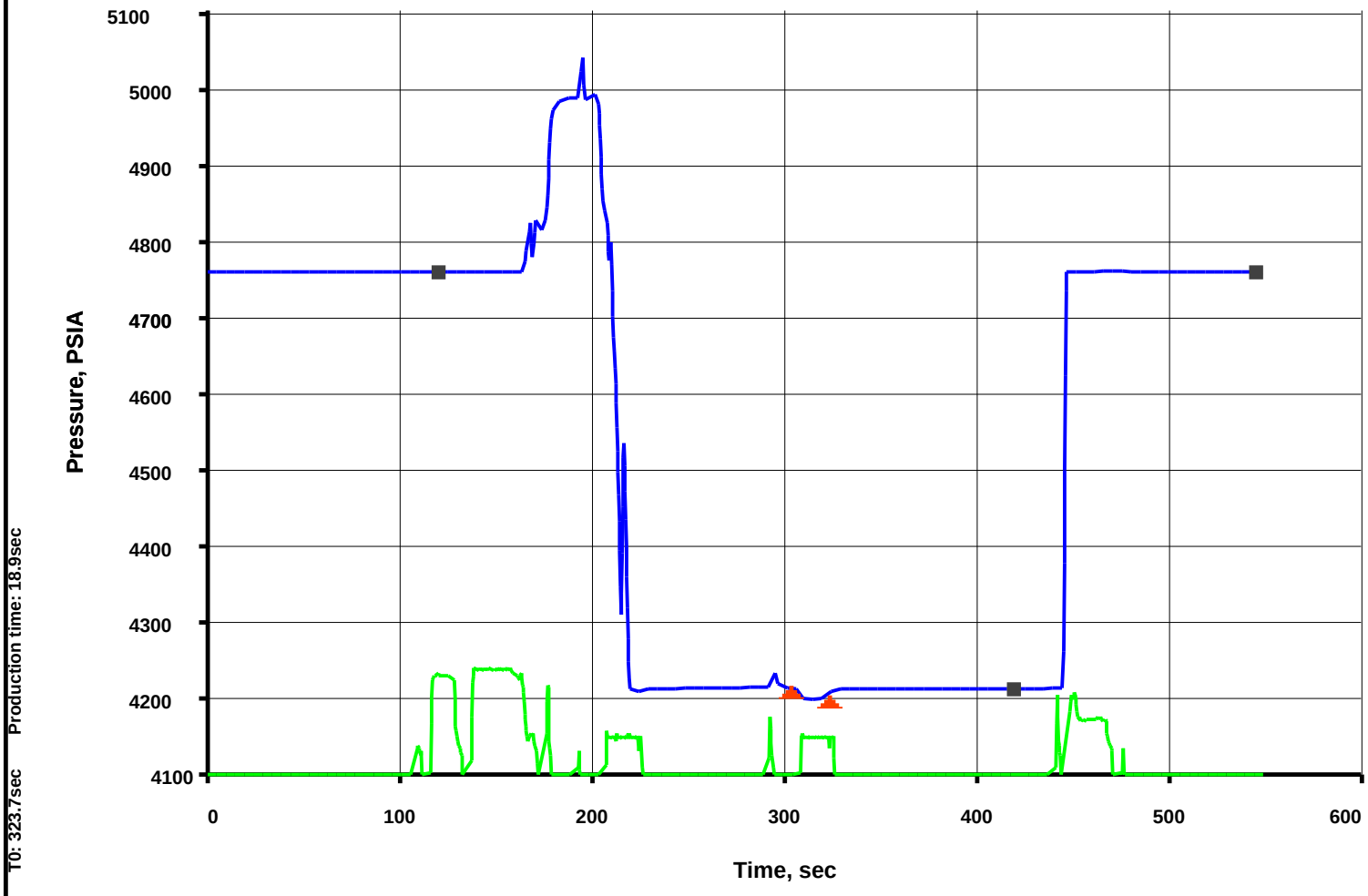

Pretest Volume: 9.9 cc − MRPS_1− BQP1 Resolution: 0.010psi

Output DLIS Files

DEFAULT MDT_OFA_058LTP FN:72 PRODUCER 25−Nov−2004 20:40

Elapsed Time (s)	Event Summary
444.0	Retract Single Probe Module (MRPS) 1

303.9	Vert Pretest 9.9 cc @ 40 C3/M Single Probe Module (MRPS) 1
202.8	Vert Pretest 10.1 cc @ 40 C3/M Single Probe Module (MRPS) 1
133.2	Probe Set @ 2982.0 M Single Probe Module (MRPS) 1

PIP SUMMARY

Time Mark Every 60 S

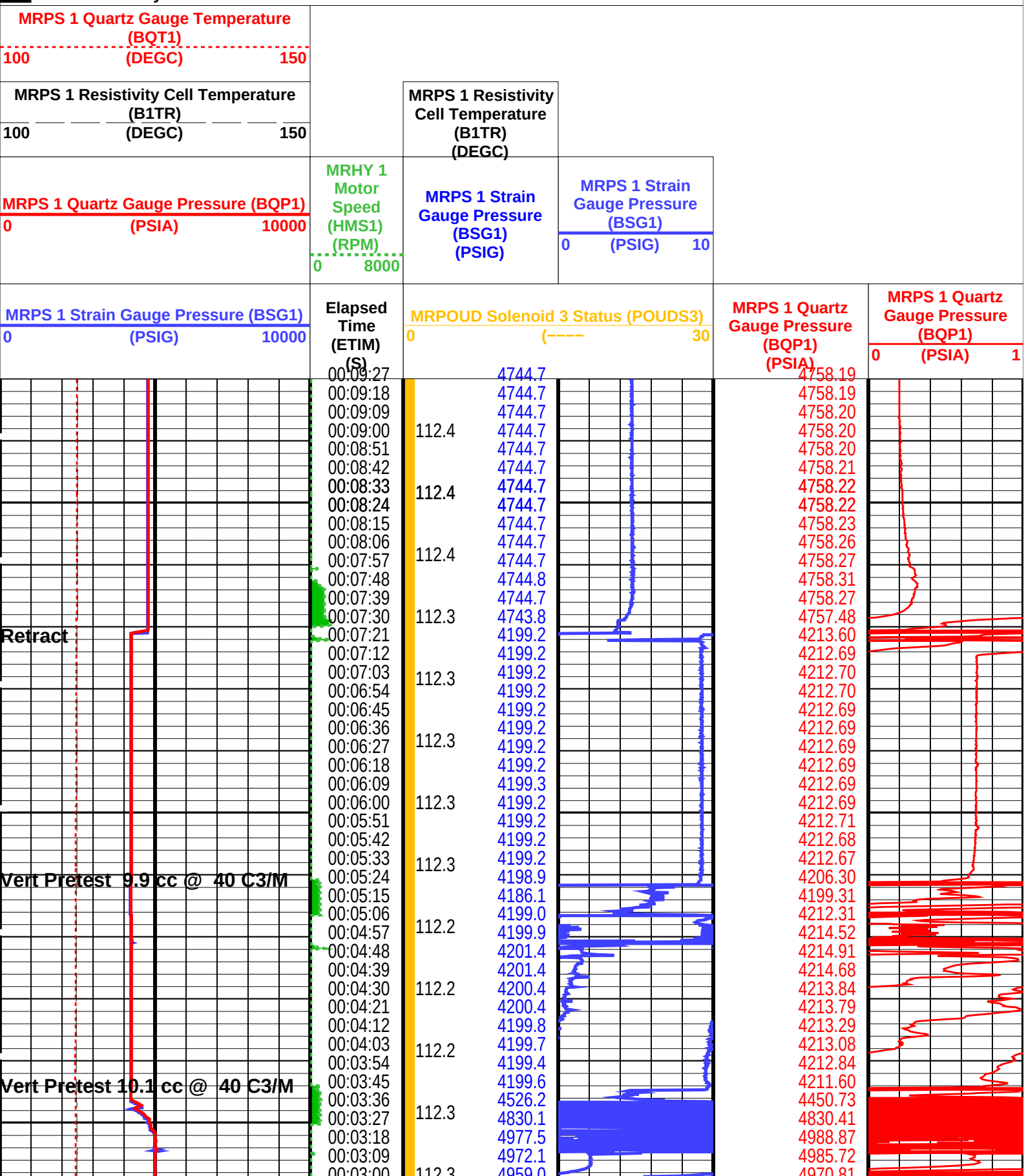

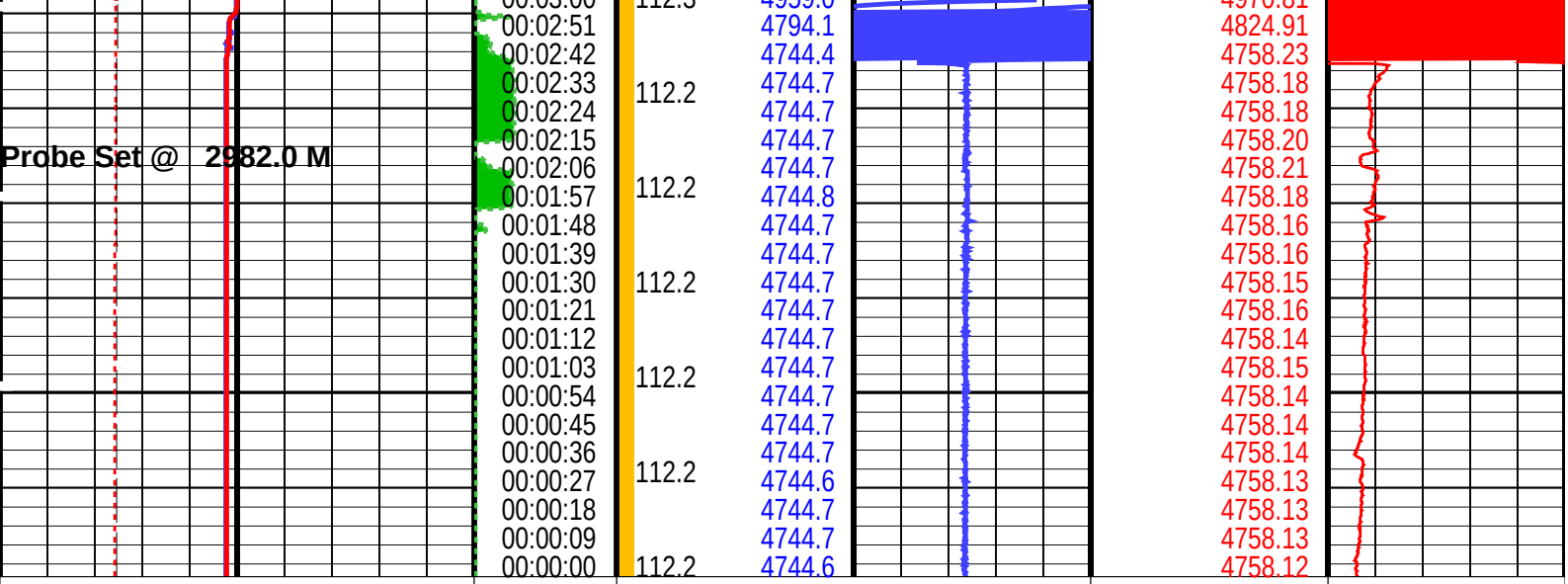

MRPS 1 Strain Gauge Pressure (BSG1) 0 (PSIG) 10000	Elapsed Time (ETIM) (S)	MRPOUD Solenoid 3 Status (POUDS3) 0 (---- 30	MRPS 1 Quartz Gauge Pressure (BQP1) (PSIA)
MRPS 1 Quartz Gauge Pressure (BQP1) 0 (PSIA) 10000	MRHY 1 Motor Speed (HMS1) (RPM) 0 8000	MRPS 1 Strain Gauge Pressure (BSG1) (PSIG) 0 (PSIG) 10	MRPS 1 Quartz Gauge Pressure (BQP1) 0 (PSIA) 1
MRPS 1 Resistivity Cell Temperature (B1TR) 100 (DEGC) 150		MRPS 1 Resistivity Cell Temperature (B1TR) (DEGC)	
MRPS 1 Quartz Gauge Temperature (BQT1) 100 (DEGC) 150			

PIP SUMMARY

Time Mark Every 60 S

Parameters

DLIS Name	Description	Value	
	MRPS_1: Single Probe Module (MRPS) 1		
QGCA	Quartz Gauge Pressure Correction Applied	DYCO	
QGDA	Quartz Gauge Deviation Angle	0	DEG
QGFD	Quartz Gauge Flow Line Density	1	G/C3
	LFA: Live Fluid Analyzer		
PDCO	Probe Depth Correction Offset	0	M
	MRPC: Power Cartridge		
PDCO	Probe Depth Correction Offset	0	M

Format: MRPS_1_SGQG_Station Vertical Scale: 1" per 60S Graphics File Created: 25-Nov-2004 20:40

OP System Version: 12C0-301

MCM

MRPS_1	12C0-301	MRHY_1	12C0-301
MRPO_UD	12C0-301	LFA	12C0-301
MRMS_1	12C0-301	MRMS_2	12C0-301
MRPC	12C0-301	SGT-L	12C0-301
TCC-BF	12C0-301		

Output DLIS Files

DEFAULT MDT_OFA_058LTP FN:72 PRODUCER 25-Nov-2004 20:40

Schlumberger

Pretest @ 2991.5 mMD

MAXIS Field Log

File 59 Depth, M: 2991.49 Volumetric Limited draw−down − Large−Diameter probe

Mud Pressure before test, PSIA:	4773.29
Mud Pressure after test, PSIA:	4773.31
Last build−up pressure, PSIA:	4219.78
Draw−down mobility, md/cp:	18.1

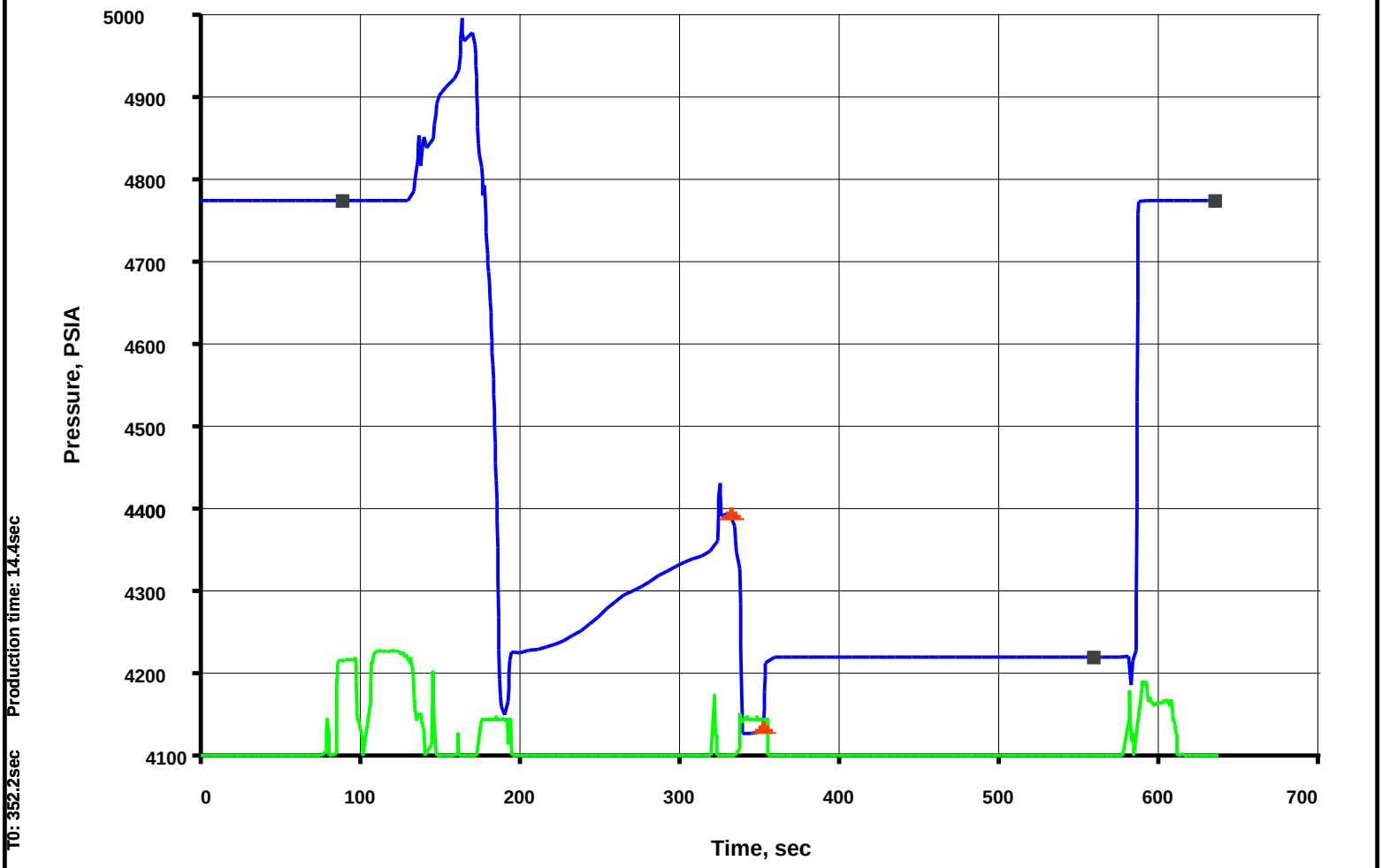

Pretest Volume: 10.0cc − MRPS_1− BQP1 Resolution: 0.010psi

Output DLIS Files

DEFAULT	MDT_OFA_059LTP	FN:73	PRODUCER	25−Nov−2004 20:53	2991.5 M	1.7 M
RT_BACKUP	MDT_OFA_059LTP	FN:74	PRODUCER	25−Nov−2004 20:52	2991.5 M	1.7 M

Elapsed Time (s)	Event Summary
583.5	Retract Single Probe Module (MRPS) 1
332.1	Vert Pretest 10.0 cc @ 40 C3/M Single Probe Module (MRPS) 1
170.7	Vert Pretest 10.0 cc @ 40 C3/M Single Probe Module (MRPS) 1
102.0	Probe Set @ 2991.5 M Single Probe Module (MRPS) 1

PIP SUMMARY

Time Mark Every 60 S

MRPS 1 Quartz Gauge Temperature (BQT1) (DEGC) 100–150	MRPS 1 Resistivity Cell Temperature (B1TR) (DEGC) 100–150	MRPS 1 Quartz Gauge Pressure (BQP1) (PSIA) 0–10000	MRHY 1 Motor Speed (HMS1) (RPM) 0–8000	MRPS 1 Resistivity Cell Temperature (B1TR) (DEGC)	MRPS 1 Strain Gauge Pressure (BSG1) (PSIG)	MRPS 1 Strain Gauge Pressure (BSG1) (PSIG) 0–10000	Elapsed Time (ETIM) (S)	MRPOUD Solenoid 3 Status (POUDS3) 0–30	MRPS 1 Quartz Gauge Pressure (BQP1) (PSIA)	MRPS 1 Quartz Gauge Pressure (BQP1) (PSIA) 0–1
							00:10:48		4759.8	4773.31
							00:10:39		4759.8	4773.31
							00:10:30	112.6	4759.8	4773.33
							00:10:21		4759.8	4773.35
							00:10:12		4759.8	4773.37
							00:10:03	112.6	4759.8	4773.38
							00:09:54		4759.5	4773.24
							00:09:45		4758.8	4407.23
							00:09:36		4206.2	4220.13
							00:09:27	112.6	4206.3	4219.80
							00:09:18		4206.3	4219.78
							00:09:09		4206.4	4219.85
							00:09:00	112.6	4206.4	4219.85
							00:08:51		4206.4	4219.85
							00:08:42		4206.4	4219.85
							00:08:33	112.5	4206.4	4219.85
							00:08:24		4206.4	4219.84
							00:08:15		4206.4	4219.81
							00:08:06		4206.3	4219.78
							00:07:57	112.5	4206.3	4219.77
							00:07:48		4206.3	4219.77
							00:07:39		4206.3	4219.78
							00:07:30	112.5	4206.3	4219.78
							00:07:21		4206.3	4219.79
							00:07:12		4206.3	4219.80
							00:07:03	112.5	4206.3	4219.78
							00:06:54		4206.3	4219.80
							00:06:45		4206.4	4219.82
							00:06:36		4206.4	4219.85
							00:06:27	112.5	4206.4	4219.85
							00:06:18		4206.4	4219.88
							00:06:09		4206.4	4219.89
							00:06:00	112.5	4206.4	4219.81
							00:05:51		4117.3	4129.92
							00:05:42		4113.9	4127.51
							00:05:33	112.5	4360.4	4395.14
							00:05:24		4352.1	4414.59
							00:05:15		4330.4	4343.47
							00:05:06		4325.0	4338.08
							00:04:57	112.5	4317.4	4330.28
							00:04:48		4307.8	4320.63
							00:04:39		4296.9	4309.60
							00:04:30	112.4	4288.0	4300.23
							00:04:21		4276.5	4289.26
							00:04:12		4262.9	4275.40
							00:04:03	112.4	4247.9	4260.08
							00:03:54		4233.3	4246.66
							00:03:45		4223.9	4237.22
							00:03:36		4219.4	4232.27

Retract

Vert Pretest 10.0 cc @ 40 C3/M

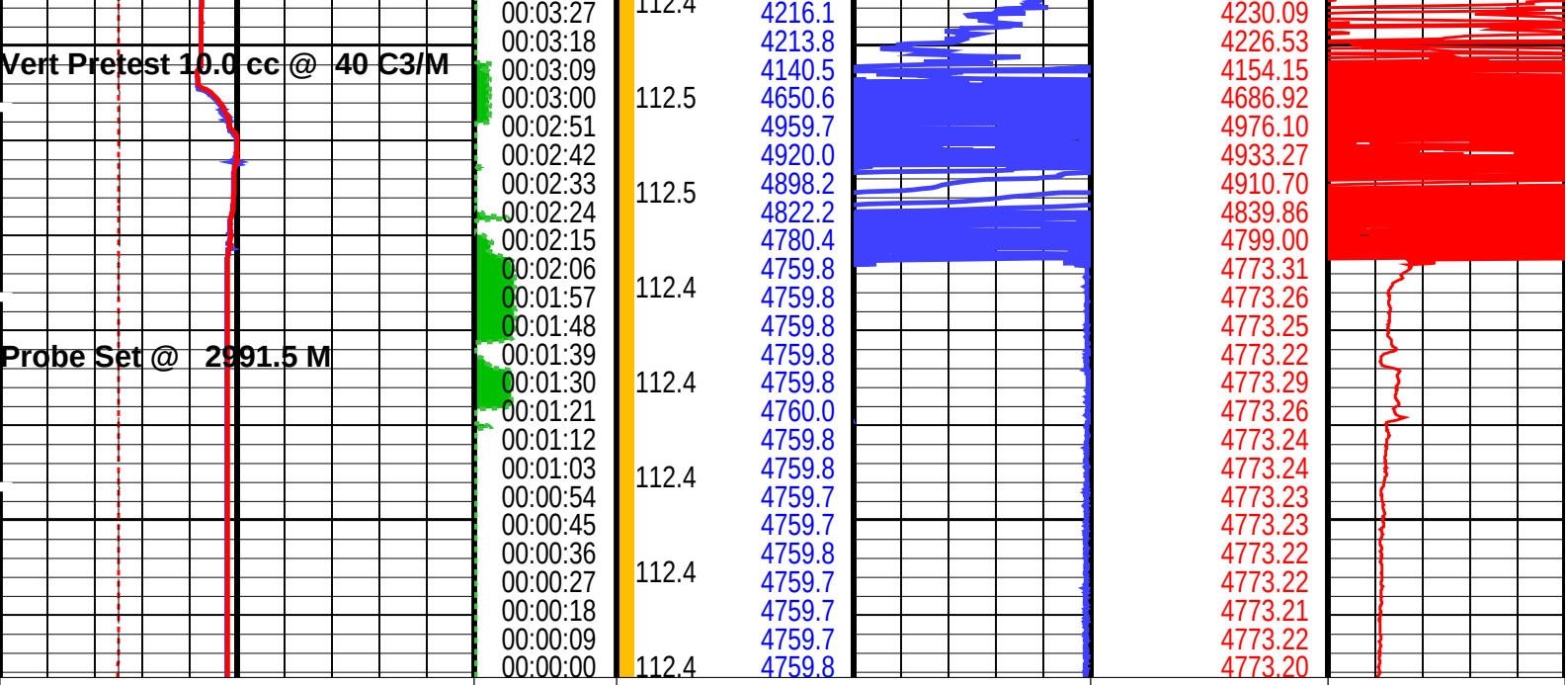

MRPS 1 Strain Gauge Pressure (BSG1)
0 (PSIG) 10000

Elapsed Time (ETIM) (S)

MRPOUD Solenoid 3 Status (POUDS3)
0 (---- 30

MRPS 1 Quartz Gauge Pressure (BQP1) (PSIA)

MRPS 1 Quartz Gauge Pressure (BQP1)
0 (PSIA) 1

MRPS 1 Quartz Gauge Pressure (BQP1)
0 (PSIA) 10000

MRHY 1 Motor Speed (HMS1) (RPM)
0 8000

MRPS 1 Strain Gauge Pressure (BSG1) (PSIG)

MRPS 1 Strain Gauge Pressure (BSG1)
0 (PSIG) 10

MRPS 1 Resistivity Cell Temperature (B1TR)
100 (DEGC) 150

MRPS 1 Resistivity Cell Temperature (B1TR) (DEGC)

MRPS 1 Quartz Gauge Temperature (BQT1)
100 (DEGC) 150

PIP SUMMARY

Time Mark Every 60 S

Parameters

DLIS Name	Description	Value	
	MRPS_1: Single Probe Module (MRPS) 1		
QGCA	Quartz Gauge Pressure Correction Applied	DYCO	
QGDA	Quartz Gauge Deviation Angle	0	DEG
QGFD	Quartz Gauge Flow Line Density	1	G/C3
	LFA: Live Fluid Analyzer		
PDCO	Probe Depth Correction Offset	0	M
	MRPC: Power Cartridge		
PDCO	Probe Depth Correction Offset	0	M

Format: MRPS_1_SGQG_Station Vertical Scale: 1" per 60S Graphics File Created: 25-Nov-2004 20:53

OP System Version: 12C0-301

MCM

MRPS_1	12C0-301	MRHY_1	12C0-301
MRPO_UD	12C0-301	LFA	12C0-301
MRMS_1	12C0-301	MRMS_2	12C0-301
MRPC	12C0-301	SGT-L	12C0-301
TCC-BF	12C0-301		

Output DLIS Files

DEFAULT MDT_OFA_059LTP FN:73 PRODUCER 25-Nov-2004 20:53

RT_BACKUP	MDT_OFA_059LTP	FN:74	PRODUCER	25−Nov−2004 20:52

Schlumberger

Pretest @ 3002.0 mMD

MAXIS Field Log

File 60 Depth, M: 3001.98 Volumetric Limited draw−down − Large−Diameter probe

Mud Pressure before test, PSIA:	4789.86
Mud Pressure after test, PSIA:	4789.84
Last build−up pressure, PSIA:	4222.66
Draw−down mobility, md/cp:	153.5

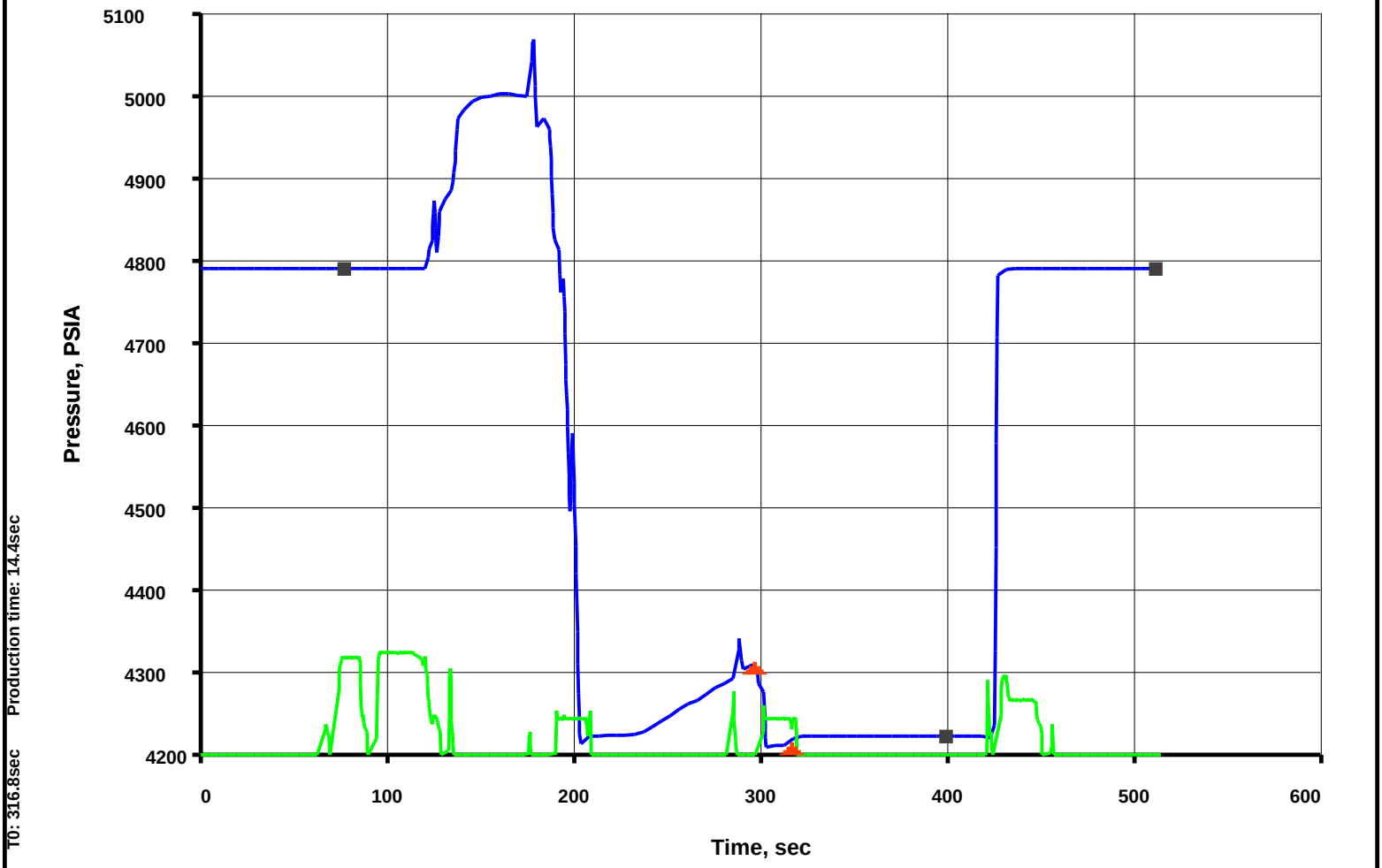

Pretest Volume: 10.1cc − MRPS_1− BQP1 Resolution: 0.010psi

Output DLIS Files

DEFAULT	MDT_OFA_060LTP	FN:75	PRODUCER	25−Nov−2004 21:06
RT_BACKUP	MDT_OFA_060LTP	FN:76	PRODUCER	25−Nov−2004 21:06

Elapsed Time (s)	Event Summary
424.2	Retract Single Probe Module (MRPS) 1
296.7	Vert Pretest 10.1 cc @ 40 C3/M Single Probe Module (MRPS) 1

186.0	Vert Pretest 9.9 cc @ 40 C3/M Single Probe Module (MRPS) 1
90.3	Probe Set @ 3002.0 M Single Probe Module (MRPS) 1

PIP SUMMARY

Time Mark Every 60 S

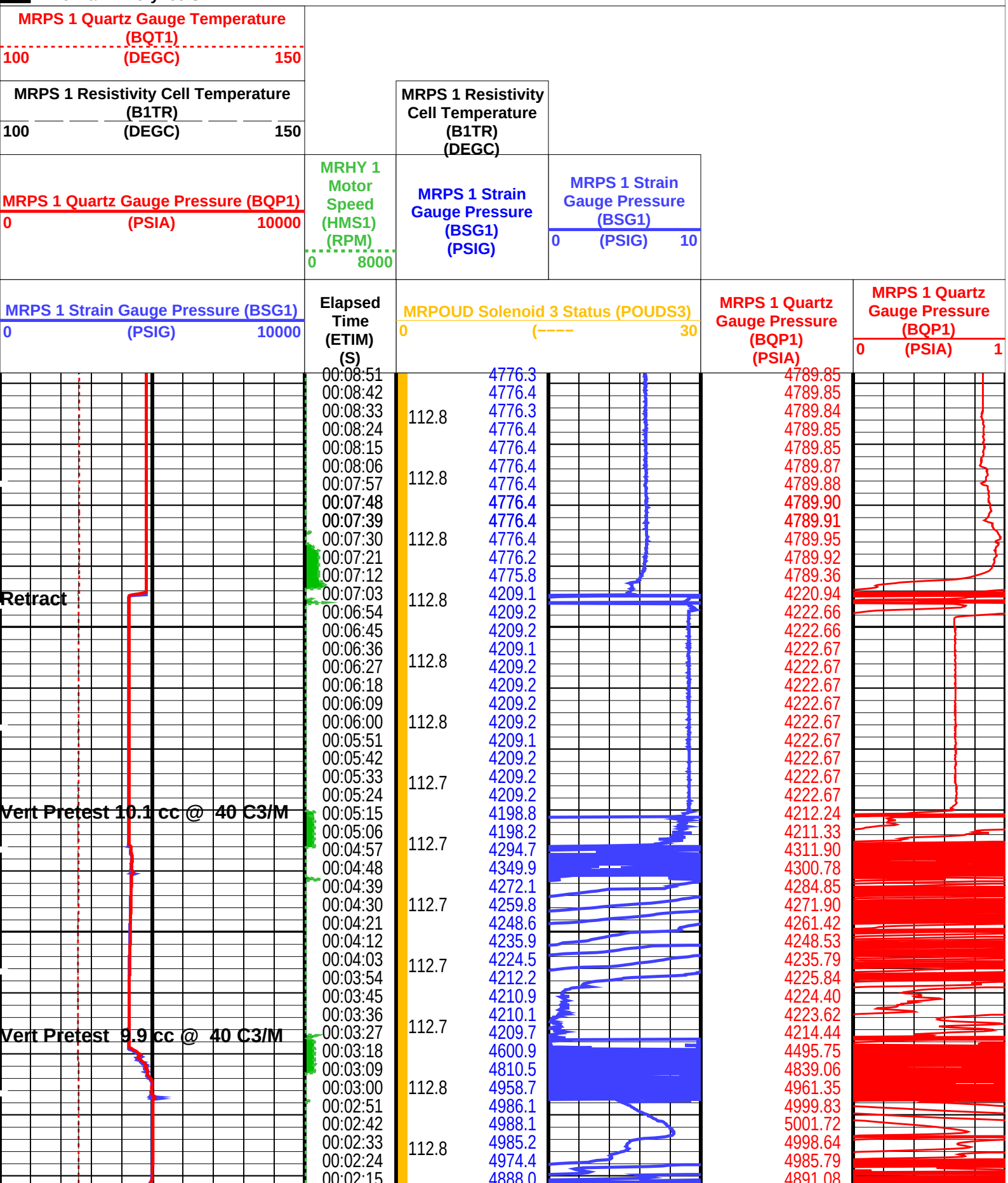



MRPS 1 Strain Gauge Pressure (BSG1) 0 (PSIG) 10000	Elapsed Time (ETIM) (S)	MRPOUD Solenoid 3 Status (POUDS3) 0 (---- 30	MRPS 1 Quartz Gauge Pressure (BQP1) (PSIA)
MRPS 1 Quartz Gauge Pressure (BQP1) 0 (PSIA) 10000	MRHY 1 Motor Speed (HMS1) (RPM) 0 8000	MRPS 1 Strain Gauge Pressure (BSG1) (PSIG)	MRPS 1 Strain Gauge Pressure (BSG1) 0 (PSIG) 10
MRPS 1 Resistivity Cell Temperature (B1TR) 100 (DEGC) 150		MRPS 1 Resistivity Cell Temperature (B1TR) (DEGC)	
MRPS 1 Quartz Gauge Temperature (BQT1) 100 (DEGC) 150			

PIP SUMMARY

Time Mark Every 60 S

Parameters

DLIS Name	Description	Value	
	MRPS_1: Single Probe Module (MRPS) 1		
QGCA	Quartz Gauge Pressure Correction Applied	DYCO	
QGDA	Quartz Gauge Deviation Angle	0	DEG
QGFD	Quartz Gauge Flow Line Density	1	G/C3
	LFA: Live Fluid Analyzer		
PDCO	Probe Depth Correction Offset	0	M
	MRPC: Power Cartridge		
PDCO	Probe Depth Correction Offset	0	M

Format: MRPS_1_SGQG_Station **Vertical Scale: 1" per 60S** **Graphics File Created: 25-Nov-2004 21:06**

OP System Version: 12C0-301

MCM

MRPS_1	12C0-301	MRHY_1	12C0-301
MRPO_UD	12C0-301	LFA	12C0-301
MRMS_1	12C0-301	MRMS_2	12C0-301
MRPC	12C0-301	SGT-L	12C0-301
TCC-BF	12C0-301		

Output DLIS Files

DEFAULT	MDT_OFA_060LTP	FN:75	PRODUCER	25-Nov-2004 21:06
RT_BACKUP	MDT_OFA_060LTP	FN:76	PRODUCER	25-Nov-2004 21:06

File 61 Depth, M: 3006.49 Volumetric Limited draw−down − Large−Diameter probe

Mud Pressure before test, PSIA:	4796.99
Mud Pressure after test, PSIA:	4797.01
Last build−up pressure, PSIA:	4227.66
Draw−down mobility, md/cp:	79.3

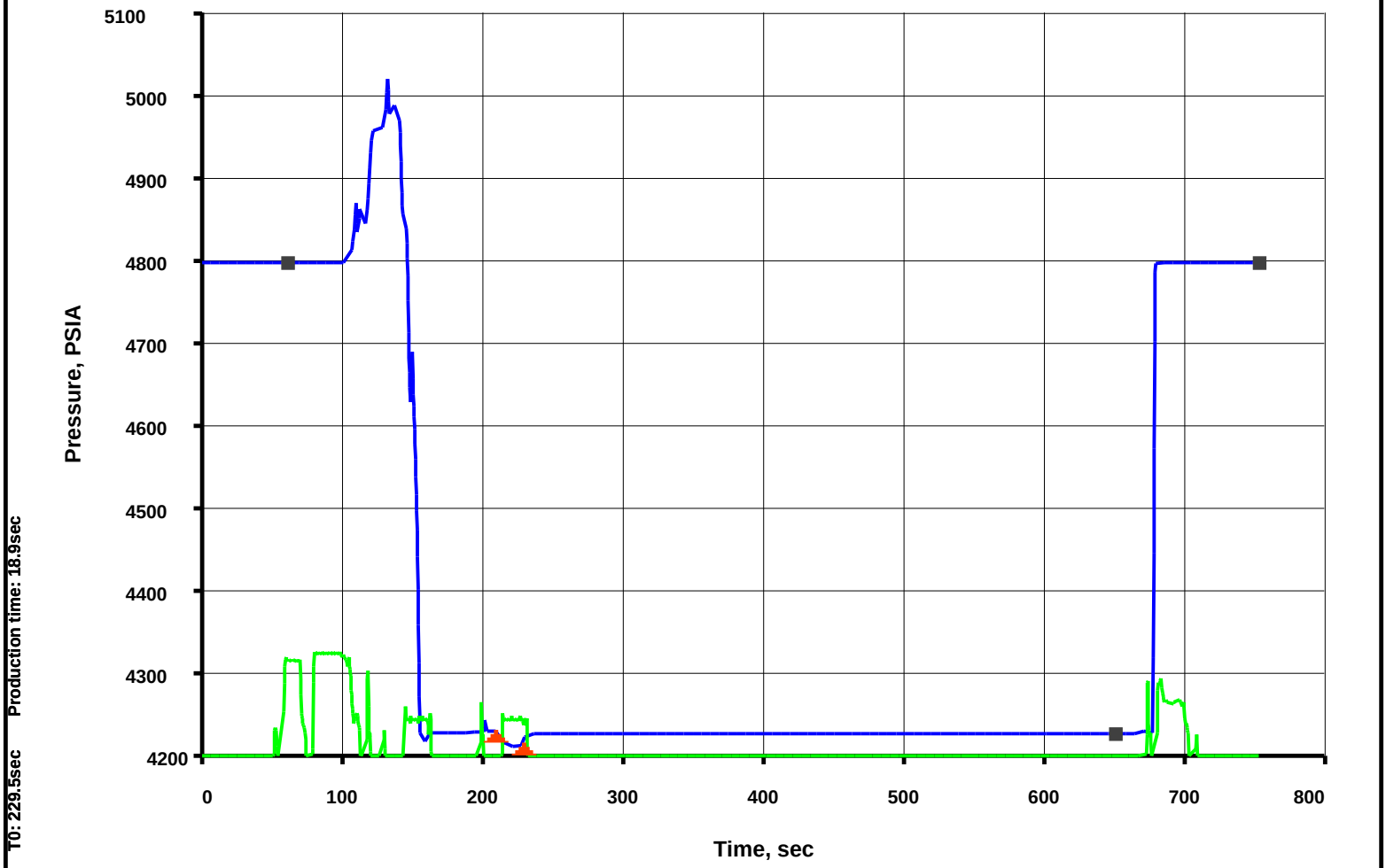

Pretest Volume: 10.0cc − MRPS_1− BQP1 Resolution: 0.010psi

Output DLIS Files

DEFAULT	MDT_OFA_061LTP	FN:77	PRODUCER	25−Nov−2004 21:18	3006.5 M	2.0 M
RT_BACKUP	MDT_OFA_061LTP	FN:78	PRODUCER	25−Nov−2004 21:18	3006.5 M	2.0 M

Elapsed Time (s)	Event Summary
676.5	Retract Single Probe Module (MRPS) 1
209.4	Vert Pretest 10.0 cc @ 40 C3/M Single Probe Module (MRPS) 1
140.1	Vert Pretest 10.0 cc @ 40 C3/M Single Probe Module (MRPS) 1
75.0	Probe Set @ 3006.5 M Single Probe Module (MRPS) 1

PIP SUMMARY

Time Mark Every 60 S

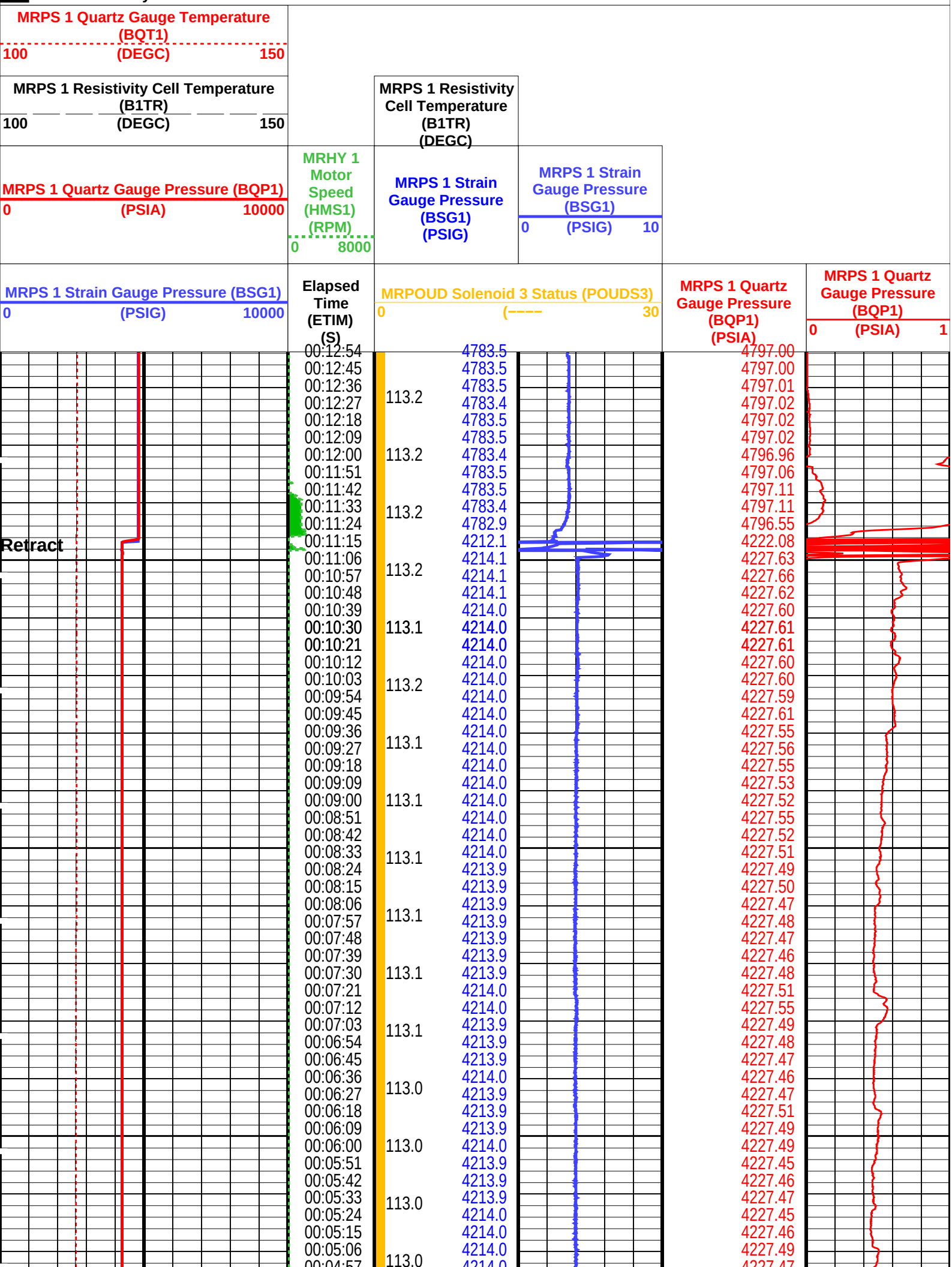
MRPS 1 Quartz Gauge Temperature (BQT1)
100 (DEGC) 150
MRPS 1 Resistivity Cell Temperature (B1TR)
100 (DEGC) 150
MRPS 1 Quartz Gauge Pressure (BQP1)
0 (PSIA) 10000
MRHY 1 Motor Speed (HMS1) (RPM)
0 8000
MRPS 1 Resistivity Cell Temperature (B1TR) (DEGC)
MRPS 1 Strain Gauge Pressure (BSG1) (PSIG)
MRPS 1 Strain Gauge Pressure (BSG1)
0 (PSIG) 10
MRPS 1 Strain Gauge Pressure (BSG1)
0 (PSIG) 10000
Elapsed Time (ETIM) (S)
MRPOUD Solenoid 3 Status (POUDS3)
0 (---- 30
MRPS 1 Quartz Gauge Pressure (BQP1) (PSIA)
MRPS 1 Quartz Gauge Pressure (BQP1)
0 (PSIA) 1
Retract
00:12:54 4783.5 4797.00
00:12:45 4783.5 4797.00
00:12:36 4783.5 4797.01
00:12:27 113.2 4783.4 4797.02
00:12:18 4783.5 4797.02
00:12:09 4783.5 4797.02
00:12:00 113.2 4783.4 4796.96
00:11:51 4783.5 4797.06
00:11:42 4783.5 4797.11
00:11:33 4783.4 4797.11
00:11:24 113.2 4782.9 4796.55
00:11:15 4212.1 4222.08
00:11:06 4214.1 4227.63
00:10:57 113.2 4214.1 4227.66
00:10:48 4214.1 4227.62
00:10:39 4214.0 4227.60
00:10:30 113.1 4214.0 4227.61
00:10:21 4214.0 4227.61
00:10:12 4214.0 4227.60
00:10:03 113.2 4214.0 4227.60
00:09:54 4214.0 4227.59
00:09:45 4214.0 4227.61
00:09:36 4214.0 4227.55
00:09:27 113.1 4214.0 4227.56
00:09:18 4214.0 4227.55
00:09:09 4214.0 4227.53
00:09:00 113.1 4214.0 4227.52
00:08:51 4214.0 4227.55
00:08:42 4214.0 4227.52
00:08:33 113.1 4214.0 4227.51
00:08:24 4213.9 4227.49
00:08:15 4213.9 4227.50
00:08:06 4213.9 4227.47
00:07:57 113.1 4213.9 4227.48
00:07:48 4213.9 4227.47
00:07:39 4213.9 4227.46
00:07:30 113.1 4213.9 4227.48
00:07:21 4214.0 4227.51
00:07:12 4214.0 4227.55
00:07:03 113.1 4213.9 4227.49
00:06:54 4213.9 4227.48
00:06:45 4213.9 4227.47
00:06:36 4214.0 4227.46
00:06:27 113.0 4213.9 4227.47
00:06:18 4213.9 4227.51
00:06:09 4213.9 4227.49
00:06:00 113.0 4214.0 4227.49
00:05:51 4213.9 4227.45
00:05:42 4213.9 4227.46
00:05:33 113.0 4213.9 4227.47
00:05:24 4214.0 4227.45
00:05:15 4214.0 4227.46
00:05:06 4214.0 4227.49
113.0

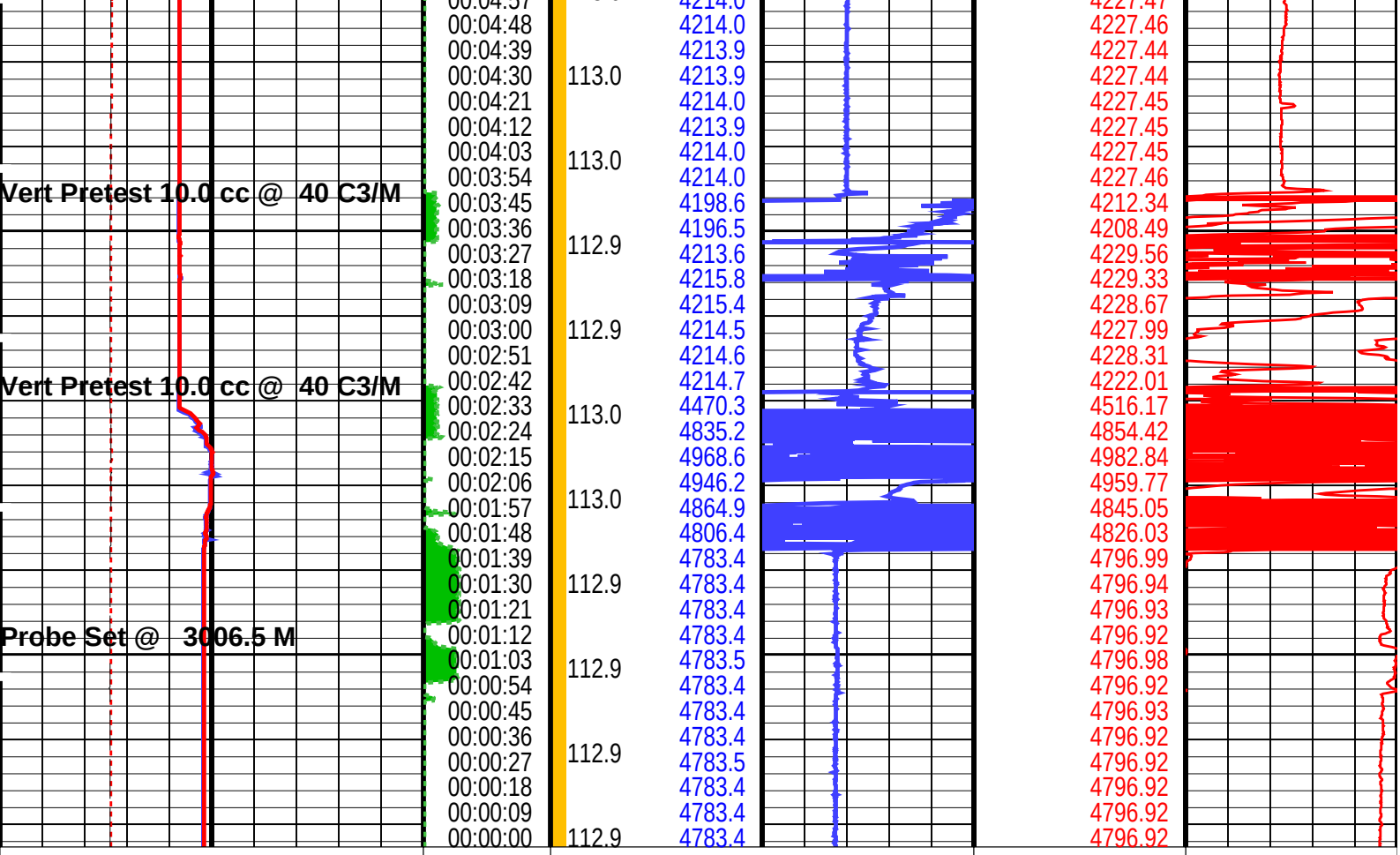

MRPS 1 Strain Gauge Pressure (BSG1)
0 (PSIG) 10000

Elapsed Time (ETIM) (S)

MRPOUD Solenoid 3 Status (POUDS3)
0 (----- 30

MRPS 1 Quartz Gauge Pressure (BQP1) (PSIA)

MRPS 1 Quartz Gauge Pressure (BQP1)
0 (PSIA) 1

MRPS 1 Quartz Gauge Pressure (BQP1)
0 (PSIA) 10000

MRHY 1 Motor Speed (HMS1) (RPM)
0 8000

MRPS 1 Strain Gauge Pressure (BSG1) (PSIG)

MRPS 1 Strain Gauge Pressure (BSG1)
0 (PSIG) 10

MRPS 1 Resistivity Cell Temperature (B1TR)
100 (DEGC) 150

MRPS 1 Resistivity Cell Temperature (B1TR) (DEGC)

MRPS 1 Quartz Gauge Temperature (BQT1)
100 (DEGC) 150

PIP SUMMARY

Time Mark Every 60 S

Parameters

DLIS Name	Description	Value	
	MRPS_1: Single Probe Module (MRPS) 1		
QGCA	Quartz Gauge Pressure Correction Applied	DYCO	
QGDA	Quartz Gauge Deviation Angle	0	DEG
QGFD	Quartz Gauge Flow Line Density	1	G/C3
	LFA: Live Fluid Analyzer		
PDCO	Probe Depth Correction Offset	0	M
	MRPC: Power Cartridge		
PDCO	Probe Depth Correction Offset	0	M

Format: MRPS_1_SGQG_Station Vertical Scale: 1" per 60S Graphics File Created: 25-Nov-2004 21:18

OP System Version: 12C0-301

MCM

MRPS_1	12C0−301	MRHY_1	12C0−301
MRPO_UD	12C0−301	LFA	12C0−301
MRMS_1	12C0−301	MRMS_2	12C0−301
MRPC	12C0−301	SGT−L	12C0−301
TCC−BF	12C0−301		

Output DLIS Files

DEFAULT	MDT_OFA_061LTP	FN:77	PRODUCER	25−Nov−2004 21:18	
RT_BACKUP	MDT_OFA_061LTP	FN:78	PRODUCER	25−Nov−2004 21:18	

Schlumberger

Pretest @ 3020.0 mMD

MAXIS Field Log

File 62 Depth, M: 3020.01 Volumetric Limited draw−down − Large−Diameter probe

Mud Pressure before test, PSIA:	4818.35
Mud Pressure after test, PSIA:	4818.47
Last build−up pressure, PSIA:	4254.39
Draw−down mobility, md/cp:	54.7

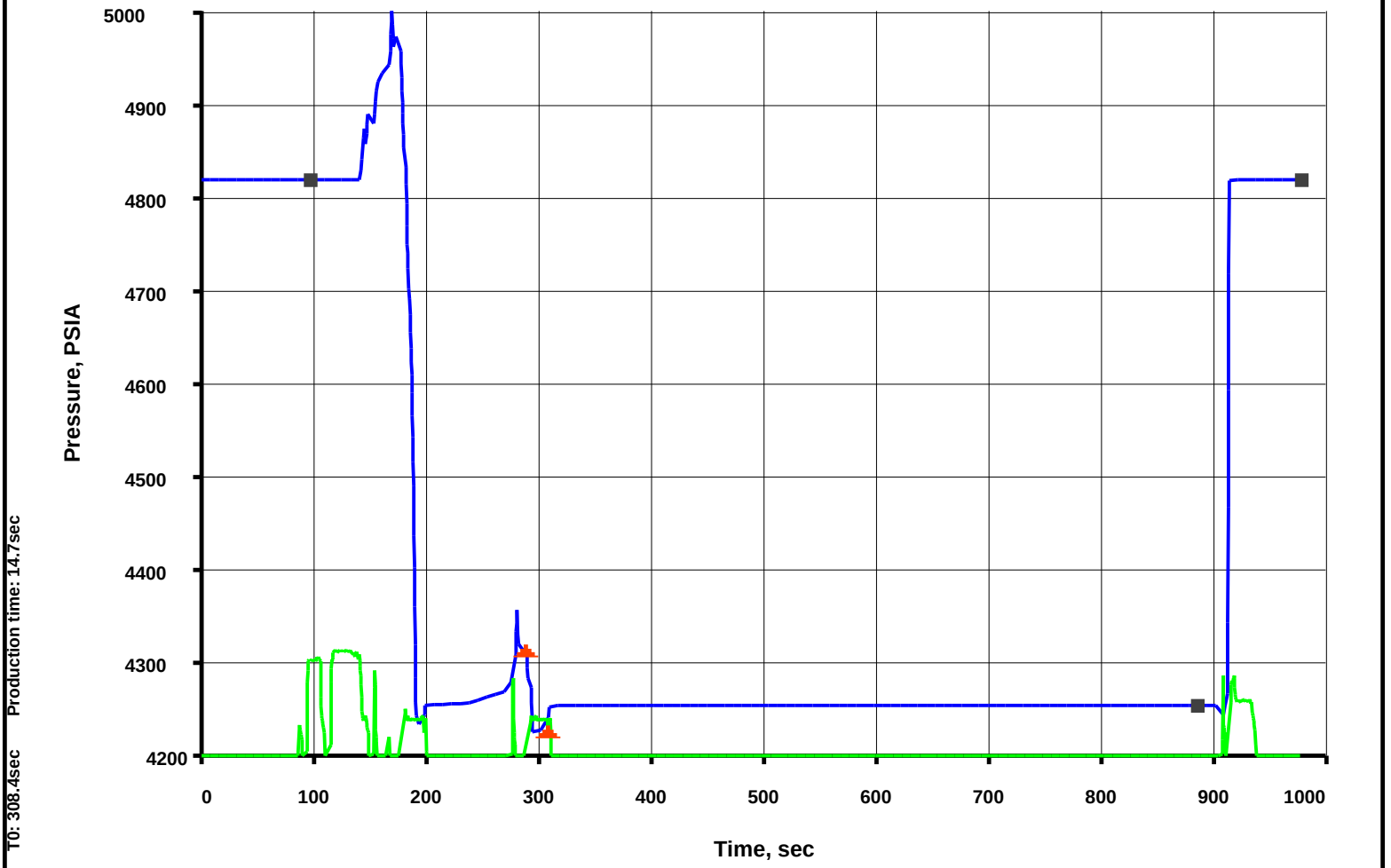

Pretest Volume: 10.0cc − MRPS_1− BQP1 Resolution: 0.010psi

Output DLIS Files

DEFAULT	MDT_OFA_062LTP	FN:79	PRODUCER	25−Nov−2004 21:34	3020.0 M	2.5 M
RT_BACKUP	MDT_OFA_062LTP	FN:80	PRODUCER	25−Nov−2004 21:33	3020.0 M	2.5 M

Elapsed Time (s)	Event Summary
911.1	Retract Single Probe Module (MRPS) 1
288.6	Vert Pretest 10.0 cc @ 40 C3/M Single Probe Module (MRPS) 1
176.7	Vert Pretest 9.9 cc @ 40 C3/M Single Probe Module (MRPS) 1
110.7	Probe Set @ 3020.0 M Single Probe Module (MRPS) 1

PIP SUMMARY

Time Mark Every 60 S

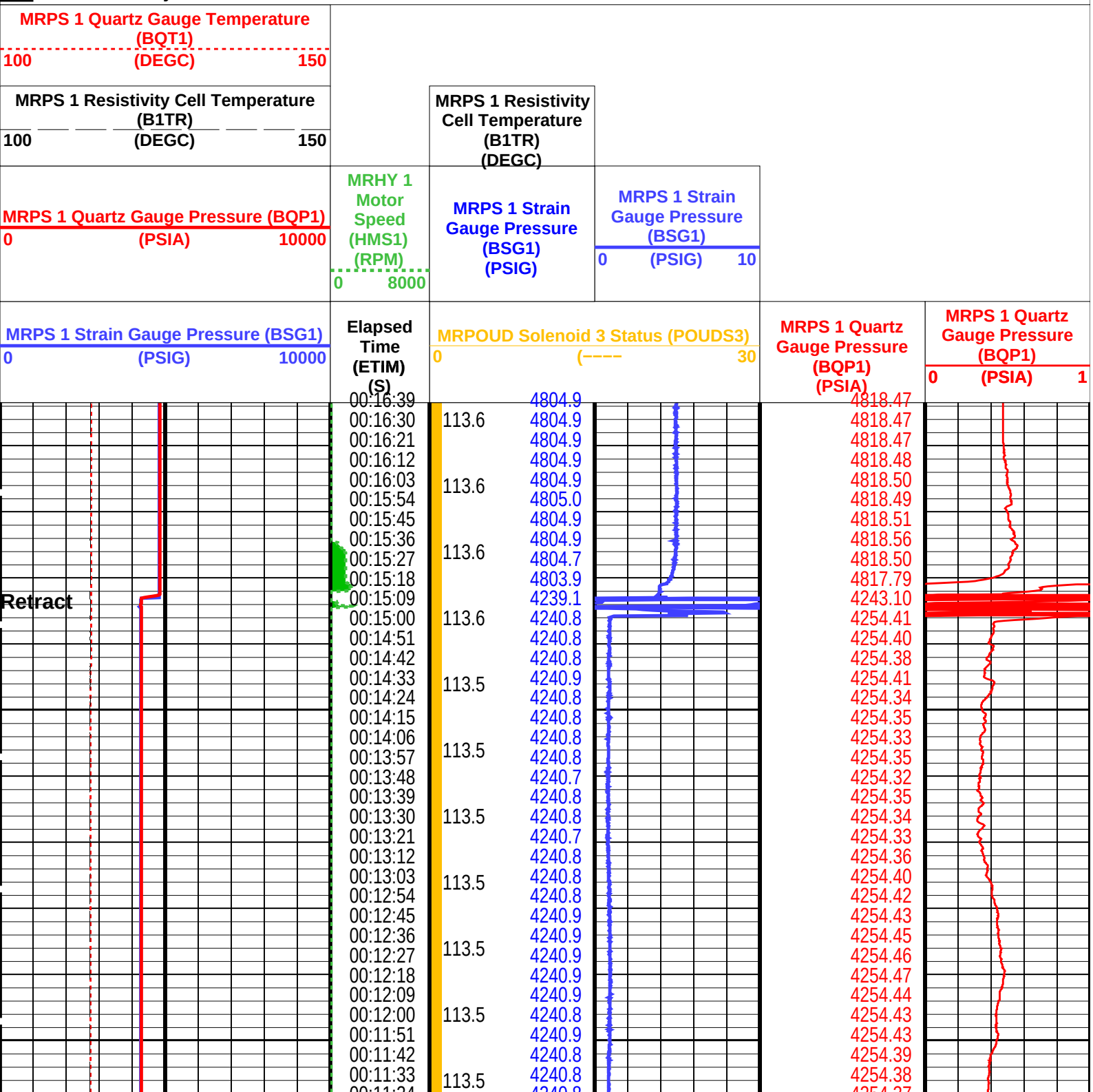

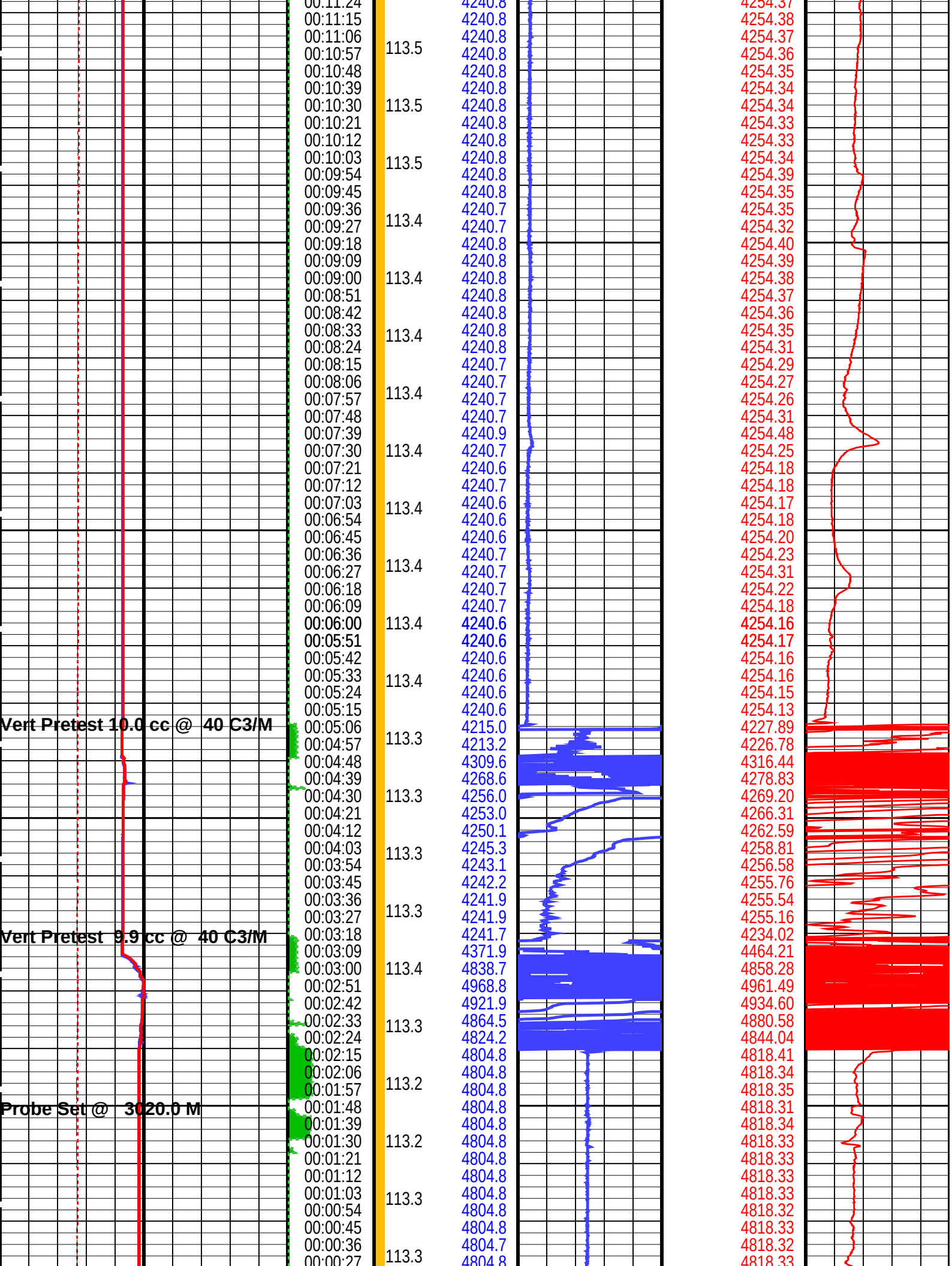
Vert Pretest 10.0 cc @ 40 C3/M
Vert Pretest 9.9 cc @ 40 C3/M
Probe Set @ 3020.0 M

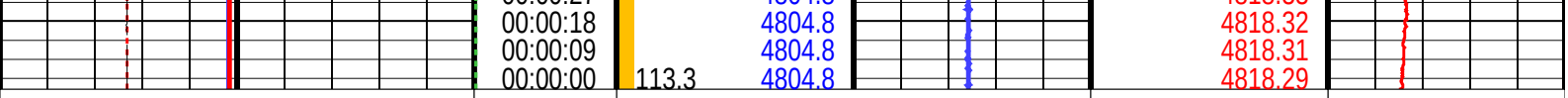

MRPS 1 Strain Gauge Pressure (BSG1)	Elapsed Time (ETIM) (S)	MRPOUD Solenoid 3 Status (POUDS3)	MRPS 1 Quartz Gauge Pressure (BQP1) (PSIA)	MRPS 1 Quartz Gauge Pressure (BQP1)
0 (PSIG) 10000		0 (---- 30		0 (PSIA) 1

MRPS 1 Quartz Gauge Pressure (BQP1)	MRHY 1 Motor Speed (HMS1) (RPM)	MRPS 1 Strain Gauge Pressure (BSG1) (PSIG)	MRPS 1 Strain Gauge Pressure (BSG1)
0 (PSIA) 10000	0 8000		0 (PSIG) 10

MRPS 1 Resistivity Cell Temperature (B1TR)	MRPS 1 Resistivity Cell Temperature (B1TR) (DEGC)
100 (DEGC) 150	

MRPS 1 Quartz Gauge Temperature (BQT1)
100 (DEGC) 150

PIP SUMMARY

Time Mark Every 60 S

Parameters

DLIS Name	Description	Value	
	MRPS_1: Single Probe Module (MRPS) 1		
QGCA	Quartz Gauge Pressure Correction Applied	DYCO	
QGDA	Quartz Gauge Deviation Angle	0	DEG
QGFD	Quartz Gauge Flow Line Density	1	G/C3
	LFA: Live Fluid Analyzer		
PDCO	Probe Depth Correction Offset	0	M
	MRPC: Power Cartridge		
PDCO	Probe Depth Correction Offset	0	M

Format: MRPS_1_SGQG_Station Vertical Scale: 1" per 60S Graphics File Created: 25-Nov-2004 21:34

OP System Version: 12C0-301

MCM

MRPS_1	12C0-301	MRHY_1	12C0-301
MRPO_UD	12C0-301	LFA	12C0-301
MRMS_1	12C0-301	MRMS_2	12C0-301
MRPC	12C0-301	SGT-L	12C0-301
TCC-BF	12C0-301		

Output DLIS Files

DEFAULT	MDT_OFA_062LTP	FN:79	PRODUCER	25-Nov-2004 21:34
RT_BACKUP	MDT_OFA_062LTP	FN:80	PRODUCER	25-Nov-2004 21:33

Schlumberger

Pretest @ 3027.0 mMD

MAXIS Field Log

File 63 Depth, M: 3026.95 Volumetric Limited draw-down - Large-Diameter probe

Mud Pressure before test, PSIA:	4829.4
Mud Pressure after test, PSIA:	4829.48
Last build-up pressure, PSIA:	4287.86
Draw-down mobility, md/cp:	11.8

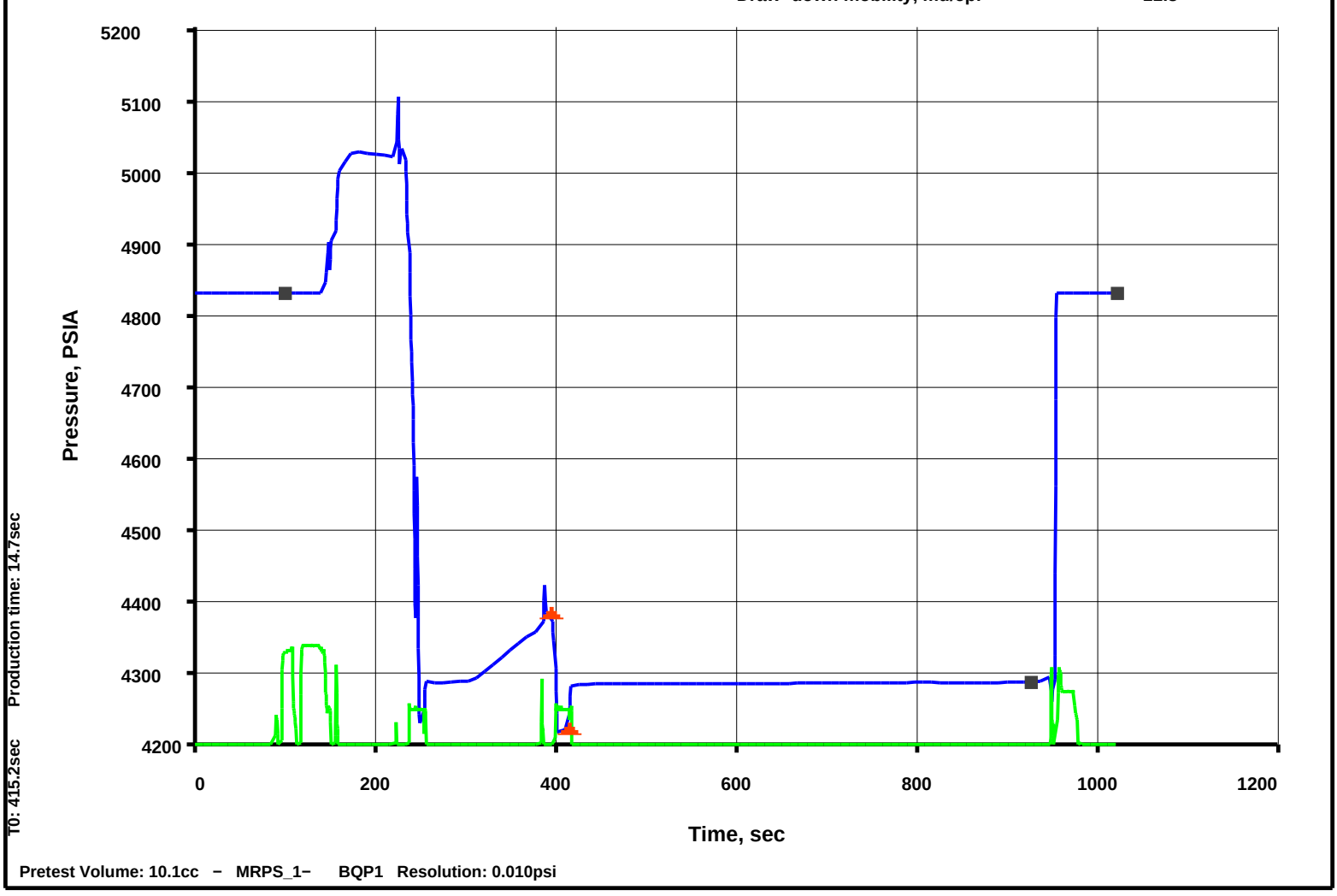

Output DLIS Files

DEFAULT	MDT_OFA_063LTP	FN:81	PRODUCER	25–Nov–2004 21:53	3027.0 M	2.7 M
RT_BACKUP	MDT_OFA_063LTP	FN:82	PRODUCER	25–Nov–2004 21:53	3027.0 M	2.7 M

Elapsed Time (s)	Event Summary
951.9	Retract Single Probe Module (MRPS) 1
395.4	Vert Pretest 10.1 cc @ 40 C3/M Single Probe Module (MRPS) 1
233.1	Vert Pretest 10.0 cc @ 40 C3/M Single Probe Module (MRPS) 1
113.4	Probe Set @ 3027.0 M Single Probe Module (MRPS) 1

PIP SUMMARY

Time Mark Every 60 S

MRPS 1 Quartz Gauge Temperature (BQT1)
100 (DEGC) 150

MRPS 1 Resistivity Cell Temperature (B1TR)
100 (DEGC) 150

MRPS 1 Resistivity Cell Temperature (B1TR) (DEGC)

MRPS 1 Quartz Gauge Pressure (BQP1)

MRHY 1 Motor Speed

MRPS 1 Strain Gauge Pressure

MRPS 1 Strain Gauge Pressure


0 (PSIA) 10000
(HMS1) (RPM) 0 8000
(BSG1) (PSIG)
0 (PSIG) 10
MRPS 1 Strain Gauge Pressure (BSG1)
0 (PSIG) 10000
Elapsed Time (ETIM) (S)
MRPOUD Solenoid 3 Status (POUDS3)
0 (---- 30
MRPS 1 Quartz Gauge Pressure (BQP1) (PSIA)
MRPS 1 Quartz Gauge Pressure (BQP1)
0 (PSIA) 1
Retract
00:17:24 4815.9 4829.48
00:17:15 4815.9 4829.48
00:17:06 4815.9 4829.48
00:16:57 113.9 4815.9 4829.50
00:16:48 4815.9 4829.47
00:16:39 4815.9 4829.48
00:16:30 113.9 4815.9 4829.51
00:16:21 4815.9 4829.56
00:16:12 4815.9 4829.54
00:16:03 113.9 4815.6 4829.46
00:15:54 4814.8 4681.03
00:15:45 4274.9 4288.73
00:15:36 4274.5 4288.04
00:15:27 113.9 4274.3 4287.85
00:15:18 4274.2 4287.69
00:15:09 4273.9 4287.47
00:15:00 113.9 4273.6 4287.10
00:14:51 4273.3 4286.79
00:14:42 4273.0 4286.54
00:14:33 113.9 4273.0 4286.52
00:14:24 4272.9 4286.46
00:14:15 4272.9 4286.42
00:14:06 4272.7 4286.35
00:13:57 113.9 4273.1 4286.71
00:13:48 4273.2 4286.77
00:13:39 4273.1 4286.70
00:13:30 113.8 4273.5 4287.03
00:13:21 4273.5 4286.98
00:13:12 4273.3 4286.87
00:13:03 113.8 4273.2 4286.75
00:12:54 4273.1 4286.62
00:12:45 4272.9 4286.51
00:12:36 4272.9 4286.45
00:12:27 113.8 4272.8 4286.38
00:12:18 4272.8 4286.29
00:12:09 4272.7 4286.21
00:12:00 113.8 4272.5 4286.12
00:11:51 4272.4 4286.03
00:11:42 4272.4 4285.97
00:11:33 113.8 4272.3 4285.93
00:11:24 4272.3 4285.89
00:11:15 4272.2 4285.83
00:11:06 4272.3 4285.81
00:10:57 113.8 4272.1 4285.69
00:10:48 4272.1 4285.62
00:10:39 4272.0 4285.55
00:10:30 113.8 4271.9 4285.50
00:10:21 4271.9 4285.45
00:10:12 4271.9 4285.46
00:10:03 113.8 4271.8 4285.37
00:09:54 4271.9 4285.36
00:09:45 4271.8 4285.33
00:09:36 4271.7 4285.33
00:09:27 113.8 4271.5 4285.00
00:09:18 4271.3 4284.89
00:09:09 4271.3 4284.89
00:09:00 113.8 4271.2 4284.79
00:08:51 4271.2 4284.73
00:08:42 4271.2 4284.71
00:08:33 113.7 4271.2 4284.70
00:08:24 4271.1 4284.65
00:08:15 4271.1 4284.64
00:08:06 4271.1 4284.65
00:07:57 113.7 4271.1 4284.63
00:07:48 4271.1 4284.64
00:07:39 4271.1 4284.65

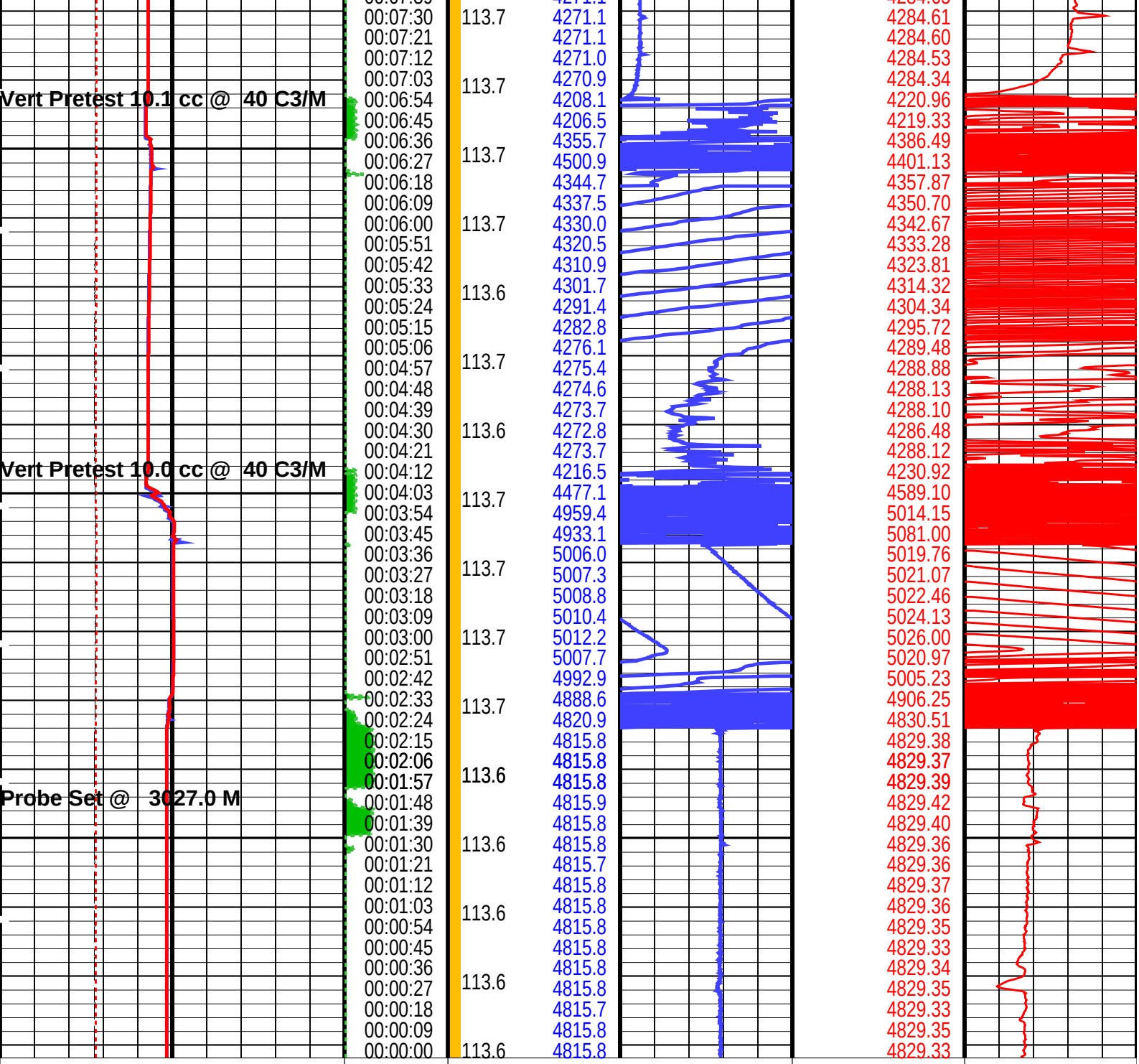

| Elapsed Time (ETIM) (S) | | |

Time Mark Every 60 S

Parameters

DLIS Name	Description	Value	
	MRPS_1: Single Probe Module (MRPS) 1		
QGCA	Quartz Gauge Pressure Correction Applied	DYCO	
QGDA	Quartz Gauge Deviation Angle	0	DEG
QGFD	Quartz Gauge Flow Line Density	1	G/C3
	LFA: Live Fluid Analyzer		
PDCO	Probe Depth Correction Offset	0	M
	MRPC: Power Cartridge		
PDCO	Probe Depth Correction Offset	0	M

Format: MRPS_1_SGQG_Station Vertical Scale: 1" per 60S Graphics File Created: 25−Nov−2004 21:53

OP System Version: 12C0−301

MCM

MRPS_1	12C0−301	MRHY_1	12C0−301
MRPO_UD	12C0−301	LFA	12C0−301
MRMS_1	12C0−301	MRMS_2	12C0−301
MRPC	12C0−301	SGT−L	12C0−301
TCC−BF	12C0−301		

Output DLIS Files

DEFAULT	MDT_OFA_063LTP	FN:81	PRODUCER	25−Nov−2004 21:53
RT_BACKUP	MDT_OFA_063LTP	FN:82	PRODUCER	25−Nov−2004 21:53

Schlumberger

Pretest @ 3027.5 mMD

MAXIS Field Log

File 64 Depth, M: 3027.53 Volumetric Limited draw−down − Large−Diameter probe

Mud Pressure before test, PSIA:	4830.43
Mud Pressure after test, PSIA:	4830.41
Last build−up pressure, PSIA:	4284.88
Draw−down mobility, md/cp:	19.2

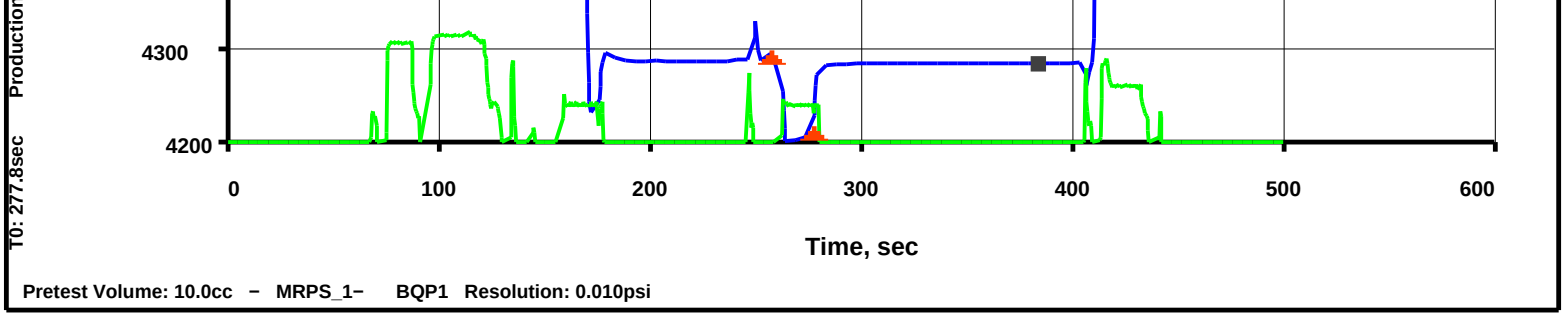

Output DLIS Files

DEFAULT	MDT_OFA_064LTP	FN:83	PRODUCER	25–Nov–2004 22:13
RT_BACKUP	MDT_OFA_064LTP	FN:84	PRODUCER	25–Nov–2004 22:12

Elapsed Time (s)	Event Summary
409.2	Retract Single Probe Module (MRPS) 1
258.0	Vert Pretest 10.0 cc @ 40 C3/M Single Probe Module (MRPS) 1
154.5	Vert Pretest 10.0 cc @ 40 C3/M Single Probe Module (MRPS) 1
91.8	Probe Set @ 3027.5 M Single Probe Module (MRPS) 1

PIP SUMMARY

Time Mark Every 60 S

MRPS 1 Quartz Gauge Temperature (BQT1)
100 (DEGC) 150

MRPS 1 Resistivity Cell Temperature (B1TR)
100 (DEGC) 150

MRPS 1 Quartz Gauge Pressure (BQP1)
0 (PSIA) 10000

MRHY 1 Motor Speed (HMS1) (RPM)
0 8000

MRPS 1 Resistivity Cell Temperature (B1TR) (DEGC)

MRPS 1 Strain Gauge Pressure (BSG1) (PSIG)

MRPS 1 Strain Gauge Pressure (BSG1)
0 (PSIG) 10

MRPS 1 Strain Gauge Pressure (BSG1)
0 (PSIG) 10000

Elapsed Time (ETIM) (S)	MRPOUD Solenoid 3 Status (POUDS3) 0 (–––– 30		MRPS 1 Quartz Gauge Pressure (BQP1) (PSIA)	MRPS 1 Quartz Gauge Pressure (BQP1) 0 (PSIA) 1
00:08:33	114.0	4816.8	4830.41	
00:08:24		4816.8	4830.41	
00:08:15		4816.8	4830.42	
00:08:06		4816.8	4830.43	
00:07:57	114.0	4816.8	4830.43	
00:07:48		4816.8	4830.44	
00:07:39		4816.8	4830.44	
00:07:30	114.0	4816.8	4830.46	
00:07:21		4816.9	4830.51	
00:07:12		4816.9	4830.50	
00:07:03	114.0	4816.7	4830.46	
00:06:54		4815.9	4829.69	
00:06:45		4271.3	4286.13	
00:06:36		4271.3	4284.86	
00:06:27	114.0	4271.4	4284.88	
00:06:18		4271.4	4284.89	
00:06:09		4271.4	4284.90	

Retract

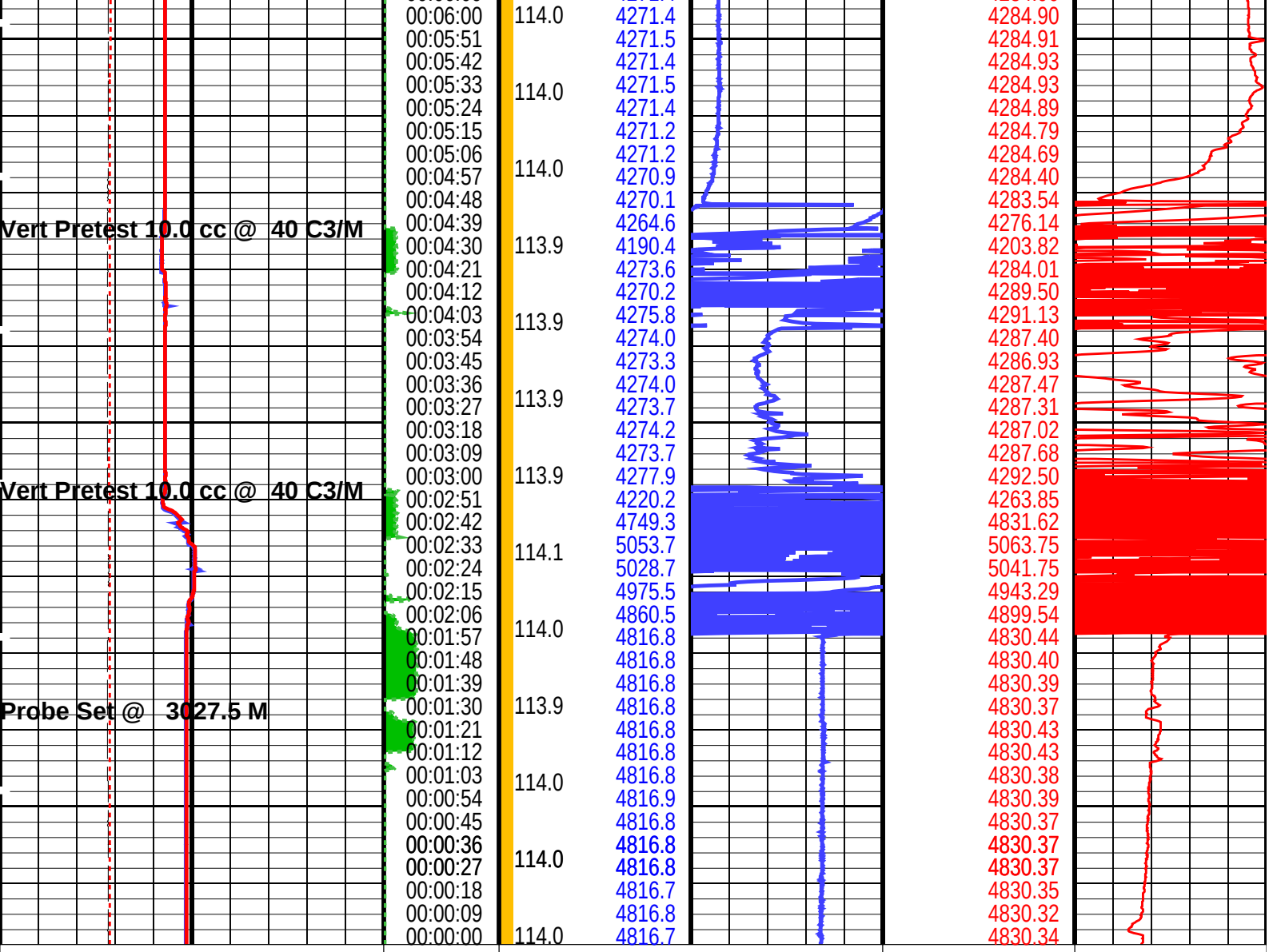

MRPS 1 Strain Gauge Pressure (BSG1)
0 (PSIG) 10000

Elapsed Time (ETIM) (S)

MRPOUD Solenoid 3 Status (POUDS3)
0 (---- 30

MRPS 1 Quartz Gauge Pressure (BQP1) (PSIA)

MRPS 1 Quartz Gauge Pressure (BQP1)
0 (PSIA) 1

MRPS 1 Quartz Gauge Pressure (BQP1)
0 (PSIA) 10000

MRHY 1 Motor Speed (HMS1) (RPM)
0 8000

MRPS 1 Strain Gauge Pressure (BSG1) (PSIG)

MRPS 1 Strain Gauge Pressure (BSG1)
0 (PSIG) 10

MRPS 1 Resistivity Cell Temperature (B1TR)
100 (DEGC) 150

MRPS 1 Resistivity Cell Temperature (B1TR) (DEGC)

MRPS 1 Quartz Gauge Temperature (BQT1)
100 (DEGC) 150

PIP SUMMARY

Time Mark Every 60 S

Parameters

DLIS Name	Description	Value	
	MRPS_1: Single Probe Module (MRPS) 1		
QGCA	Quartz Gauge Pressure Correction Applied	DYCO	
QGDA	Quartz Gauge Deviation Angle	0	DEG
QGFD	Quartz Gauge Flow Line Density	1	G/C3
	LFA: Live Fluid Analyzer		
PDCO	Probe Depth Correction Offset	0	M

PDCO	Probe Depth Correction Offset	0	M
MRPC: Power Cartridge			
PDCO	Probe Depth Correction Offset	0	M

Format: MRPS_1_SGQG_Station Vertical Scale: 1" per 60S Graphics File Created: 25−Nov−2004 22:13

OP System Version: 12C0−301

MCM

MRPS_1	12C0−301	MRHY_1	12C0−301
MRPO_UD	12C0−301	LFA	12C0−301
MRMS_1	12C0−301	MRMS_2	12C0−301
MRPC	12C0−301	SGT−L	12C0−301
TCC−BF	12C0−301		

Output DLIS Files

DEFAULT	MDT_OFA_064LTP	FN:83	PRODUCER	25−Nov−2004 22:13
RT_BACKUP	MDT_OFA_064LTP	FN:84	PRODUCER	25−Nov−2004 22:12

Schlumberger

Pretest @ 3040.5 mMD

MAXIS Field Log

File 65 Depth, M: 3040.50 Volumetric Limited draw−down − Large−Diameter probe

Mud Pressure before test, PSIA:	4850.9
Mud Pressure after test, PSIA:	4850.94
Last build−up pressure, PSIA:	**4312.48**
Draw−down mobility, md/cp:	9.8

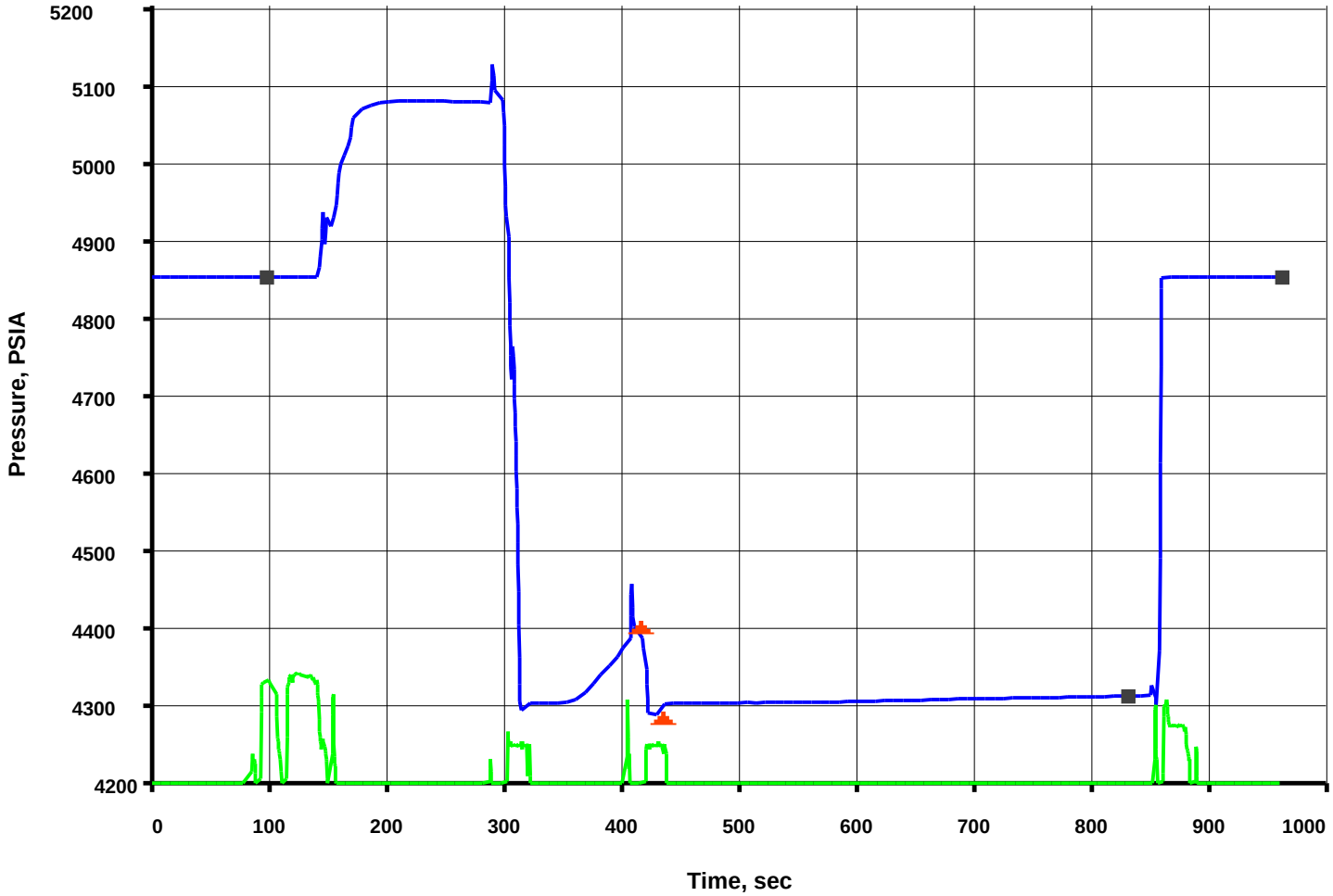

T0: 435.9sec Production time: 14.1sec

Pretest Volume: 10.0cc − MRPS_1− PQP1 Resolution: 0.010psi

Pretest Volume: 10.0cc – MRPS_1– BQP1 Resolution: 0.010psi

Output DLIS Files

DEFAULT	MDT_OFA_065LTP	FN:85	PRODUCER	25–Nov–2004 22:30
RT_BACKUP	MDT_OFA_065LTP	FN:86	PRODUCER	25–Nov–2004 22:29

Elapsed Time (s)	Event Summary
856.8	Retract Single Probe Module (MRPS) 1
416.7	Vert Pretest 10.0 cc @ 40 C3/M Single Probe Module (MRPS) 1
298.2	Vert Pretest 10.0 cc @ 40 C3/M Single Probe Module (MRPS) 1
111.0	Probe Set @ 3040.5 M Single Probe Module (MRPS) 1

PIP SUMMARY

Time Mark Every 60 S

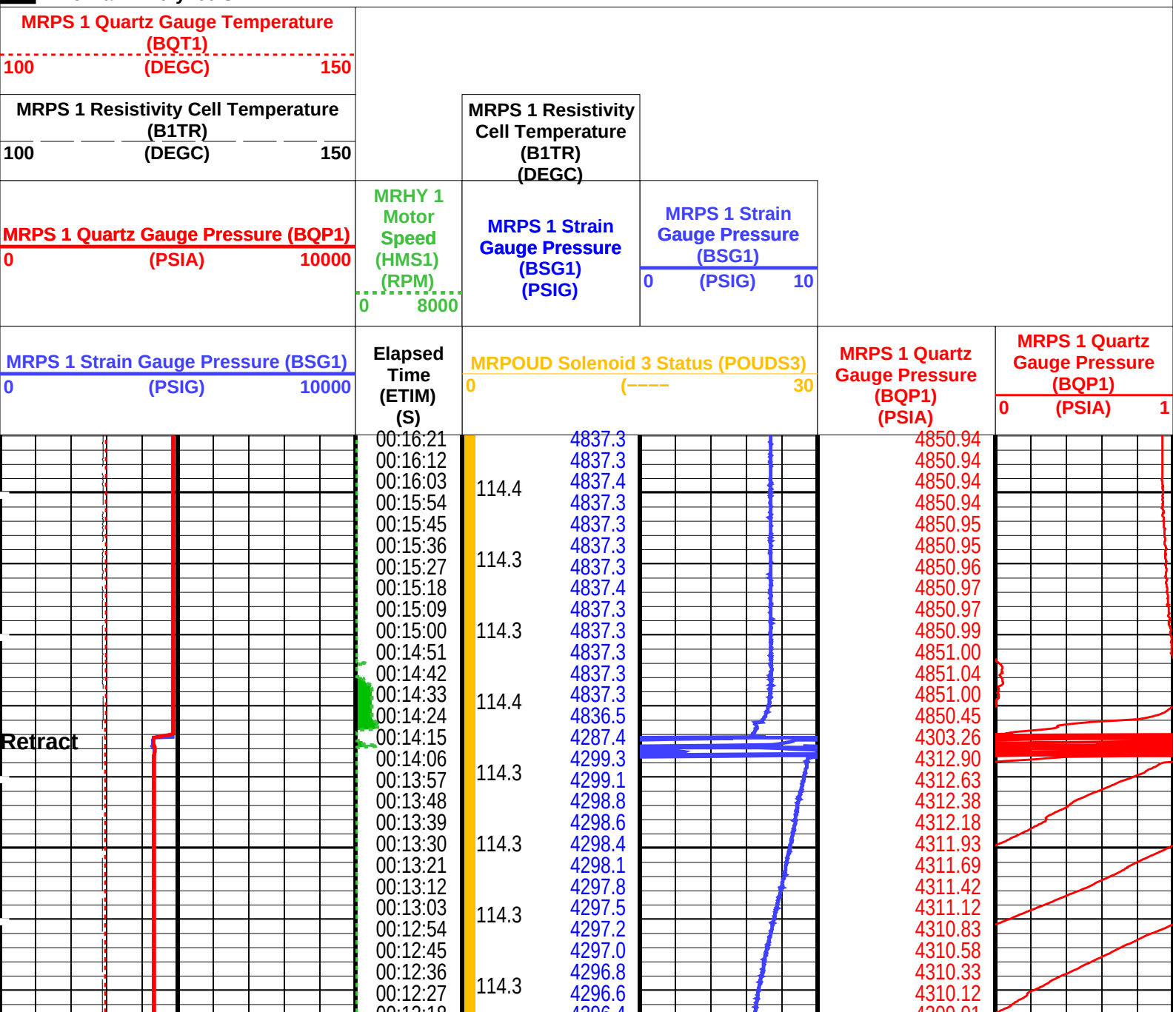

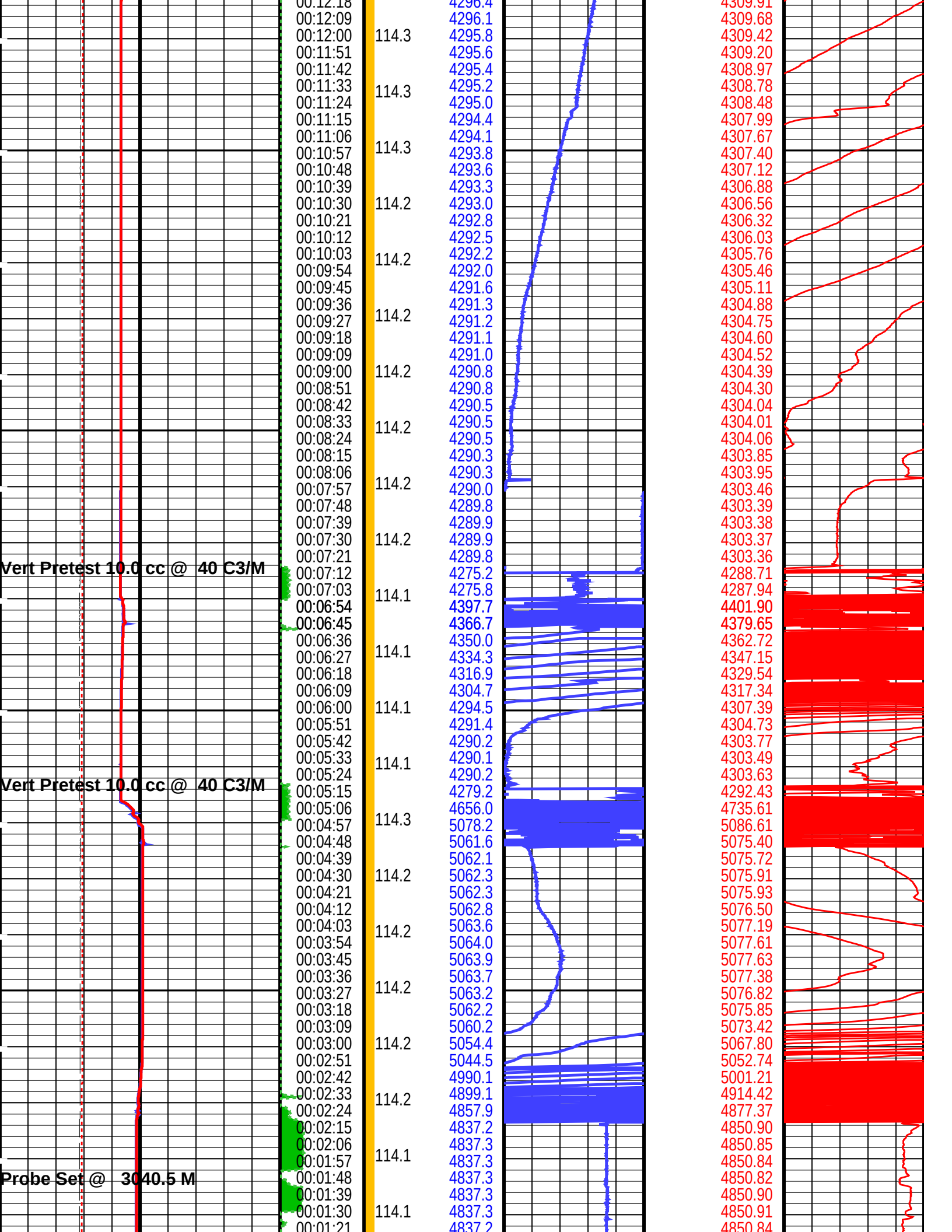
Vert Pretest 10.0 cc @ 40 C3/M
Vert Pretest 10.0 cc @ 40 C3/M
Probe Set @ 3040.5 M



MRPS 1 Strain Gauge Pressure (BSG1)	Elapsed Time (ETIM) (S)	MRPOUD Solenoid 3 Status (POUDS3)	MRPS 1 Quartz Gauge Pressure (BQP1) (PSIA)	MRPS 1 Quartz Gauge Pressure (BQP1)
0 (PSIG) 10000		0 (---- 30		0 (PSIA) 1

MRPS 1 Quartz Gauge Pressure (BQP1)	MRHY 1 Motor Speed (HMS1) (RPM)	MRPS 1 Strain Gauge Pressure (BSG1) (PSIG)	MRPS 1 Strain Gauge Pressure (BSG1)
0 (PSIA) 10000	0 8000		0 (PSIG) 10

MRPS 1 Resistivity Cell Temperature (B1TR)	MRPS 1 Resistivity Cell Temperature (B1TR) (DEGC)
100 (DEGC) 150	

MRPS 1 Quartz Gauge Temperature (BQT1)
100 (DEGC) 150

PIP SUMMARY

Time Mark Every 60 S

Parameters

DLIS Name	Description	Value	
	MRPS_1: Single Probe Module (MRPS) 1		
QGCA	Quartz Gauge Pressure Correction Applied	DYCO	
QGDA	Quartz Gauge Deviation Angle	0	DEG
QGFD	Quartz Gauge Flow Line Density	1	G/C3
	LFA: Live Fluid Analyzer		
PDCO	Probe Depth Correction Offset	0	M
	MRPC: Power Cartridge		
PDCO	Probe Depth Correction Offset	0	M

Format: MRPS_1_SGQG_Station Vertical Scale: 1" per 60S Graphics File Created: 25-Nov-2004 22:30

OP System Version: 12C0-301

MCM

MRPS_1	12C0-301	MRHY_1	12C0-301
MRPO_UD	12C0-301	LFA	12C0-301
MRMS_1	12C0-301	MRMS_2	12C0-301
MRPC	12C0-301	SGT-L	12C0-301
TCC-BF	12C0-301		

Output DLIS Files

DEFAULT	MDT_OFA_065LTP	FN:85	PRODUCER	25-Nov-2004 22:30
RT_BACKUP	MDT_OFA_065LTP	FN:86	PRODUCER	25-Nov-2004 22:29

File 66 Depth, M: 3040.74 Volumetric Limited draw−down − Large−Diameter probe

Mud Pressure before test, PSIA:	4851.39
Mud Pressure after test, PSIA:	4851.48
Last build−up pressure, PSIA:	4305.26
Draw−down mobility, md/cp:	11.4

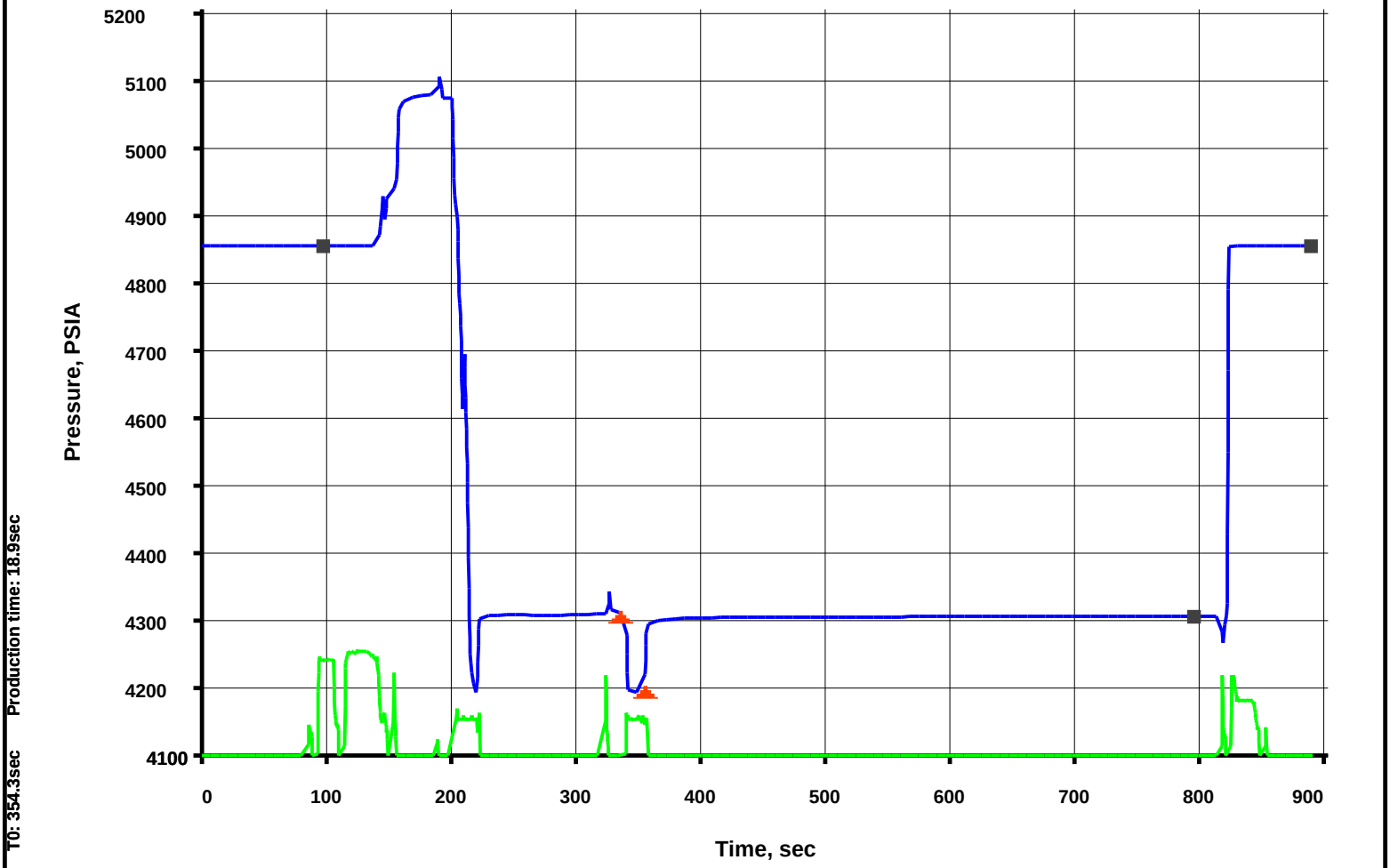

Pretest Volume: 9.9 cc − MRPS_1− BQP1 Resolution: 0.010psi

Output DLIS Files

DEFAULT	MDT_OFA_066LTP	FN:87	PRODUCER	25−Nov−2004 22:49
RT_BACKUP	MDT_OFA_066LTP	FN:88	PRODUCER	25−Nov−2004 22:49

Elapsed Time (s)	Event Summary
817.8	Retract Single Probe Module (MRPS) 1
334.5	Vert Pretest 9.9 cc @ 40 C3/M Single Probe Module (MRPS) 1
198.9	Vert Pretest 9.9 cc @ 40 C3/M Single Probe Module (MRPS) 1
110.1	Probe Set @ 3040.7 M Single Probe Module (MRPS) 1

PIP SUMMARY

Time Mark Every 60 S

MRPS 1 Quartz Gauge Temperature (BQT1)

100 (DEGC) 150

MRPS 1 Resistivity Cell Temperature

MRPS 1 Resistivity

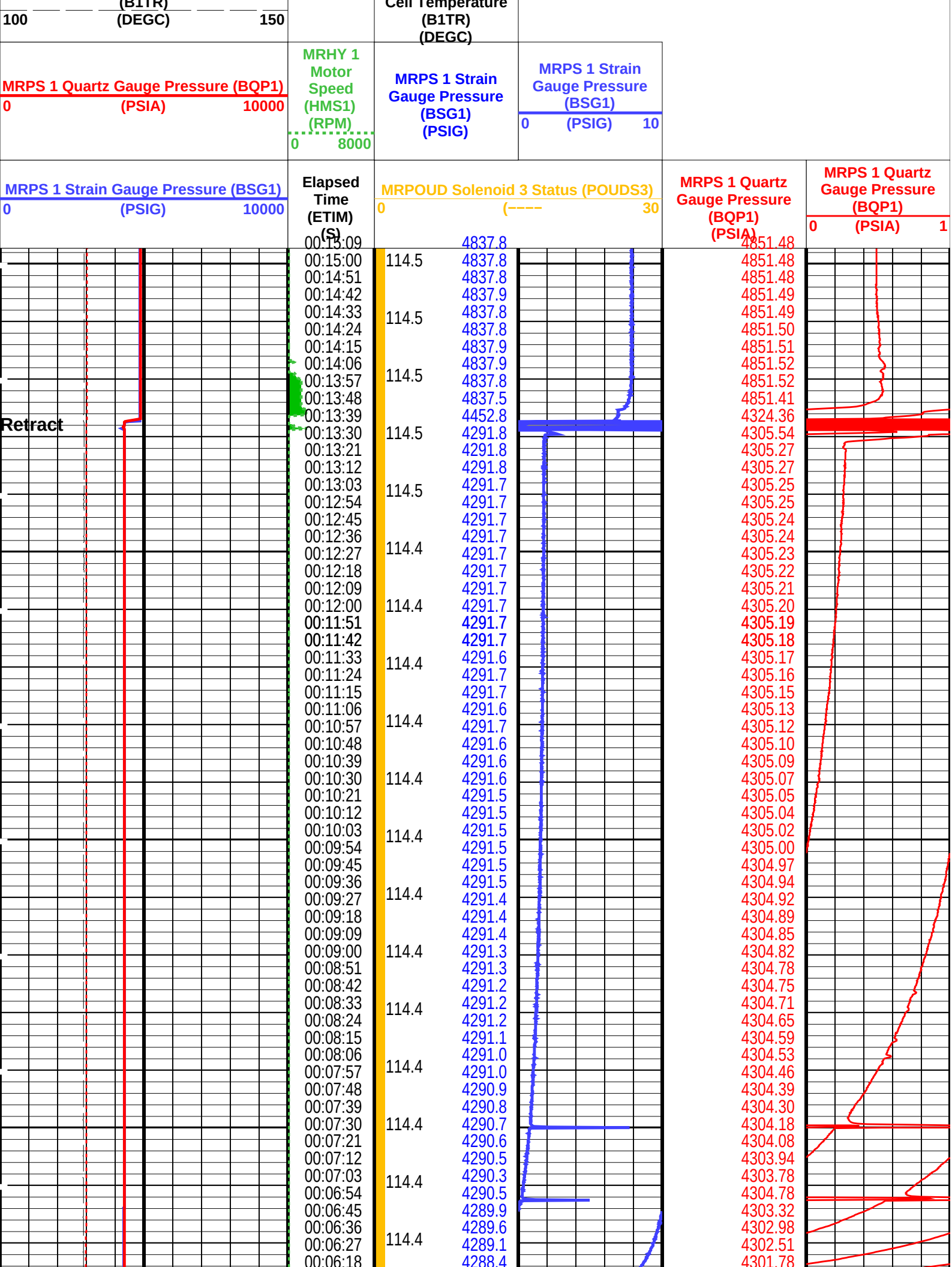
(B1TR)
100
(DEGC)
150
Cell Temperature (B1TR) (DEGC)
MRPS 1 Quartz Gauge Pressure (BQP1)
0
(PSIA)
10000
MRHY 1 Motor Speed (HMS1) (RPM)
0
8000
MRPS 1 Strain Gauge Pressure (BSG1) (PSIG)
MRPS 1 Strain Gauge Pressure (BSG1)
0
(PSIG)
10
MRPS 1 Strain Gauge Pressure (BSG1)
0
(PSIG)
10000
Elapsed Time (ETIM) (S)
MRPOUD Solenoid 3 Status (POUDS3)
0
(----
30
MRPS 1 Quartz Gauge Pressure (BQP1) (PSIA)
MRPS 1 Quartz Gauge Pressure (BQP1)
0
(PSIA)
1
Retract
00:15:09 4837.8 4851.48
00:15:00 114.5 4837.8 4851.48
00:14:51 4837.8 4851.48
00:14:42 4837.9 4851.49
00:14:33 114.5 4837.8 4851.49
00:14:24 4837.8 4851.50
00:14:15 4837.9 4851.51
00:14:06 4837.9 4851.52
00:13:57 114.5 4837.8 4851.52
00:13:48 4837.5 4851.41
00:13:39 4452.8 4324.36
00:13:30 114.5 4291.8 4305.54
00:13:21 4291.8 4305.27
00:13:12 4291.8 4305.27
00:13:03 114.5 4291.7 4305.25
00:12:54 4291.7 4305.25
00:12:45 4291.7 4305.24
00:12:36 4291.7 4305.24
00:12:27 114.4 4291.7 4305.23
00:12:18 4291.7 4305.22
00:12:09 4291.7 4305.21
00:12:00 114.4 4291.7 4305.20
00:11:51 4291.7 4305.19
00:11:42 4291.7 4305.18
00:11:33 4291.6 4305.17
00:11:24 114.4 4291.7 4305.16
00:11:15 4291.7 4305.15
00:11:06 4291.6 4305.13
00:10:57 114.4 4291.7 4305.12
00:10:48 4291.6 4305.10
00:10:39 4291.6 4305.09
00:10:30 114.4 4291.6 4305.07
00:10:21 4291.5 4305.05
00:10:12 4291.5 4305.04
00:10:03 114.4 4291.5 4305.02
00:09:54 4291.5 4305.00
00:09:45 4291.5 4304.97
00:09:36 4291.5 4304.94
00:09:27 114.4 4291.4 4304.92
00:09:18 4291.4 4304.89
00:09:09 4291.4 4304.85
00:09:00 114.4 4291.3 4304.82
00:08:51 4291.3 4304.78
00:08:42 4291.2 4304.75
00:08:33 114.4 4291.2 4304.71
00:08:24 4291.2 4304.65
00:08:15 4291.1 4304.59
00:08:06 114.4 4291.0 4304.53
00:07:57 4291.0 4304.46
00:07:48 4290.9 4304.39
00:07:39 4290.8 4304.30
00:07:30 114.4 4290.7 4304.18
00:07:21 4290.6 4304.08
00:07:12 4290.5 4303.94
00:07:03 114.4 4290.3 4303.78
00:06:54 4290.5 4304.78
00:06:45 4289.9 4303.32
00:06:36 4289.6 4302.98
00:06:27 114.4 4289.1 4302.51
00:06:18 4288.4 4301.78

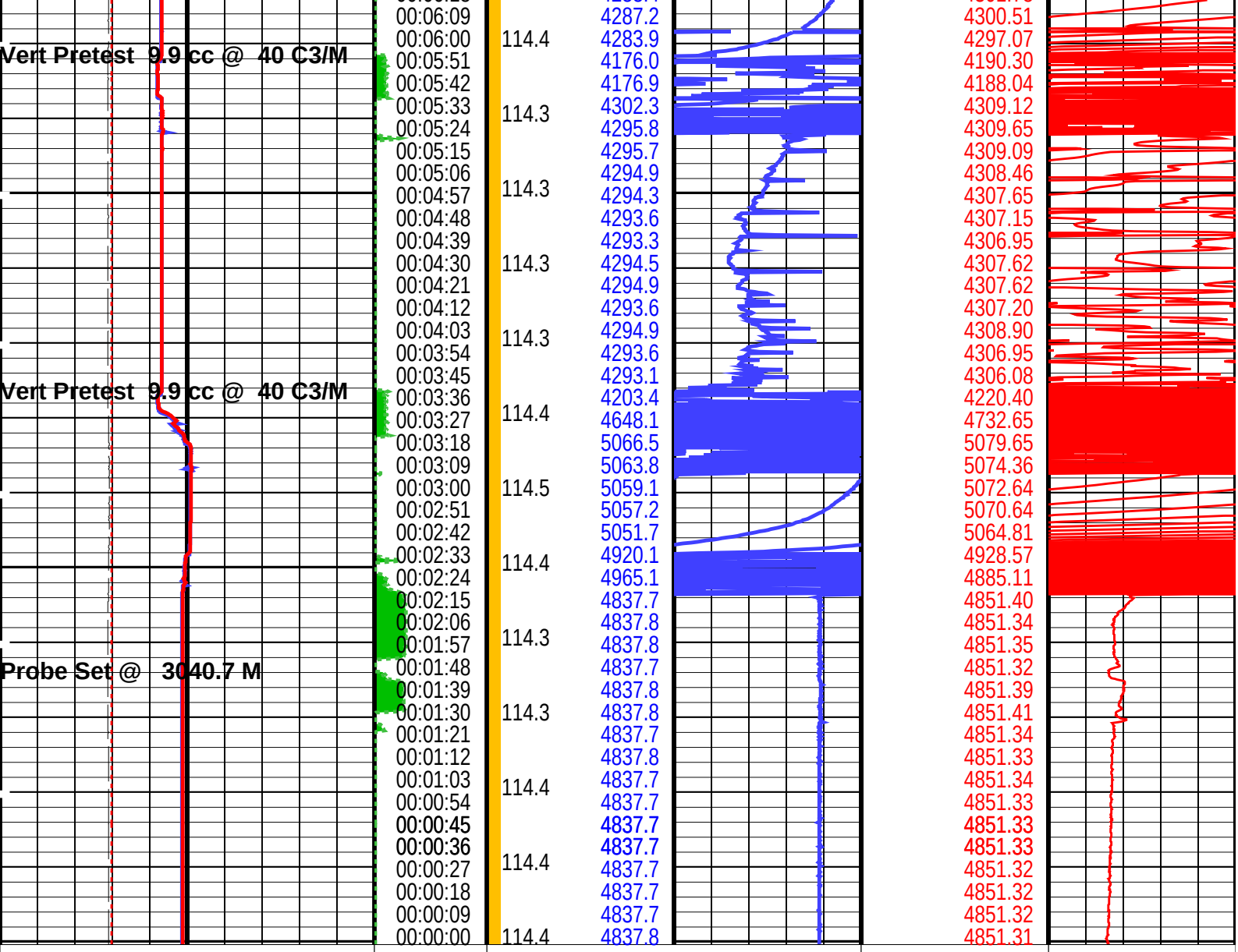

MRPS 1 Strain Gauge Pressure (BSG1)
0 (PSIG) 10000

Elapsed Time (ETIM) (S)

MRPOUD Solenoid 3 Status (POUDS3)
0 (----- 30

MRPS 1 Quartz Gauge Pressure (BQP1) (PSIA)

MRPS 1 Quartz Gauge Pressure (BQP1)
0 (PSIA) 1

MRPS 1 Quartz Gauge Pressure (BQP1)
0 (PSIA) 10000

MRHY 1 Motor Speed (HMS1) (RPM)
0 8000

MRPS 1 Strain Gauge Pressure (BSG1) (PSIG)

MRPS 1 Strain Gauge Pressure (BSG1)
0 (PSIG) 10

MRPS 1 Resistivity Cell Temperature (B1TR)
100 (DEGC) 150

MRPS 1 Resistivity Cell Temperature (B1TR) (DEGC)

MRPS 1 Quartz Gauge Temperature (BQT1)
100 (DEGC) 150

PIP SUMMARY

Time Mark Every 60 S

Parameters

DLIS Name	Description	Value	
	MRPS_1: Single Probe Module (MRPS) 1		
QGCA	Quartz Gauge Pressure Correction Applied	DYCO	
QGDA	Quartz Gauge Deviation Angle	0	DEG
QGFD	Quartz Gauge Flow Line Density	1	G/C3

LFA: Live Fluid Analyzer			
PDCO	Probe Depth Correction Offset	0	M
MRPC: Power Cartridge			
PDCO	Probe Depth Correction Offset	0	M

Format: MRPS_1_SGQG_Station Vertical Scale: 1" per 60S Graphics File Created: 25−Nov−2004 22:49

OP System Version: 12C0−301

MCM

MRPS_1	12C0−301	MRHY_1	12C0−301
MRPO_UD	12C0−301	LFA	12C0−301
MRMS_1	12C0−301	MRMS_2	12C0−301
MRPC	12C0−301	SGT−L	12C0−301
TCC−BF	12C0−301		

Output DLIS Files

DEFAULT	MDT_OFA_066LTP	FN:87	PRODUCER	25−Nov−2004 22:49
RT_BACKUP	MDT_OFA_066LTP	FN:88	PRODUCER	25−Nov−2004 22:49

Schlumberger

Pretest @ 3045.0 mMD

MAXIS Field Log

File 69 Depth, M: 3044.98 Volumetric Limited draw−down − Large−Diameter probe

Mud Pressure before test, PSIA:	4857.23
Mud Pressure after test, PSIA:	4857.26
Last build−up pressure, PSIA:	4304.68
Draw−down mobility, md/cp:	6.3

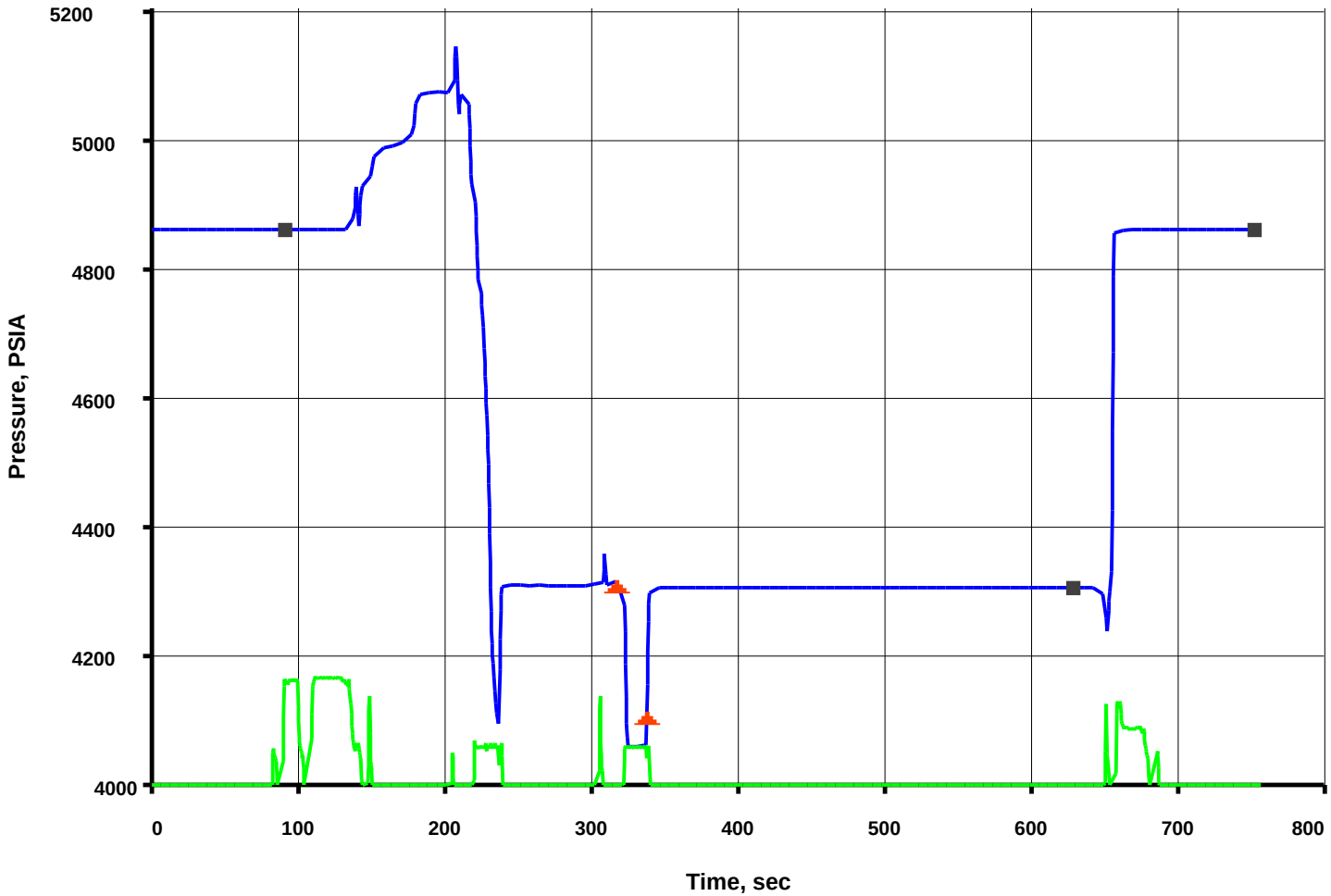

Pretest Volume: 9.9 cc – MRPS_1– BQP1 Resolution: 0.010psi

Output DLIS Files

DEFAULT	MDT_OFA_069LTP	FN:93	PRODUCER	25–Nov–2004 23:23
RT_BACKUP	MDT_OFA_069LTP	FN:94	PRODUCER	25–Nov–2004 23:23

Event Summary

Elapsed Time (s)	
653.7	Retract Single Probe Module (MRPS) 1
317.7	Vert Pretest 9.9 cc @ 40 C3/M Single Probe Module (MRPS) 1
215.7	Vert Pretest 9.9 cc @ 40 C3/M Single Probe Module (MRPS) 1
104.7	Probe Set @ 3045.0 M Single Probe Module (MRPS) 1

PIP SUMMARY

Time Mark Every 60 S

MRPS 1 Quartz Gauge Temperature (BQT1)
100 (DEGC) 150

MRPS 1 Resistivity Cell Temperature (B1TR)
100 (DEGC) 150

MRPS 1 Resistivity Cell Temperature (B1TR) (DEGC)

MRPS 1 Quartz Gauge Pressure (BQP1)
0 (PSIA) 10000

MRHY 1 Motor Speed (HMS1) (RPM)
0 8000

MRPS 1 Strain Gauge Pressure (BSG1) (PSIG)

MRPS 1 Strain Gauge Pressure (BSG1)
0 (PSIG) 10000

MRPS 1 Strain Gauge Pressure (BSG1)
0 (PSIG) 10

Elapsed Time (ETIM) (S)

MRPOUD Solenoid 3 Status (POUDS3)
0 (---- 30

MRPS 1 Quartz Gauge Pressure (BQP1) (PSIA)

MRPS 1 Quartz Gauge Pressure (BQP1)
0 (PSIA) 1

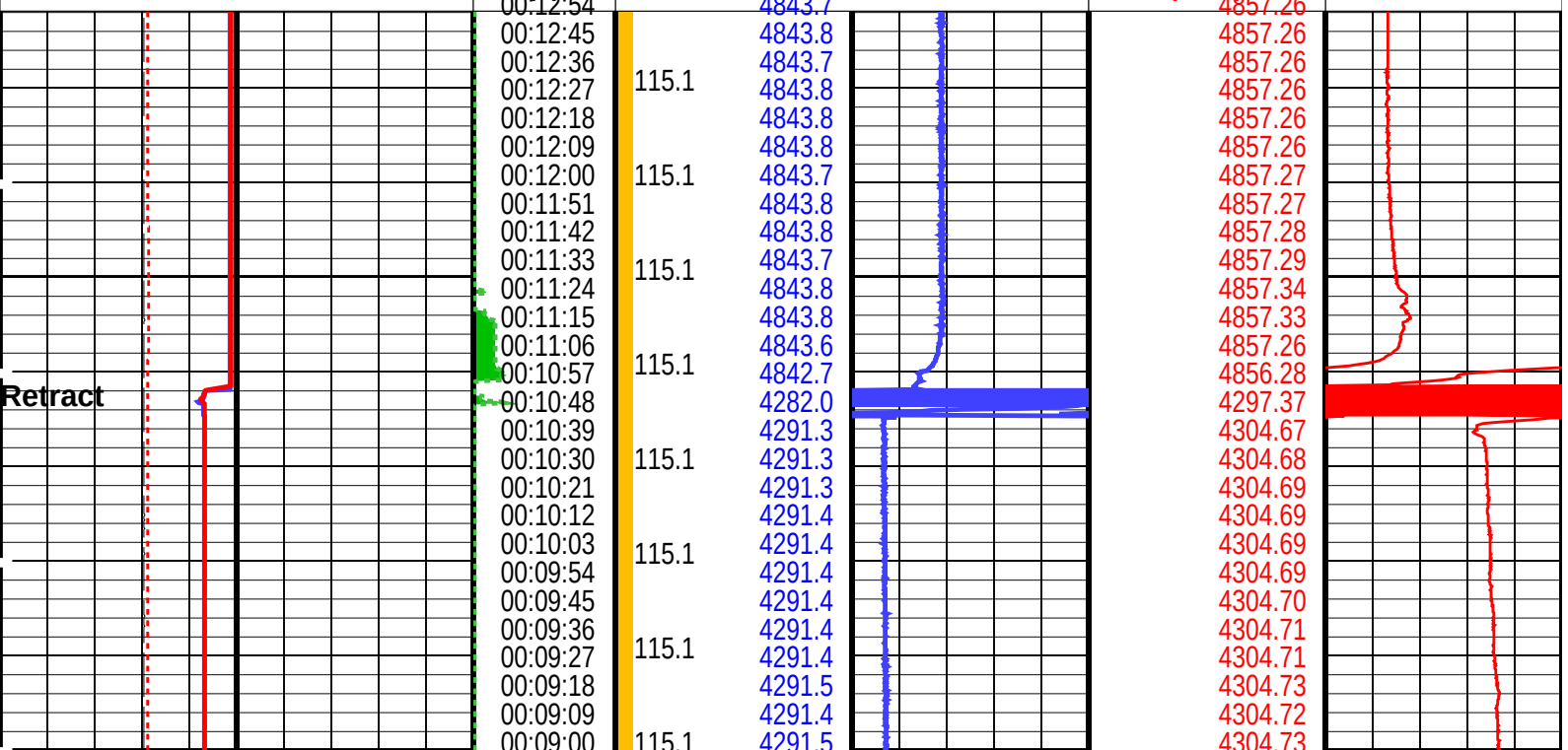

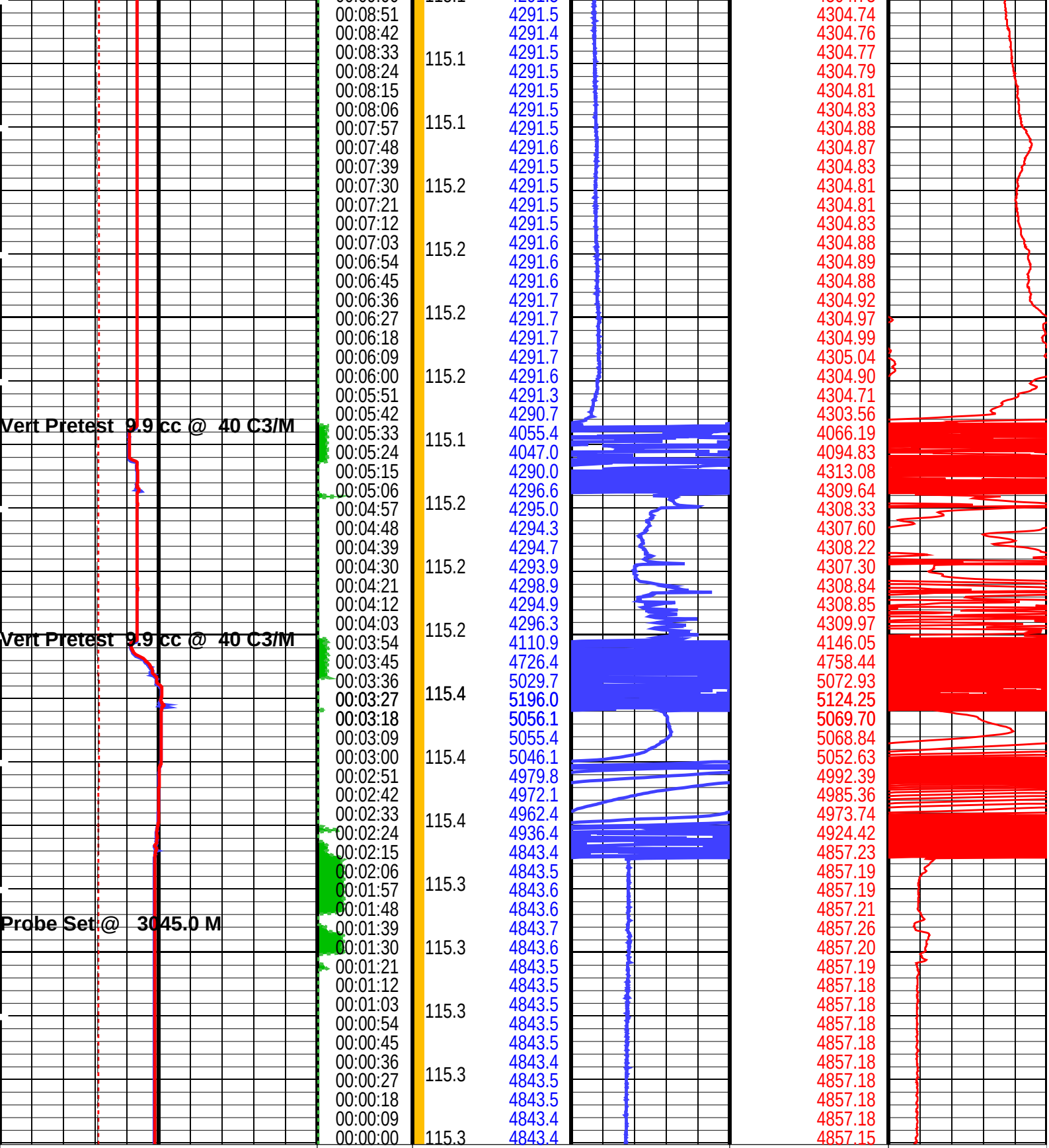

MRPS 1 Strain Gauge Pressure (BSG1)
0 (PSIG) 10000

Elapsed Time (ETIM) (S)

MRPOUD Solenoid 3 Status (POUDS3)
0 (---- 30

MRPS 1 Quartz Gauge Pressure (BQP1) (PSIA)

MRPS 1 Quartz Gauge Pressure (BQP1)
0 (PSIA) 1

MRPS 1 Quartz Gauge Pressure (BQP1)
0 (PSIA) 10000

MRHY 1 Motor Speed (HMS1) (RPM)
0 8000

MRPS 1 Strain Gauge Pressure (BSG1) (PSIG)

MRPS 1 Strain Gauge Pressure (BSG1)
0 (PSIG) 10

MRPS 1 Resistivity Cell Temperature

MRPS 1 Resistivity

(B1TR)
100 (DEGC) 150

MRPS 1 Quartz Gauge Temperature (BQT1)
100 (DEGC) 150

Cell Temperature (B1TR) (DEGC)

PIP SUMMARY

Time Mark Every 60 S

Parameters

DLIS Name	Description	Value	
	MRPS_1: Single Probe Module (MRPS) 1		
QGCA	Quartz Gauge Pressure Correction Applied	DYCO	
QGDA	Quartz Gauge Deviation Angle	0	DEG
QGFD	Quartz Gauge Flow Line Density	1	G/C3
	LFA: Live Fluid Analyzer		
PDCO	Probe Depth Correction Offset	0	M
	MRPC: Power Cartridge		
PDCO	Probe Depth Correction Offset	0	M

Format: MRPS_1_SGQG_Station Vertical Scale: 1" per 60S Graphics File Created: 25−Nov−2004 23:23

OP System Version: 12C0−301

MCM

MRPS_1	12C0−301	MRHY_1	12C0−301
MRPO_UD	12C0−301	LFA	12C0−301
MRMS_1	12C0−301	MRMS_2	12C0−301
MRPC	12C0−301	SGT−L	12C0−301
TCC−BF	12C0−301		

Output DLIS Files

DEFAULT	MDT_OFA_069LTP	FN:93	PRODUCER	25−Nov−2004 23:23
RT_BACKUP	MDT_OFA_069LTP	FN:94	PRODUCER	25−Nov−2004 23:23

Schlumberger

Pretest @ 3057.0 mMD

MAXIS Field Log

File 70 Depth, M: 3056.99 Volumetric Limited draw−down − Large−Diameter probe

Mud Pressure before test, PSIA:	4876.38
Mud Pressure after test, PSIA:	4876.5
Last build−up pressure, PSIA:	4370.27
Draw−down mobility, md/cp:	0.6

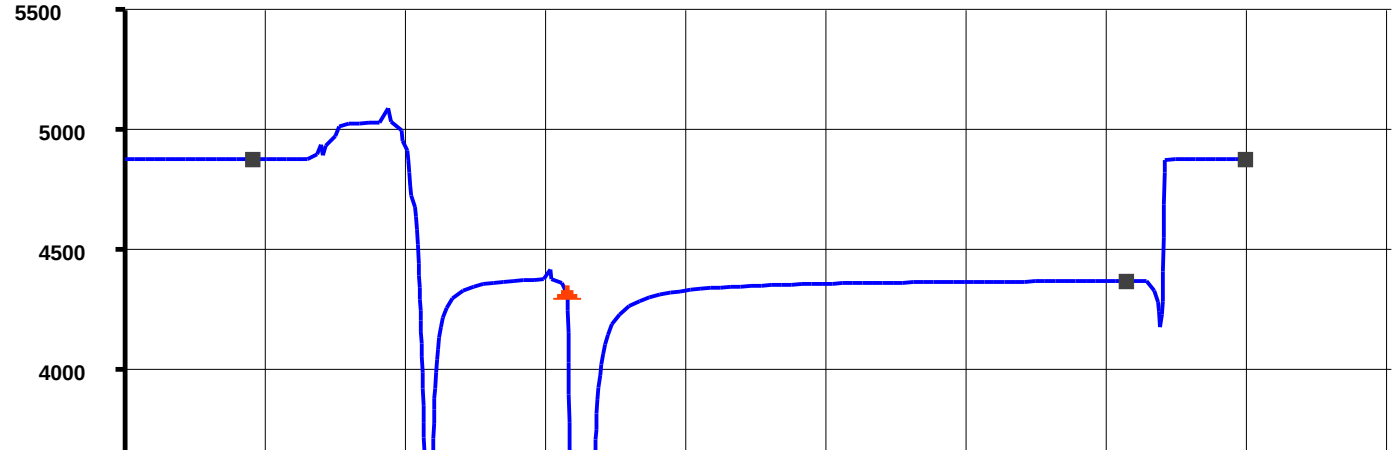

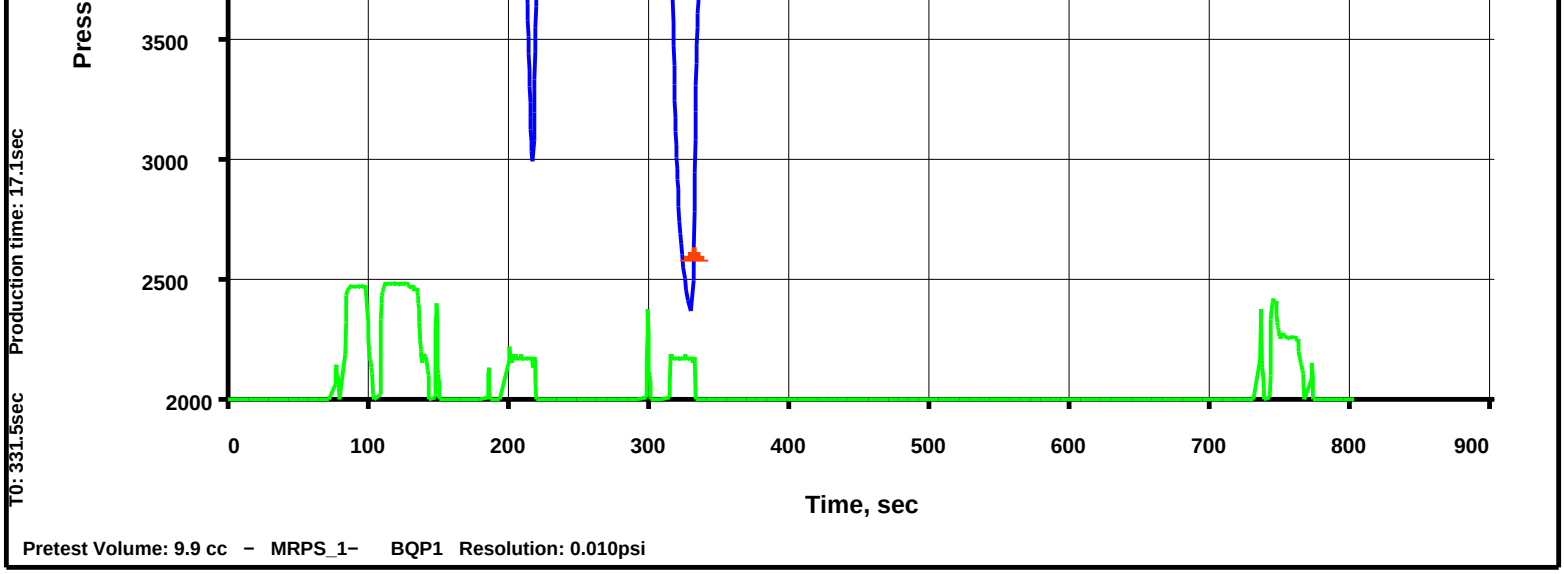

Output DLIS Files

DEFAULT	MDT_OFA_070LTP	FN:95	PRODUCER	25–Nov–2004 23:39
RT_BACKUP	MDT_OFA_070LTP	FN:96	PRODUCER	25–Nov–2004 23:39

Elapsed Time (s)	Event Summary
736.2	Retract Single Probe Module (MRPS) 1
309.3	Vert Pretest 9.9 cc @ 40 C3/M Single Probe Module (MRPS) 1
195.6	Vert Pretest 9.9 cc @ 40 C3/M Single Probe Module (MRPS) 1
104.4	Probe Set @ 3057.0 M Single Probe Module (MRPS) 1

PIP SUMMARY

Time Mark Every 60 S

MRPS 1 Quartz Gauge Temperature (BQT1)
100 (DEGC) 150

MRPS 1 Resistivity Cell Temperature (B1TR)
100 (DEGC) 150

MRPS 1 Quartz Gauge Pressure (BQP1)
0 (PSIA) 10000

MRHY 1 Motor Speed (HMS1) (RPM)
0 8000

MRPS 1 Resistivity Cell Temperature (B1TR) (DEGC)

MRPS 1 Strain Gauge Pressure (BSG1) (PSIG)

MRPS 1 Strain Gauge Pressure (BSG1)
0 (PSIG) 10

MRPS 1 Strain Gauge Pressure (BSG1)
0 (PSIG) 10000

Elapsed Time (ETIM) (S)

MRPOUD Solenoid 3 Status (POUDS3)
0 (---- 30

MRPS 1 Quartz Gauge Pressure (BQP1) (PSIA)

MRPS 1 Quartz Gauge Pressure (BQP1)
0 (PSIA) 1

Elapsed Time (ETIM) (S)	MRPOUD Solenoid 3 Status (POUDS3)		MRPS 1 Quartz Gauge Pressure (BQP1) (PSIA)
00:13:30	115.0	4862.8	4876.50
00:13:21		4862.8	4876.50
00:13:12		4862.8	4876.51
00:13:03	114.9	4862.8	4876.51
00:12:54		4862.8	4876.53
00:12:45		4862.8	4876.56
00:12:36		4862.8	4876.56
00:12:27	115.0	4862.5	4876.43

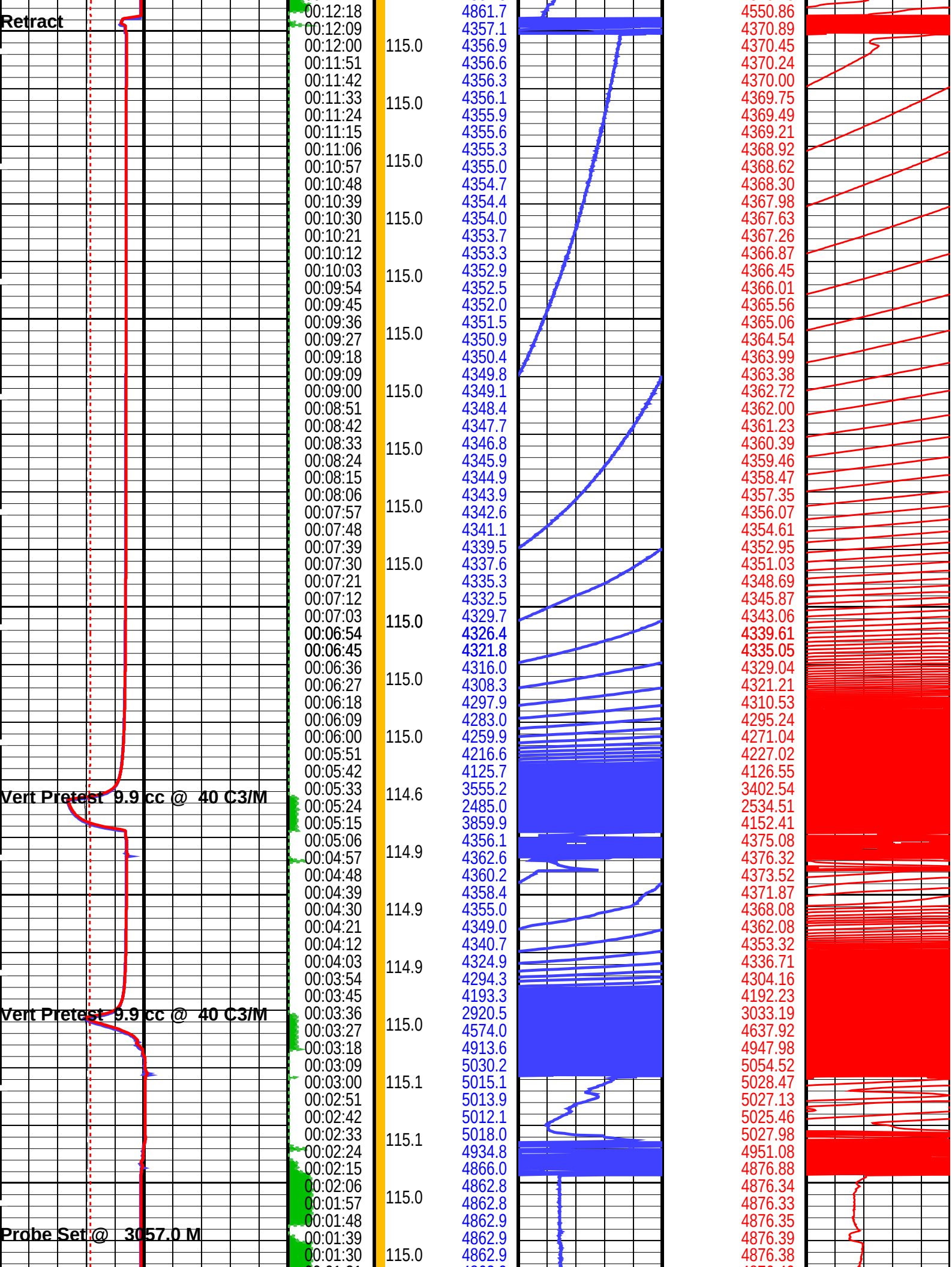
Retract
Vert Pretest 9.9 cc @ 40 C3/M
Vert Pretest 9.9 cc @ 40 C3/M
Probe Set @ 3057.0 M
00:12:18 4861.7 4550.86
00:12:09 4357.1 4370.89
00:12:00 115.0 4356.9 4370.45
00:11:51 4356.6 4370.24
00:11:42 4356.3 4370.00
00:11:33 4356.1 4369.75
00:11:24 115.0 4355.9 4369.49
00:11:15 4355.6 4369.21
00:11:06 4355.3 4368.92
00:10:57 115.0 4355.0 4368.62
00:10:48 4354.7 4368.30
00:10:39 4354.4 4367.98
00:10:30 115.0 4354.0 4367.63
00:10:21 4353.7 4367.26
00:10:12 4353.3 4366.87
00:10:03 115.0 4352.9 4366.45
00:09:54 4352.5 4366.01
00:09:45 4352.0 4365.56
00:09:36 4351.5 4365.06
00:09:27 115.0 4350.9 4364.54
00:09:18 4350.4 4363.99
00:09:09 4349.8 4363.38
00:09:00 115.0 4349.1 4362.72
00:08:51 4348.4 4362.00
00:08:42 4347.7 4361.23
00:08:33 115.0 4346.8 4360.39
00:08:24 4345.9 4359.46
00:08:15 4344.9 4358.47
00:08:06 4343.9 4357.35
00:07:57 115.0 4342.6 4356.07
00:07:48 4341.1 4354.61
00:07:39 4339.5 4352.95
00:07:30 115.0 4337.6 4351.03
00:07:21 4335.3 4348.69
00:07:12 4332.5 4345.87
00:07:03 115.0 4329.7 4343.06
00:06:54 4326.4 4339.61
00:06:45 4321.8 4335.05
00:06:36 4316.0 4329.04
00:06:27 115.0 4308.3 4321.21
00:06:18 4297.9 4310.53
00:06:09 4283.0 4295.24
00:06:00 115.0 4259.9 4271.04
00:05:51 4216.6 4227.02
00:05:42 4125.7 4126.55
00:05:33 114.6 3555.2 3402.54
00:05:24 2485.0 2534.51
00:05:15 3859.9 4152.41
00:05:06 4356.1 4375.08
00:04:57 114.9 4362.6 4376.32
00:04:48 4360.2 4373.52
00:04:39 4358.4 4371.87
00:04:30 114.9 4355.0 4368.08
00:04:21 4349.0 4362.08
00:04:12 4340.7 4353.32
00:04:03 114.9 4324.9 4336.71
00:03:54 4294.3 4304.16
00:03:45 4193.3 4192.23
00:03:36 2920.5 3033.19
00:03:27 115.0 4574.0 4637.92
00:03:18 4913.6 4947.98
00:03:09 5030.2 5054.52
00:03:00 115.1 5015.1 5028.47
00:02:51 5013.9 5027.13
00:02:42 5012.1 5025.46
00:02:33 115.1 5018.0 5027.98
00:02:24 4934.8 4951.08
00:02:15 4866.0 4876.88
00:02:06 4862.8 4876.34
00:01:57 115.0 4862.8 4876.33
00:01:48 4862.9 4876.35
00:01:39 4862.9 4876.39
00:01:30 115.0 4862.9 4876.38



MRPS 1 Strain Gauge Pressure (BSG1)	Elapsed Time (ETIM) (S)	MRPOUD Solenoid 3 Status (POUDS3)	MRPS 1 Quartz Gauge Pressure (BQP1) (PSIA)	MRPS 1 Quartz Gauge Pressure (BQP1)
0 (PSIG) 10000		0 (---- 30		0 (PSIA) 1

MRPS 1 Quartz Gauge Pressure (BQP1)	MRHY 1 Motor Speed (HMS1) (RPM)	MRPS 1 Strain Gauge Pressure (BSG1) (PSIG)	MRPS 1 Strain Gauge Pressure (BSG1)
0 (PSIA) 10000	0 8000		0 (PSIG) 10

MRPS 1 Resistivity Cell Temperature (B1TR)	MRPS 1 Resistivity Cell Temperature (B1TR) (DEGC)
100 (DEGC) 150	

MRPS 1 Quartz Gauge Temperature (BQT1)
100 (DEGC) 150

PIP SUMMARY

Time Mark Every 60 S

Parameters

DLIS Name	Description	Value	
	MRPS_1: Single Probe Module (MRPS) 1		
QGCA	Quartz Gauge Pressure Correction Applied	DYCO	
QGDA	Quartz Gauge Deviation Angle	0	DEG
QGFD	Quartz Gauge Flow Line Density	1	G/C3
	LFA: Live Fluid Analyzer		
PDCO	Probe Depth Correction Offset	0	M
	MRPC: Power Cartridge		
PDCO	Probe Depth Correction Offset	0	M

Format: MRPS_1_SGQG_Station **Vertical Scale: 1" per 60S** **Graphics File Created: 25-Nov-2004 23:39**

OP System Version: 12C0-301

MCM

MRPS_1	12C0-301	MRHY_1	12C0-301
MRPO_UD	12C0-301	LFA	12C0-301
MRMS_1	12C0-301	MRMS_2	12C0-301
MRPC	12C0-301	SGT-L	12C0-301
TCC-BF	12C0-301		

Output DLIS Files

DEFAULT	MDT_OFA_070LTP	FN:95	PRODUCER	25-Nov-2004 23:39
RT_BACKUP	MDT_OFA_070LTP	FN:96	PRODUCER	25-Nov-2004 23:39

Schlumberger

Pretest @ 3057.2mMD

File 71 Depth, M: 3057.18 Volumetric Limited draw−down − Large−Diameter probe

Mud Pressure before test, PSIA:	4876.87
Mud Pressure after test, PSIA:	4876.89
Last build−up pressure, PSIA:	4350.7
Draw−down mobility, md/cp:	126

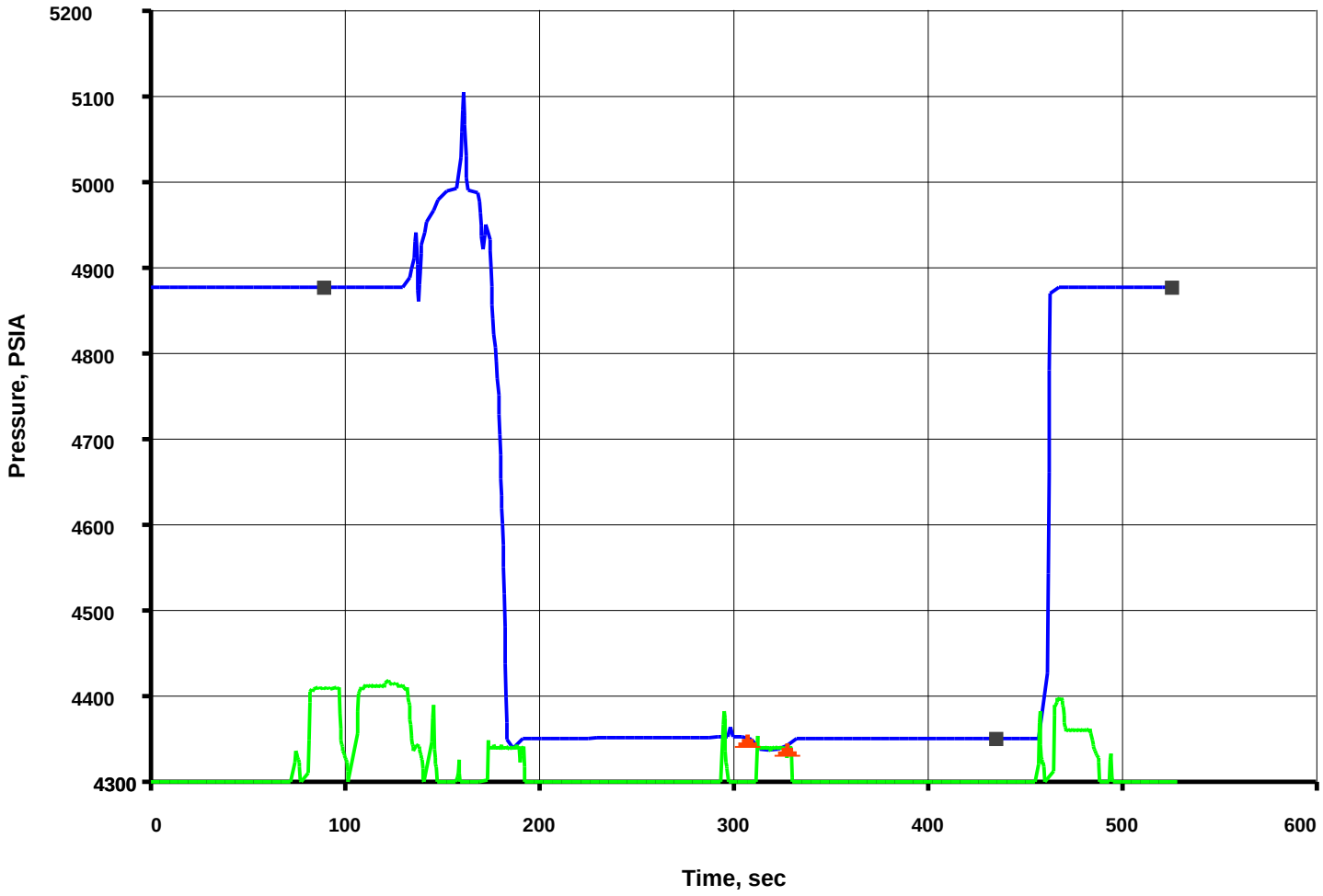

Pretest Volume: 10.1cc − MRPS_1− BQP1 Resolution: 0.010psi

Output DLIS Files

DEFAULT	MDT_OFA_071LTP	FN:97	PRODUCER	25−Nov−2004 23:55	3057.2 M	1.4 M
RT_BACKUP	MDT_OFA_071LTP	FN:98	PRODUCER	25−Nov−2004 23:55	3057.2 M	1.4 M

Elapsed Time (s)	Event Summary
460.2	Retract Single Probe Module (MRPS) 1
307.5	Vert Pretest 10.1 cc @ 40 C3/M Single Probe Module (MRPS) 1
168.6	Vert Pretest 10.0 cc @ 40 C3/M Single Probe Module (MRPS) 1
102.3	Probe Set @ 3057.2 M Single Probe Module (MRPS) 1

PIP SUMMARY

Time Mark Every 60 S

MRPS 1 Quartz Gauge Temperature (BQT1)

100 (DEGC) 150

MRPS 1 Resistivity Cell Temperature

MRPS 1 Resistivity

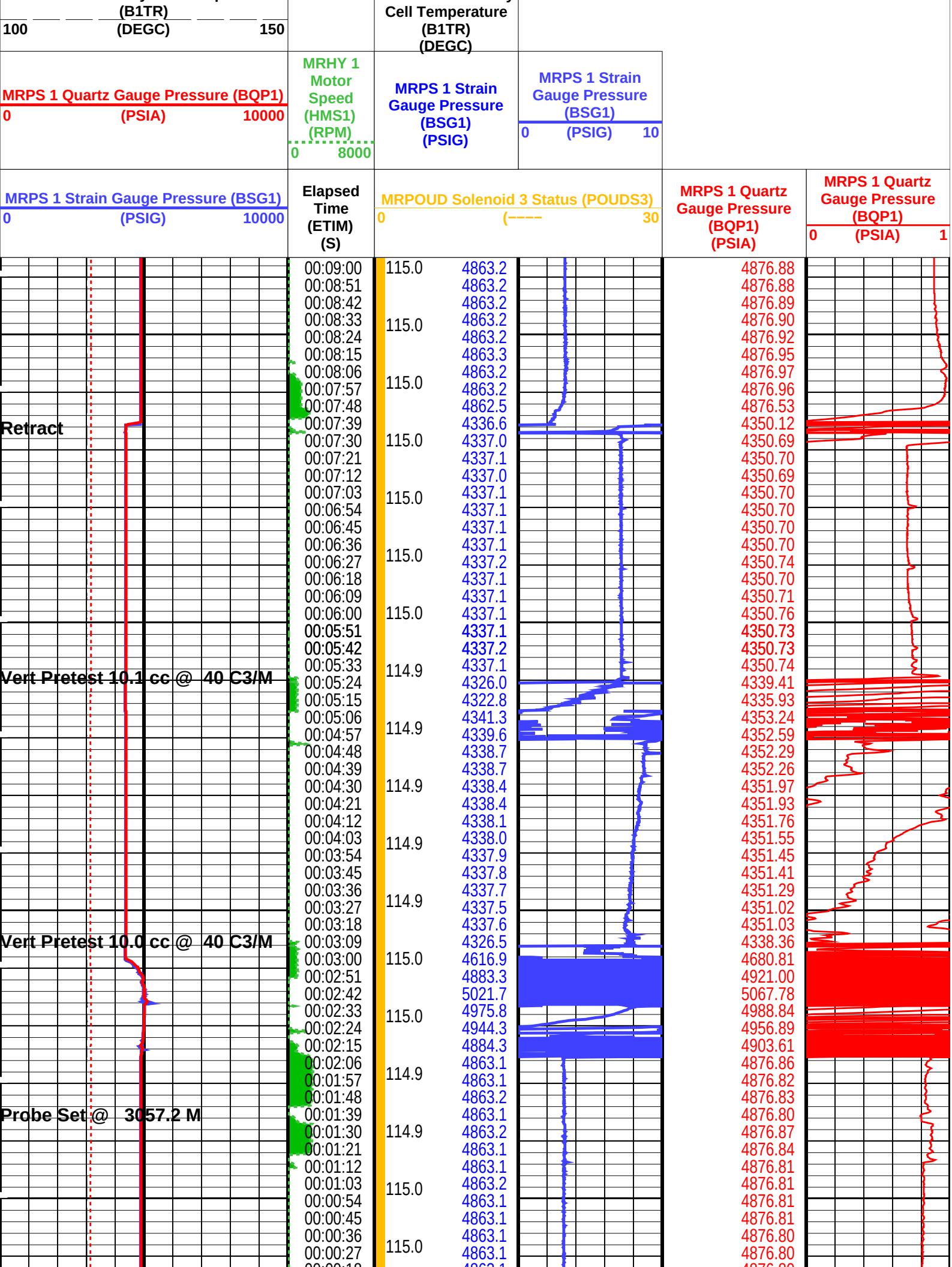
(B1TR)
100 (DEGC) 150
Cell Temperature (B1TR) (DEGC)
MRPS 1 Quartz Gauge Pressure (BQP1)
0 (PSIA) 10000
MRHY 1 Motor Speed (HMS1) (RPM)
0 8000
MRPS 1 Strain Gauge Pressure (BSG1) (PSIG)
MRPS 1 Strain Gauge Pressure (BSG1)
0 (PSIG) 10
MRPS 1 Strain Gauge Pressure (BSG1)
0 (PSIG) 10000
Elapsed Time (ETIM) (S)
MRPOUD Solenoid 3 Status (POUDS3)
0 (---- 30
MRPS 1 Quartz Gauge Pressure (BQP1) (PSIA)
MRPS 1 Quartz Gauge Pressure (BQP1)
0 (PSIA) 1
Retract
Vert Pretest 10.1 cc @ 40 C3/M
Vert Pretest 10.0 cc @ 40 C3/M
Probe Set @ 3057.2 M
00:09:00 115.0 4863.2 4876.88
00:08:51 4863.2 4876.88
00:08:42 4863.2 4876.89
00:08:33 4863.2 4876.90
00:08:24 115.0 4863.2 4876.92
00:08:15 4863.3 4876.95
00:08:06 4863.2 4876.97
00:07:57 115.0 4863.2 4876.96
00:07:48 4862.5 4876.53
00:07:39 4336.6 4350.12
00:07:30 115.0 4337.0 4350.69
00:07:21 4337.1 4350.70
00:07:12 4337.0 4350.69
00:07:03 115.0 4337.1 4350.70
00:06:54 4337.1 4350.70
00:06:45 4337.1 4350.70
00:06:36 4337.1 4350.70
00:06:27 115.0 4337.2 4350.74
00:06:18 4337.1 4350.70
00:06:09 4337.1 4350.71
00:06:00 115.0 4337.1 4350.76
00:05:51 4337.1 4350.73
00:05:42 4337.2 4350.73
00:05:33 4337.1 4350.74
00:05:24 114.9 4326.0 4339.41
00:05:15 4322.8 4335.93
00:05:06 4341.3 4353.24
00:04:57 114.9 4339.6 4352.59
00:04:48 4338.7 4352.29
00:04:39 4338.7 4352.26
00:04:30 114.9 4338.4 4351.97
00:04:21 4338.4 4351.93
00:04:12 4338.1 4351.76
00:04:03 114.9 4338.0 4351.55
00:03:54 4337.9 4351.45
00:03:45 4337.8 4351.41
00:03:36 4337.7 4351.29
00:03:27 114.9 4337.5 4351.02
00:03:18 4337.6 4351.03
00:03:09 4326.5 4338.36
00:03:00 115.0 4616.9 4680.81
00:02:51 4883.3 4921.00
00:02:42 5021.7 5067.78
00:02:33 115.0 4975.8 4988.84
00:02:24 4944.3 4956.89
00:02:15 4884.3 4903.61
00:02:06 4863.1 4876.86
00:01:57 114.9 4863.1 4876.82
00:01:48 4863.2 4876.83
00:01:39 4863.1 4876.80
00:01:30 114.9 4863.2 4876.87
00:01:21 4863.1 4876.84
00:01:12 4863.1 4876.81
00:01:03 115.0 4863.2 4876.81
00:00:54 4863.1 4876.81
00:00:45 4863.1 4876.81
00:00:36 4863.1 4876.80
00:00:27 115.0 4863.1 4876.80

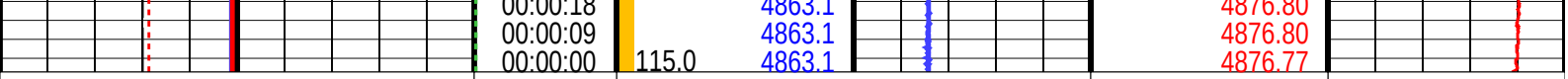

MRPS 1 Strain Gauge Pressure (BSG1)	Elapsed Time (ETIM) (S)	MRPOUD Solenoid 3 Status (POUDS3)	MRPS 1 Quartz Gauge Pressure (BQP1) (PSIA)	MRPS 1 Quartz Gauge Pressure (BQP1)
0 (PSIG) 10000		0 (---- 30		0 (PSIA) 1

MRPS 1 Quartz Gauge Pressure (BQP1)	MRHY 1 Motor Speed (HMS1) (RPM)	MRPS 1 Strain Gauge Pressure (BSG1) (PSIG)	MRPS 1 Strain Gauge Pressure (BSG1)
0 (PSIA) 10000	0 8000		0 (PSIG) 10

MRPS 1 Resistivity Cell Temperature (B1TR)	MRPS 1 Resistivity Cell Temperature (B1TR) (DEGC)
100 (DEGC) 150	

MRPS 1 Quartz Gauge Temperature (BQT1)
100 (DEGC) 150

PIP SUMMARY

Time Mark Every 60 S

Parameters

DLIS Name	Description	Value	
	MRPS_1: Single Probe Module (MRPS) 1		
QGCA	Quartz Gauge Pressure Correction Applied	DYCO	
QGDA	Quartz Gauge Deviation Angle	0	DEG
QGFD	Quartz Gauge Flow Line Density	1	G/C3
	LFA: Live Fluid Analyzer		
PDCO	Probe Depth Correction Offset	0	M
	MRPC: Power Cartridge		
PDCO	Probe Depth Correction Offset	0	M

Format: MRPS_1_SGQG_Station Vertical Scale: 1" per 60S Graphics File Created: 25-Nov-2004 23:55

OP System Version: 12C0-301

MCM

MRPS_1	12C0-301	MRHY_1	12C0-301
MRPO_UD	12C0-301	LFA	12C0-301
MRMS_1	12C0-301	MRMS_2	12C0-301
MRPC	12C0-301	SGT-L	12C0-301
TCC-BF	12C0-301		

Output DLIS Files

DEFAULT	MDT_OFA_071LTP	FN:97	PRODUCER	25-Nov-2004 23:55
RT_BACKUP	MDT_OFA_071LTP	FN:98	PRODUCER	25-Nov-2004 23:55

Schlumberger

Pretest @ 3068.5mMD

MAXIS Field Log

File 72 Depth, M: 3068.51

Dry Test - Large-Diameter probe

Mud Pressure before test, PSIA:	4894.93
Mud Pressure after test, PSIA:	4895.28
Last build-up pressure, PSIA:	1122.72

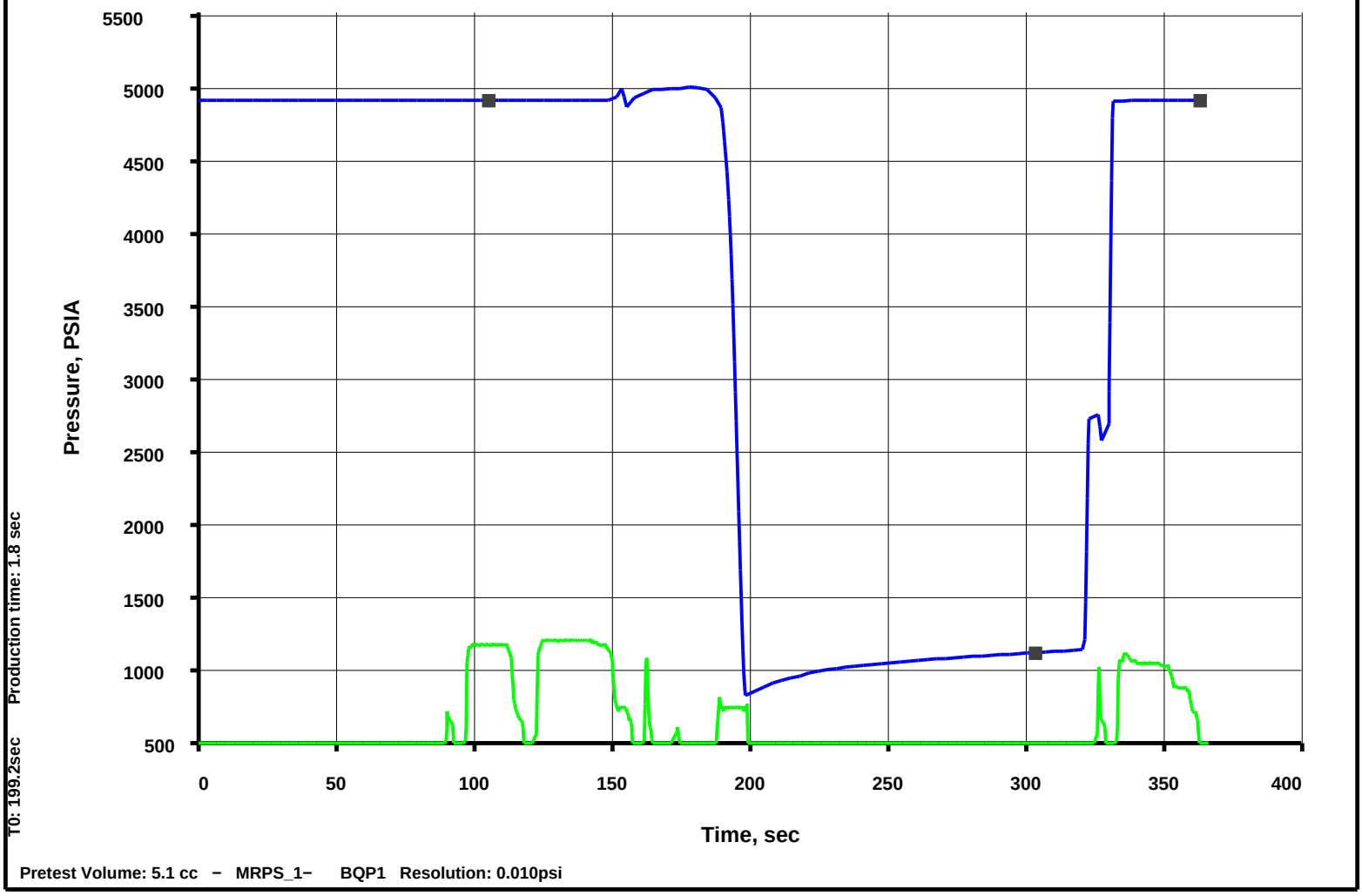

Output DLIS Files

DEFAULT	MDT_OFA_072LTP	FN:99	PRODUCER	26–Nov–2004 00:07
RT_BACKUP	MDT_OFA_072LTP	FN:100	PRODUCER	26–Nov–2004 00:06

Elapsed Time (s)	Event Summary
328.8	Retract Single Probe Module (MRPS) 1
184.2	Vert Pretest 5.1 cc @ 40 C3/M Single Probe Module (MRPS) 1
118.5	Probe Set @ 3068.5 M Single Probe Module (MRPS) 1

PIP SUMMARY

Time Mark Every 60 S

MRPS 1 Quartz Gauge Temperature (BQT1)
100 (DEGC) 150

MRPS 1 Resistivity Cell Temperature (B1TR)
100 (DEGC) 150

MRPS 1 Resistivity Cell Temperature (B1TR) (DEGC)

MRPS 1 Quartz Gauge Pressure (BQP1)
0 (PSIA) 10000

MRHY 1 Motor Speed (HMS1) (RPM)

MRPS 1 Strain Gauge Pressure (BSG1) (PSIG)

MRPS 1 Strain Gauge Pressure (BSG1)
0 (PSIG) 10

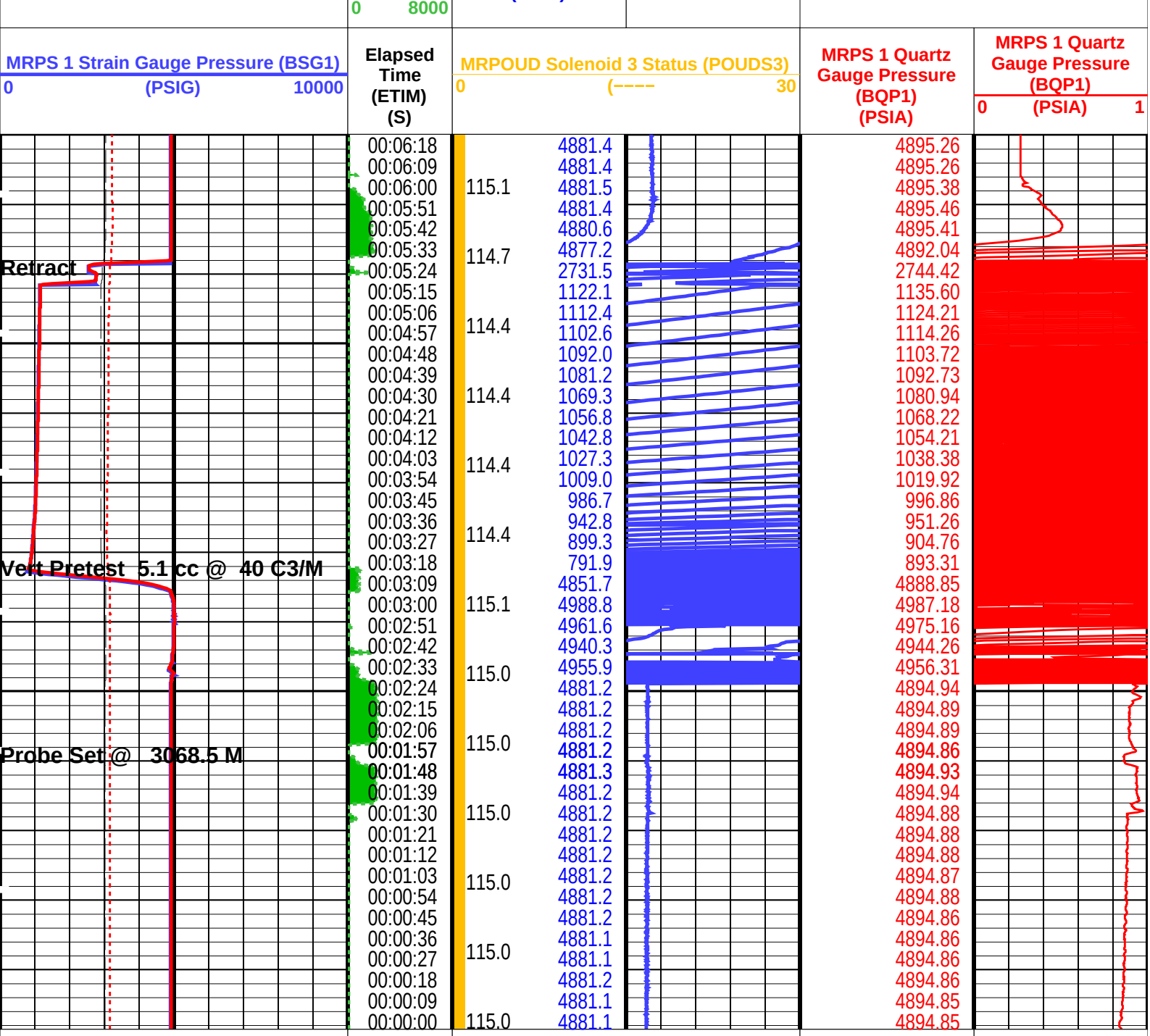
MRPS 1 Strain Gauge Pressure (BSG1)
0 (PSIG) 10000
Elapsed Time (ETIM) (S)
MRPOUD Solenoid 3 Status (POUDS3)
0 (---- 30
MRPS 1 Quartz Gauge Pressure (BQP1) (PSIA)
MRPS 1 Quartz Gauge Pressure (BQP1)
0 (PSIA) 1
Retract
Vert Pretest 5.1 cc @ 40 C3/M
Probe Set @ 3068.5 M
00:06:18 4881.4 4895.26
00:06:09 4881.4 4895.26
00:06:00 115.1 4881.5 4895.38
00:05:51 4881.4 4895.46
00:05:42 4880.6 4895.41
00:05:33 114.7 4877.2 4892.04
00:05:24 2731.5 2744.42
00:05:15 1122.1 1135.60
00:05:06 1112.4 1124.21
00:04:57 114.4 1102.6 1114.26
00:04:48 1092.0 1103.72
00:04:39 1081.2 1092.73
00:04:30 114.4 1069.3 1080.94
00:04:21 1056.8 1068.22
00:04:12 1042.8 1054.21
00:04:03 114.4 1027.3 1038.38
00:03:54 1009.0 1019.92
00:03:45 986.7 996.86
00:03:36 942.8 951.26
00:03:27 114.4 899.3 904.76
00:03:18 791.9 893.31
00:03:09 4851.7 4888.85
00:03:00 115.1 4988.8 4987.18
00:02:51 4961.6 4975.16
00:02:42 4940.3 4944.26
00:02:33 115.0 4955.9 4956.31
00:02:24 4881.2 4894.94
00:02:15 4881.2 4894.89
00:02:06 4881.2 4894.89
00:01:57 115.0 4881.2 4894.86
00:01:48 4881.3 4894.93
00:01:39 4881.2 4894.94
00:01:30 115.0 4881.2 4894.88
00:01:21 4881.2 4894.88
00:01:12 4881.2 4894.88
00:01:03 115.0 4881.2 4894.87
00:00:54 4881.2 4894.88
00:00:45 4881.2 4894.86
00:00:36 115.0 4881.1 4894.86
00:00:27 4881.1 4894.86
00:00:18 4881.2 4894.86
00:00:09 4881.1 4894.85
00:00:00 115.0 4881.1 4894.85
MRPS 1 Strain Gauge Pressure (BSG1)
0 (PSIG) 10000
Elapsed Time (ETIM) (S)
MRPOUD Solenoid 3 Status (POUDS3)
0 (---- 30
MRPS 1 Quartz Gauge Pressure (BQP1) (PSIA)
MRPS 1 Quartz Gauge Pressure (BQP1)
0 (PSIA) 1
MRPS 1 Quartz Gauge Pressure (BQP1)
0 (PSIA) 10000
MRHY 1 Motor Speed (HMS1) (RPM)
0 8000
MRPS 1 Strain Gauge Pressure (BSG1) (PSIG)
MRPS 1 Strain Gauge Pressure (BSG1)
0 (PSIG) 10
MRPS 1 Resistivity Cell Temperature (B1TR)
100 (DEGC) 150
MRPS 1 Resistivity Cell Temperature (B1TR) (DEGC)
MRPS 1 Quartz Gauge Temperature (BQT1)
100 (DEGC) 150
PIP SUMMARY
Time Mark Every 60 S

Parameters

DLIS Name	Description	Value	
	MRPS_1: Single Probe Module (MRPS) 1		
QGCA	Quartz Gauge Pressure Correction Applied	DYCO	
QGDA	Quartz Gauge Deviation Angle	0	DEG
QGFD	Quartz Gauge Flow Line Density	1	G/C3
	LFA: Live Fluid Analyzer		
PDCO	Probe Depth Correction Offset	0	M
	MRPC: Power Cartridge		
PDCO	Probe Depth Correction Offset	0	M

Format: MRPS_1_SGQG_Station Vertical Scale: 1" per 60S Graphics File Created: 26−Nov−2004 00:07

OP System Version: 12C0−301

MCM

MRPS_1	12C0−301	MRHY_1	12C0−301
MRPO_UD	12C0−301	LFA	12C0−301
MRMS_1	12C0−301	MRMS_2	12C0−301
MRPC	12C0−301	SGT−L	12C0−301
TCC−BF	12C0−301		

Output DLIS Files

DEFAULT	MDT_OFA_072LTP	FN:99	PRODUCER	26−Nov−2004 00:07
RT_BACKUP	MDT_OFA_072LTP	FN:100	PRODUCER	26−Nov−2004 00:06

Schlumberger

Pretest @ 3069.0 mMD

MAXIS Field Log

File 73 Depth, M: 3069.03 Volumetric Limited draw−down − Large−Diameter probe

Mud Pressure before test, PSIA:	4895.8
Mud Pressure after test, PSIA:	4895.86
Last build−up pressure, PSIA:	4412.29
Draw−down mobility, md/cp:	0.2

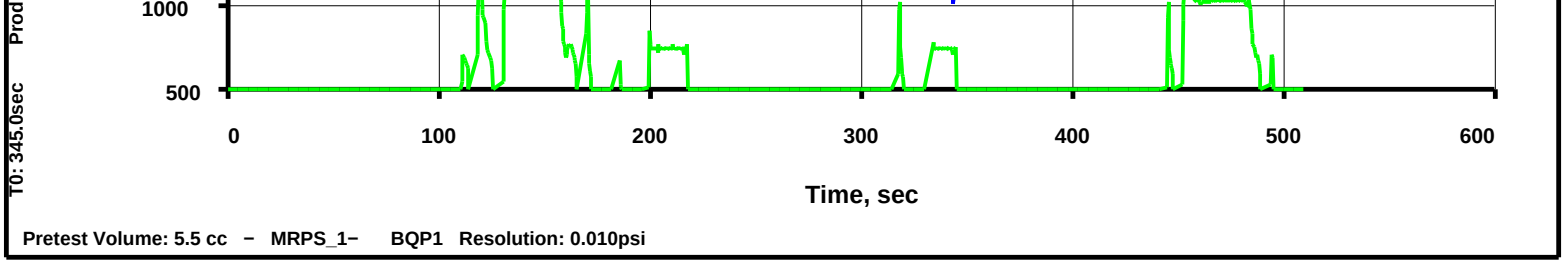

Output DLIS Files

DEFAULT	MDT_OFA_073LTP	FN:101	PRODUCER	26–Nov–2004 00:15	3069.0 M	1.4 M
RT_BACKUP	MDT_OFA_073LTP	FN:102	PRODUCER	26–Nov–2004 00:15	3069.0 M	1.4 M

Elapsed Time (s)	Event Summary
447.9	Retract Single Probe Module (MRPS) 1
329.4	Vert Pretest 5.5 cc @ 40 C3/M Single Probe Module (MRPS) 1
195.0	Vert Pretest 10.0 cc @ 40 C3/M Single Probe Module (MRPS) 1
126.3	Probe Set @ 3069.0 M Single Probe Module (MRPS) 1

PIP SUMMARY

Time Mark Every 60 S

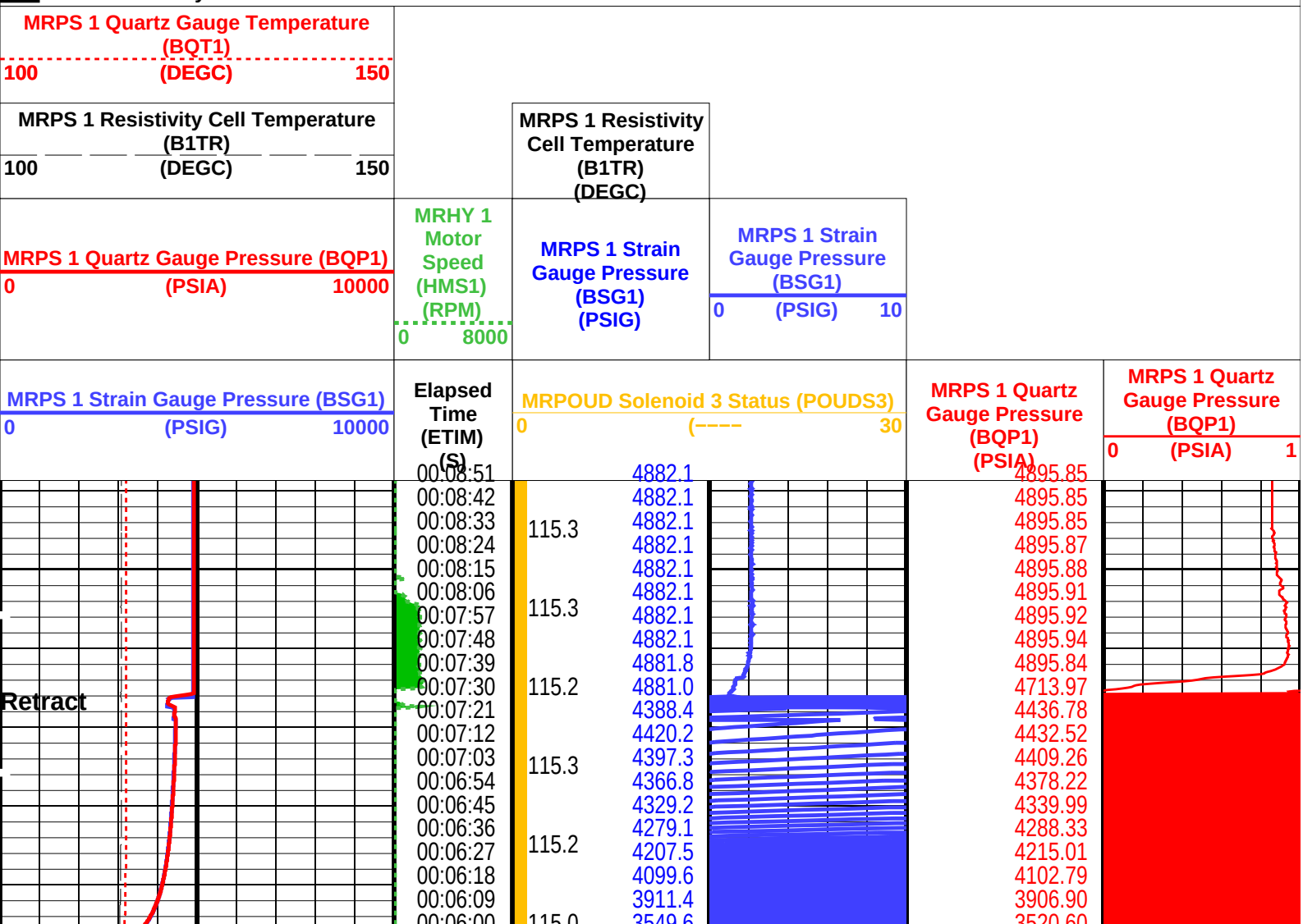

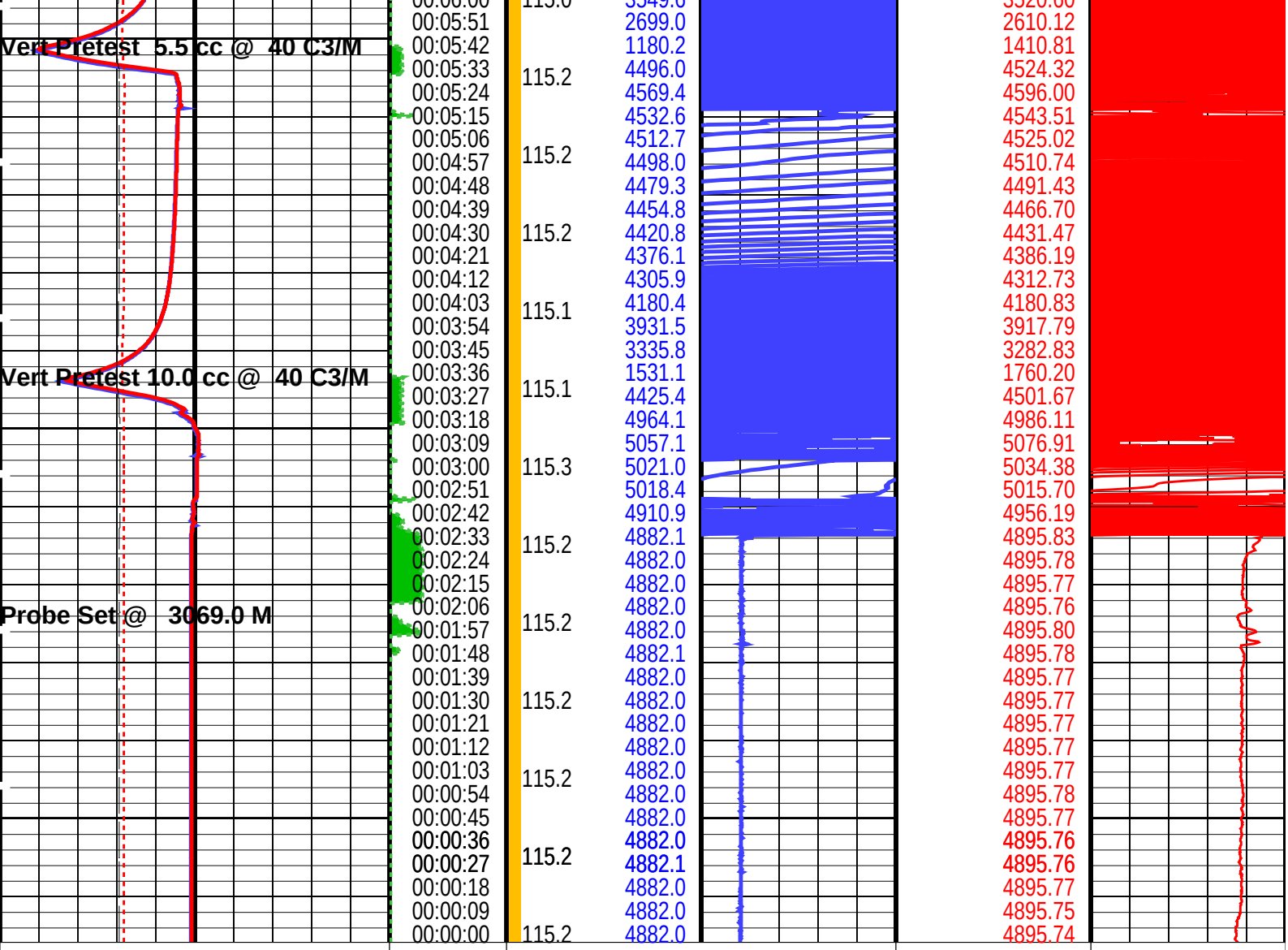

MRPS 1 Strain Gauge Pressure (BSG1)
0 (PSIG) 10000

Elapsed Time (ETIM) (S)

MRPOUD Solenoid 3 Status (POUDS3)
0 (----- 30

MRPS 1 Quartz Gauge Pressure (BQP1) (PSIA)

MRPS 1 Quartz Gauge Pressure (BQP1)
0 (PSIA) 1

MRPS 1 Quartz Gauge Pressure (BQP1)
0 (PSIA) 10000

MRHY 1 Motor Speed (HMS1) (RPM)
0 8000

MRPS 1 Strain Gauge Pressure (BSG1) (PSIG)

MRPS 1 Strain Gauge Pressure (BSG1)
0 (PSIG) 10

MRPS 1 Resistivity Cell Temperature (B1TR)
100 (DEGC) 150

MRPS 1 Resistivity Cell Temperature (B1TR) (DEGC)

MRPS 1 Quartz Gauge Temperature (BQT1)
100 (DEGC) 150

PIP SUMMARY

Time Mark Every 60 S

Parameters

DLIS Name	Description	Value	
	MRPS_1: Single Probe Module (MRPS) 1		
QGCA	Quartz Gauge Pressure Correction Applied	DYCO	
QGDA	Quartz Gauge Deviation Angle	0	DEG
QGFD	Quartz Gauge Flow Line Density	1	G/C3
	LFA: Live Fluid Analyzer		
PDCO	Probe Depth Correction Offset	0	M

MRPC: Power Cartridge

PDCO	Probe Depth Correction Offset	0	M

Format: MRPS_1_SGQG_Station Vertical Scale: 1" per 60S Graphics File Created: 26−Nov−2004 00:15

OP System Version: 12C0−301

MCM

MRPS_1	12C0−301	MRHY_1	12C0−301
MRPO_UD	12C0−301	LFA	12C0−301
MRMS_1	12C0−301	MRMS_2	12C0−301
MRPC	12C0−301	SGT−L	12C0−301
TCC−BF	12C0−301		

Output DLIS Files

DEFAULT	MDT_OFA_073LTP	FN:101	PRODUCER	26−Nov−2004 00:15
RT_BACKUP	MDT_OFA_073LTP	FN:102	PRODUCER	26−Nov−2004 00:15

Schlumberger

Pretest @ 3100.5 mMD

MAXIS Field Log

File 74 Depth, M: 3100.48 Volumetric Limited draw−down − Large−Diameter probe

Mud Pressure before test, PSIA:	4945.76
Mud Pressure after test, PSIA:	4945.78
Last build−up pressure, PSIA:	4395.38
Draw−down mobility, md/cp:	39.2

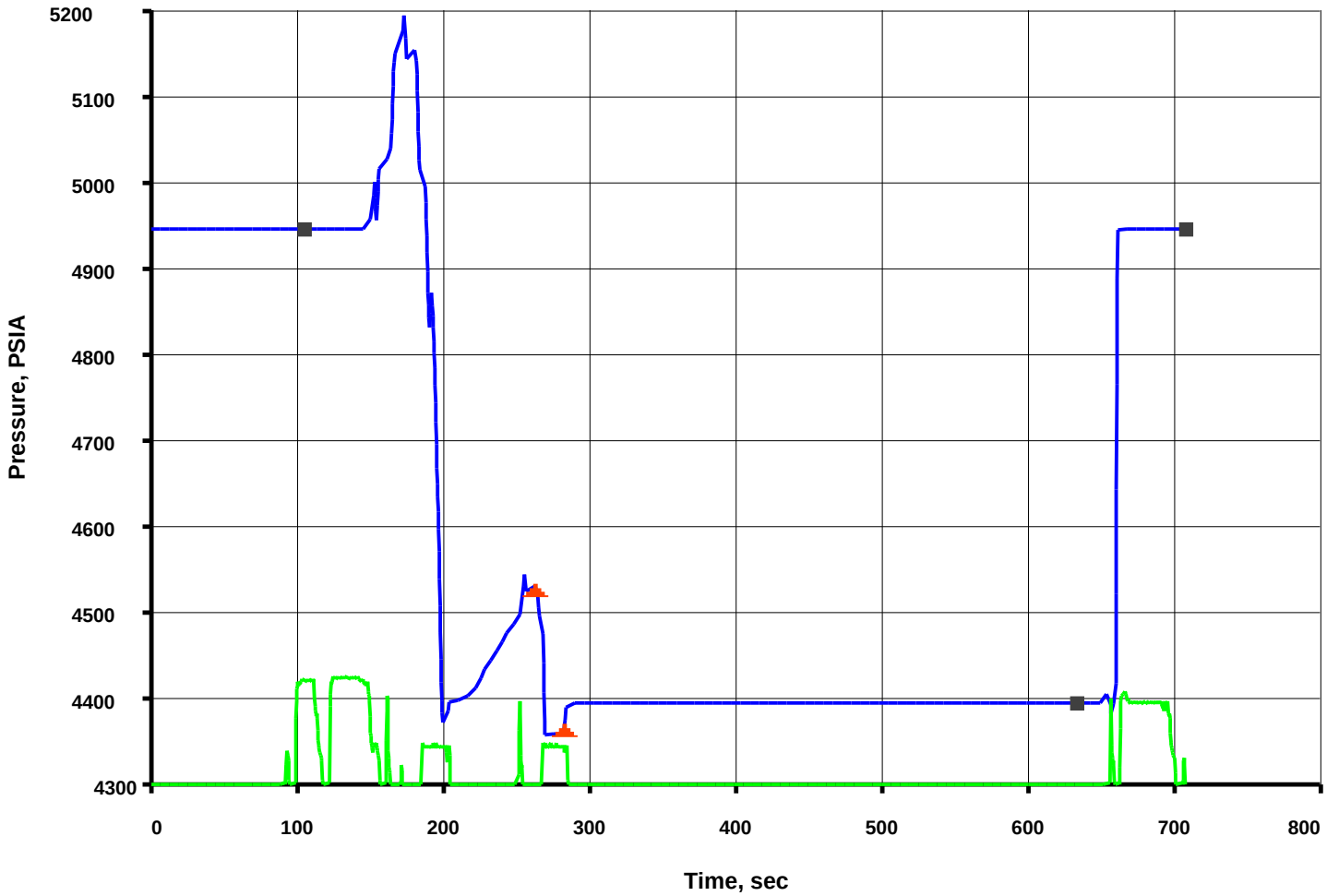

Pretest Volume: 10.0cc − MRPS_1− BQP1 Resolution: 0.010psi

Output DLIS Files

DEFAULT	MDT_OFA_074LTP	FN:103	PRODUCER	26−Nov−2004 00:27	3100.5 M	1.9 M
RT_BACKUP	MDT_OFA_074LTP	FN:104	PRODUCER	26−Nov−2004 00:27	3100.5 M	1.9 M

Event Summary

Elapsed Time (s)	
658.8	Retract Single Probe Module (MRPS) 1
263.1	Vert Pretest 10.0 cc @ 40 C3/M Single Probe Module (MRPS) 1
180.9	Vert Pretest 9.9 cc @ 40 C3/M Single Probe Module (MRPS) 1
118.2	Probe Set @ 3100.5 M Single Probe Module (MRPS) 1

PIP SUMMARY

Time Mark Every 60 S

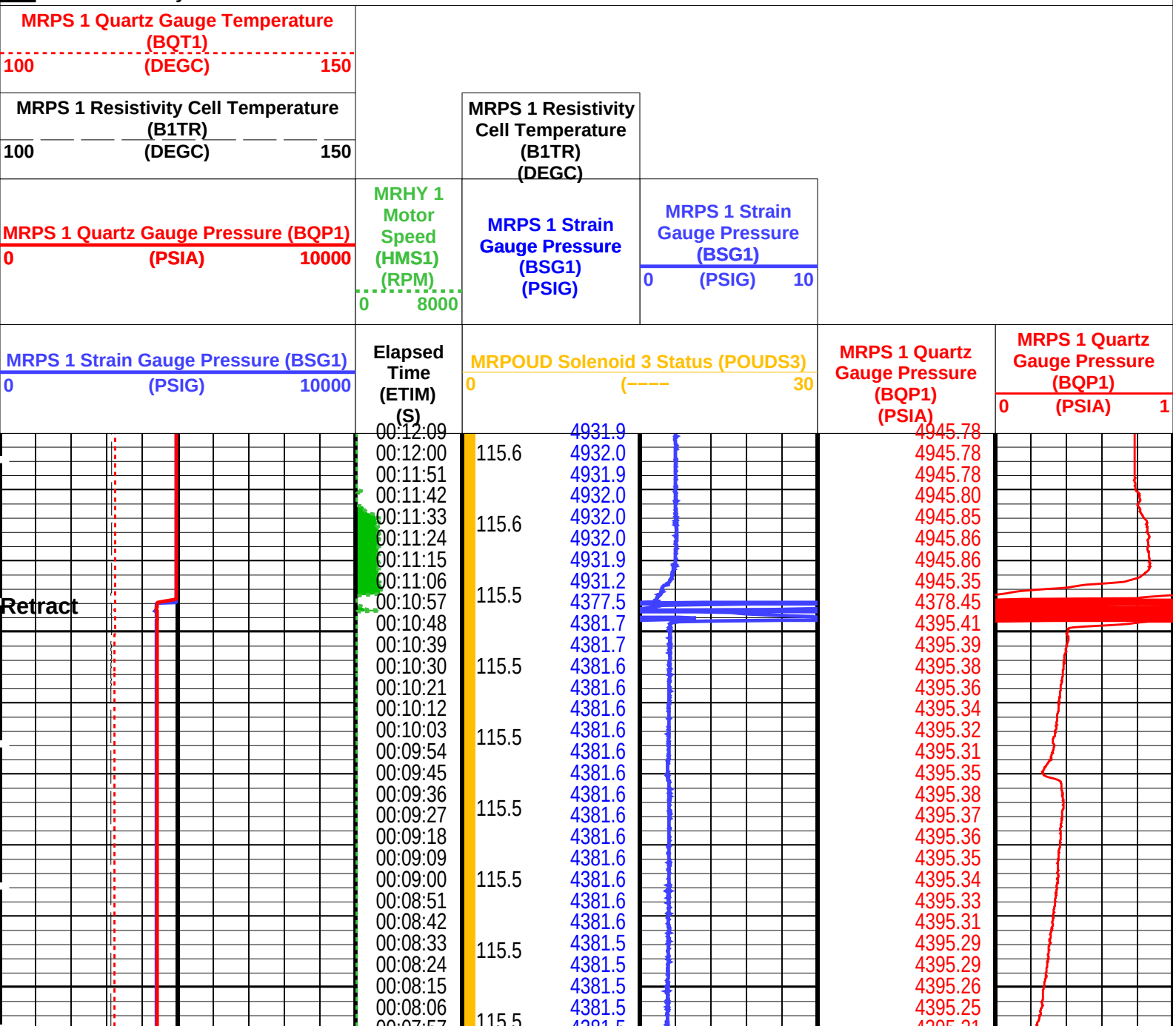

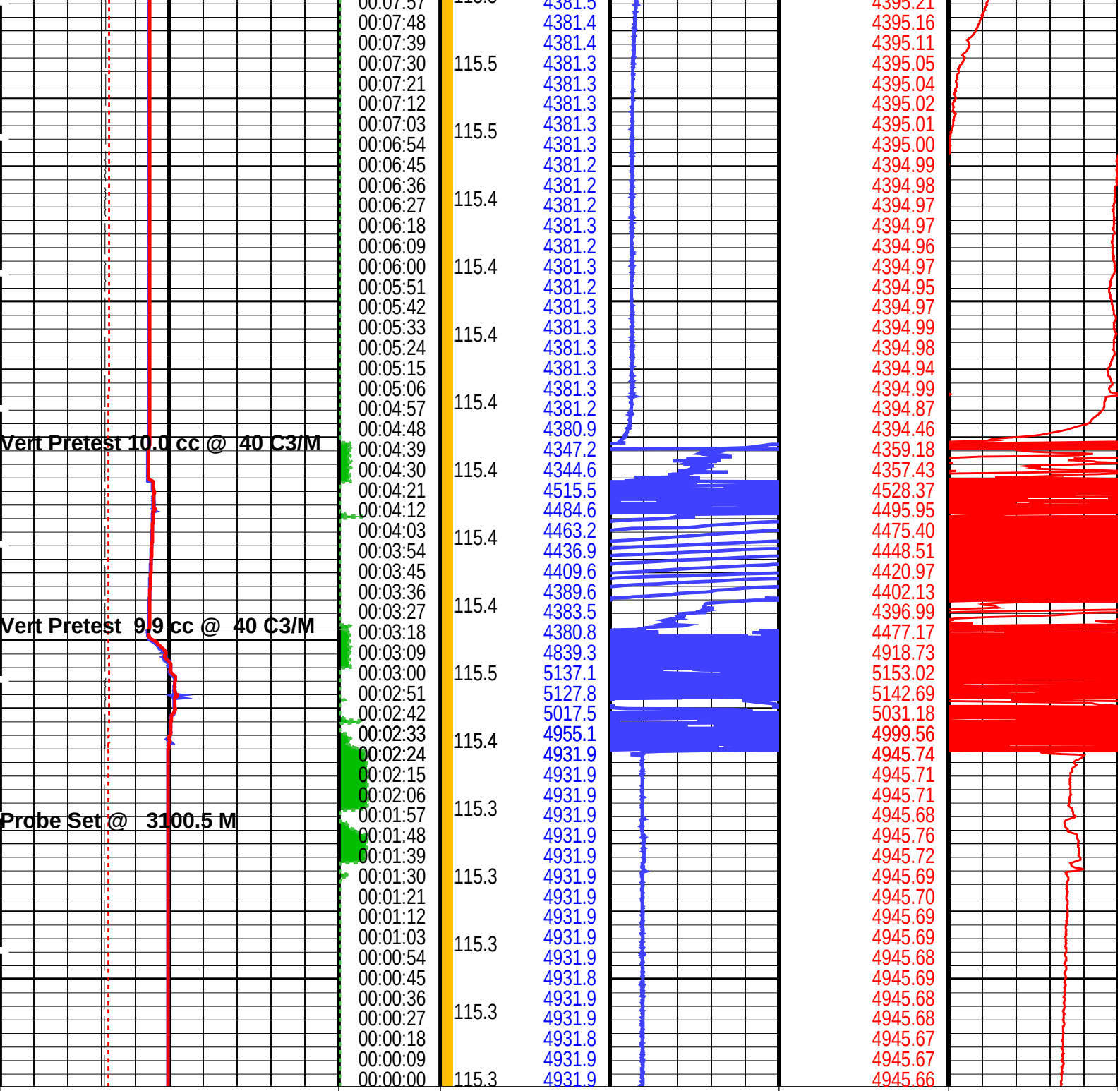

Elapsed Time (ETIM) (S)	MRPS 1 Strain Gauge Pressure (BSG1) (PSIG)	MRPOUD Solenoid 3 Status (POUDS3)	MRPS 1 Quartz Gauge Pressure (BQP1) (PSIA)	MRPS 1 Quartz Gauge Pressure (BQP1) (PSIA)
00:07:57	115.5	4381.5	1	4395.21
00:07:48		4381.4		4395.16
00:07:39		4381.4		4395.11
00:07:30		4381.3		4395.05
00:07:21		4381.3		4395.04
00:07:12		4381.3		4395.02
00:07:03	115.5	4381.3		4395.01
00:06:54		4381.3		4395.00
00:06:45		4381.2		4394.99
00:06:36		4381.2		4394.98
00:06:27	115.4	4381.2		4394.97
00:06:18		4381.3		4394.97
00:06:09		4381.2		4394.96
00:06:00	115.4	4381.3		4394.97
00:05:51		4381.2		4394.95
00:05:42		4381.3		4394.97
00:05:33	115.4	4381.3		4394.99
00:05:24		4381.3		4394.98
00:05:15		4381.3		4394.94
00:05:06		4381.3		4394.99
00:04:57	115.4	4381.2		4394.87
00:04:48		4380.9		4394.46
00:04:39		4347.2		4359.18
00:04:30	115.4	4344.6		4357.43
00:04:21		4515.5		4528.37
00:04:12		4484.6		4495.95
00:04:03	115.4	4463.2		4475.40
00:03:54		4436.9		4448.51
00:03:45		4409.6		4420.97
00:03:36		4389.6		4402.13
00:03:27	115.4	4383.5		4396.99
00:03:18		4380.8		4477.17
00:03:09		4839.3		4918.73
00:03:00	115.5	5137.1		5153.02
00:02:51		5127.8		5142.69
00:02:42		5017.5		5031.18
00:02:33	115.4	4955.1		4999.56
00:02:24		4931.9		4945.74
00:02:15		4931.9		4945.71
00:02:06		4931.9		4945.71
00:01:57	115.3	4931.9		4945.68
00:01:48		4931.9		4945.76
00:01:39		4931.9		4945.72
00:01:30	115.3	4931.9		4945.69
00:01:21		4931.9		4945.70
00:01:12		4931.9		4945.69
00:01:03	115.3	4931.9		4945.69
00:00:54		4931.9		4945.68
00:00:45		4931.8		4945.69
00:00:36	115.3	4931.9		4945.68
00:00:27		4931.9		4945.68
00:00:18		4931.8		4945.67
00:00:09		4931.9		4945.67
00:00:00	115.3	4931.9		4945.66

MRPS 1 Quartz Gauge Pressure (BQP1) (PSIA)	MRHY 1 Motor Speed (HMS1) (RPM)	MRPS 1 Strain Gauge Pressure (BSG1) (PSIG)	MRPS 1 Strain Gauge Pressure (BSG1) (PSIG)
0 10000	0 8000		0 10

MRPS 1 Resistivity Cell Temperature (B1TR) (DEGC)	MRPS 1 Resistivity Cell Temperature (B1TR) (DEGC)
100 150	

MRPS 1 Quartz Gauge Temperature (BQT1) (DEGC)
100 150

PIP SUMMARY

Time Mark Every 60 S

Parameters

DLIS Name	Description	Value	
	MRPS_1: Single Probe Module (MRPS) 1		
QGCA	Quartz Gauge Pressure Correction Applied	DYCO	
QGDA	Quartz Gauge Deviation Angle	0	DEG
QGFD	Quartz Gauge Flow Line Density	1	G/C3
	LFA: Live Fluid Analyzer		
PDCO	Probe Depth Correction Offset	0	M
	MRPC: Power Cartridge		
PDCO	Probe Depth Correction Offset	0	M

Format: MRPS_1_SGQG_Station Vertical Scale: 1" per 60S Graphics File Created: 26−Nov−2004 00:27

OP System Version: 12C0−301

MCM

MRPS_1	12C0−301	MRHY_1	12C0−301
MRPO_UD	12C0−301	LFA	12C0−301
MRMS_1	12C0−301	MRMS_2	12C0−301
MRPC	12C0−301	SGT−L	12C0−301
TCC−BF	12C0−301		

Output DLIS Files

DEFAULT	MDT_OFA_074LTP	FN:103	PRODUCER	26−Nov−2004 00:27
RT_BACKUP	MDT_OFA_074LTP	FN:104	PRODUCER	26−Nov−2004 00:27

Schlumberger

Pretest @ 3109.9 mMD

MAXIS Field Log

File 79 Depth, M: 3109.91 Volumetric Limited draw−down − Large−Diameter probe

Mud Pressure before test, PSIA:	4959.47
Mud Pressure after test, PSIA:	4959.23
Last build−up pressure, PSIA:	4601.99
Draw−down mobility, md/cp:	2.5

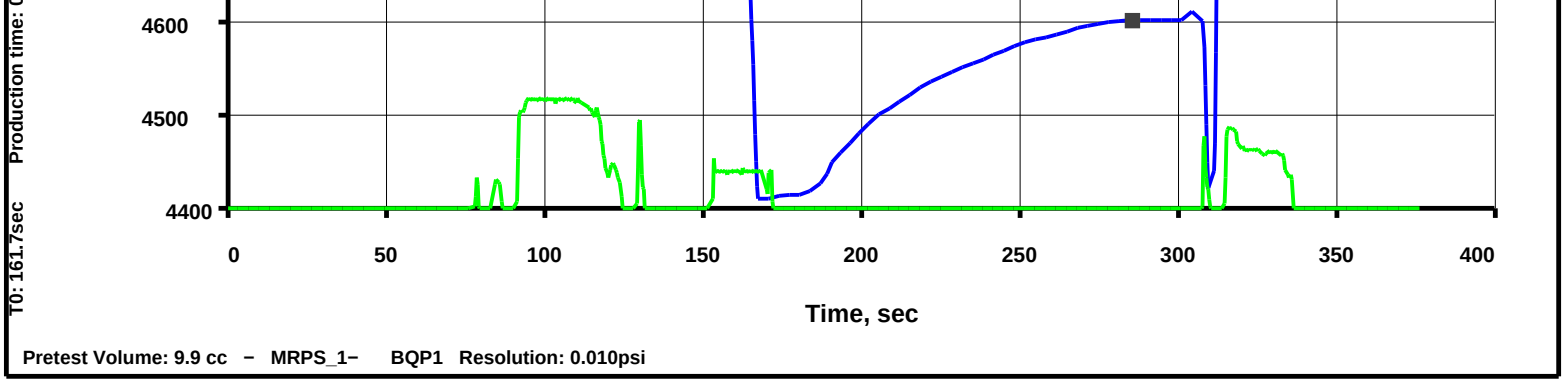

Input DLIS Files

26−Nov−2004 05:09

Output DLIS Files

DEFAULT	MDT_OFA_168PTP	FN:253	PRODUCER	28−Nov−2004 01:05	3109.9 M	1.0 M

Elapsed Time (s)	Event Summary
310.5	Retract Single Probe Module (MRPS) 1
148.5	Vert Pretest 9.9 cc @ 40 C3/M Single Probe Module (MRPS) 1
87.0	Probe Set @ 3109.9 M Single Probe Module (MRPS) 1

PIP SUMMARY

Time Mark Every 60 S

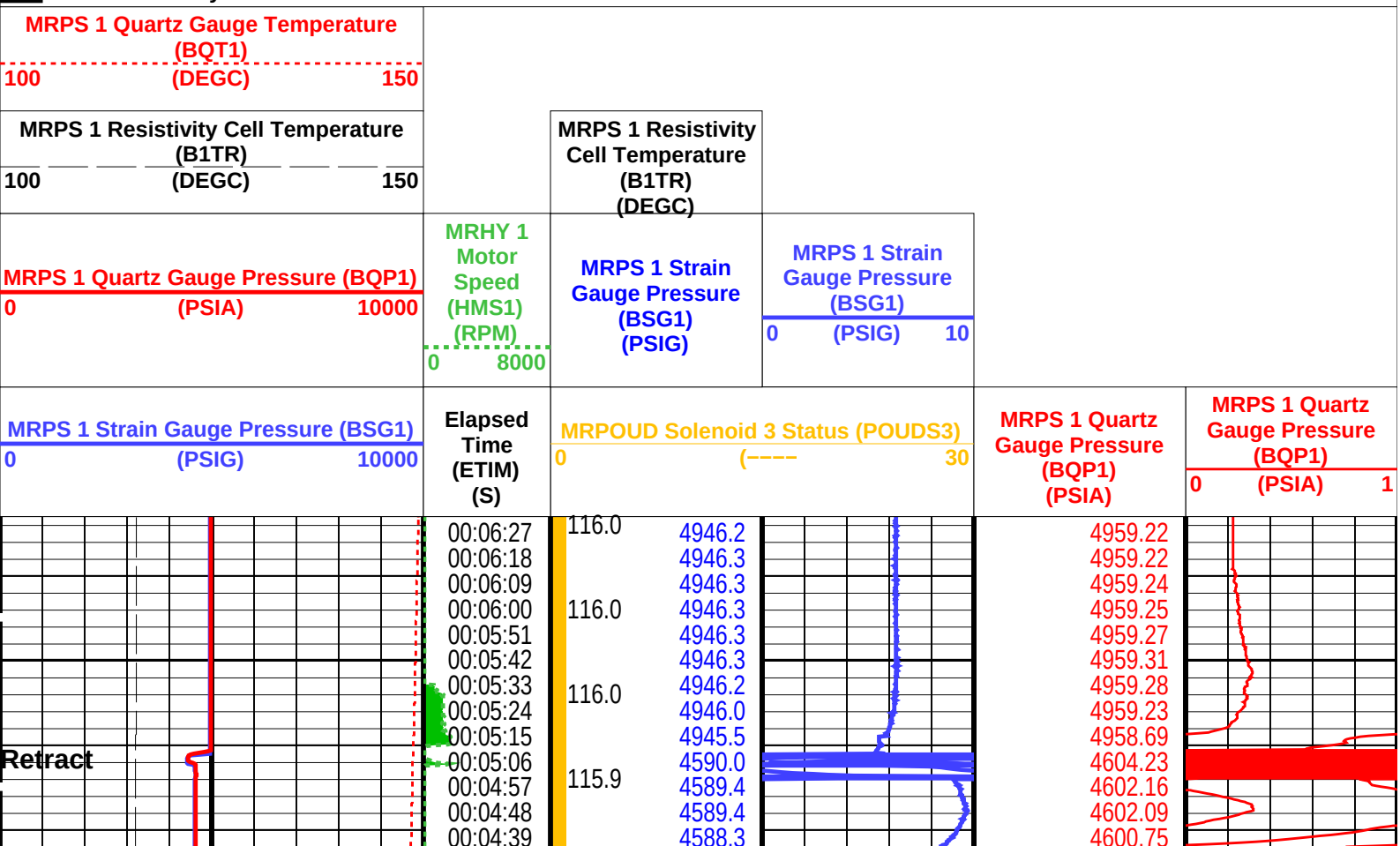



MRPS 1 Strain Gauge Pressure (BSG1)	Elapsed Time (ETIM)	MRPOUD Solenoid 3 Status (POUDS3)	MRPS 1 Quartz Gauge Pressure (BQP1)	MRPS 1 Quartz Gauge Pressure (BQP1)
0 (PSIG) 10000	(S)	0 (---- 30	(PSIA)	0 (PSIA) 1

MRPS 1 Quartz Gauge Pressure (BQP1)	MRHY 1 Motor Speed (HMS1)	MRPS 1 Strain Gauge Pressure (BSG1)	MRPS 1 Strain Gauge Pressure (BSG1)
0 (PSIA) 10000	(RPM) 0 8000	(PSIG)	0 (PSIG) 10

MRPS 1 Resistivity Cell Temperature (B1TR)	MRPS 1 Resistivity Cell Temperature (B1TR)
100 (DEGC) 150	(DEGC)

MRPS 1 Quartz Gauge Temperature (BQT1)
100 (DEGC) 150

PIP SUMMARY

Time Mark Every 60 S

Parameters

DLIS Name	Description	Value	
	MRPS_1: Single Probe Module (MRPS) 1		
QGCA	Quartz Gauge Pressure Correction Applied	DYCO	
QGDA	Quartz Gauge Deviation Angle	0	DEG
QGFD	Quartz Gauge Flow Line Density	1	G/C3
	LFA: Live Fluid Analyzer		
PDCO	Probe Depth Correction Offset	0	M
	MRPC: Power Cartridge		
PDCO	Probe Depth Correction Offset	0	M
	System and Miscellaneous		
PP	Playback Processing	NORMAL	

Format: MRPS_1_SGQG_Station Vertical Scale: 1" per 60S Graphics File Created: 28-Nov-2004 01:05

OP System Version: 12C0-301

MCM

MRPS_1	12C0-301	MRHY_1	12C0-301

MRPO_UD	12C0−301	LFA	12C0−301
MRMS_1	12C0−301	MRMS_2	12C0−301
MRPC	12C0−301	SGT−L	12C0−301
TCC−BF	12C0−301		

Input DLIS Files

26−Nov−2004 05:09

Output DLIS Files

DEFAULT	MDT_OFA_168PTP	FN:253	PRODUCER	28−Nov−2004 01:05

Schlumberger

Pretest @ 3109.7 mMD

MAXIS Field Log

File 80 Depth, M: 3109.69

Dry Test − Large−Diameter probe

Mud Pressure before test, PSIA:	4959.1
Mud Pressure after test, PSIA:	4959.02
Last build−up pressure, PSIA:	2355.6

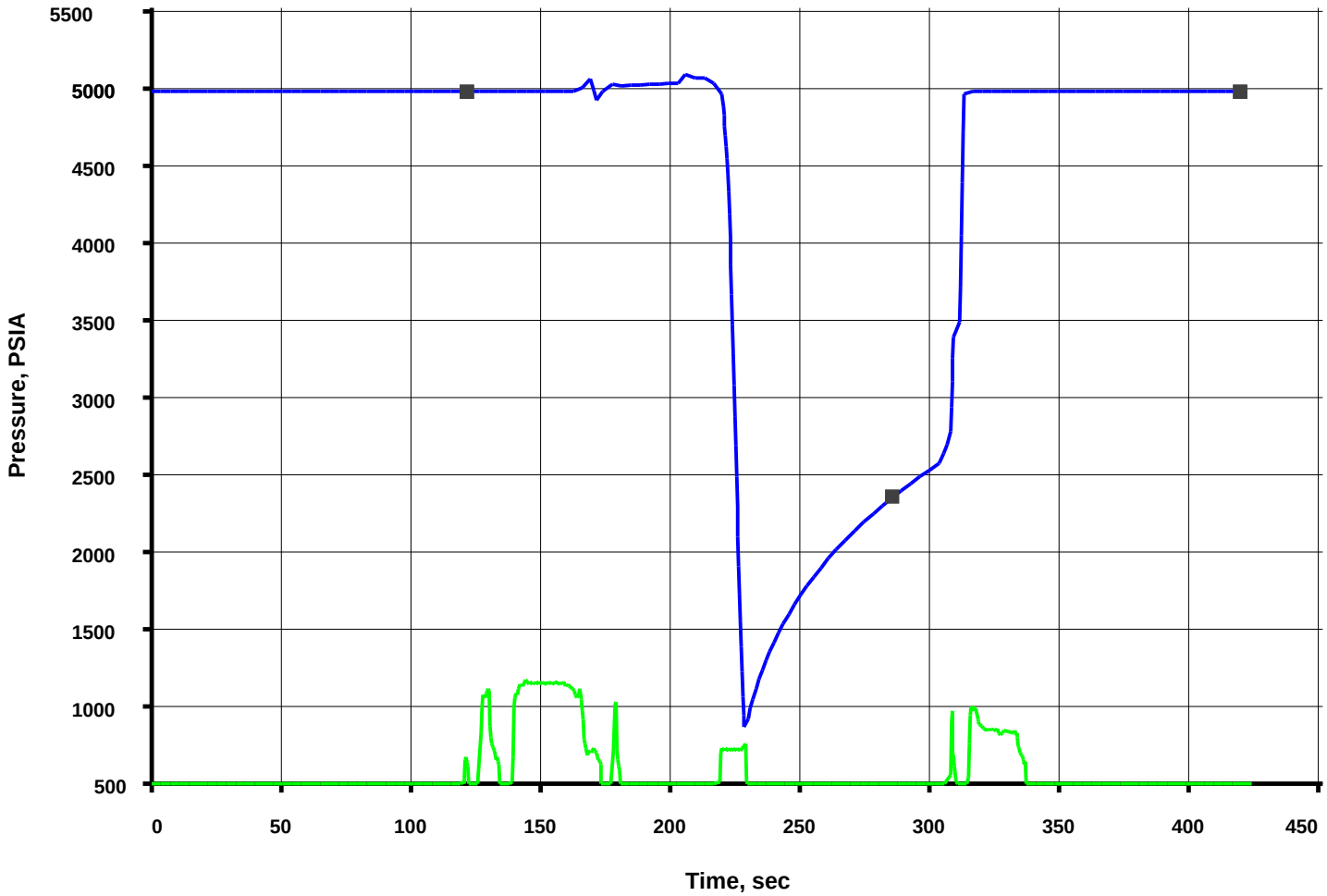

Pretest Volume: 5.0 cc − MRPS_1− BQP1 Resolution: 0.010psi

Input DLIS Files

26−Nov−2004 05:18

Output DLIS Files

DEFAULT	MDT_OFA_169PTP	FN:254	PRODUCER	28-Nov-2004 01:14	3109.7 M	1.1 M

Elapsed Time (s)	Event Summary
309.3	Retract Single Probe Module (MRPS) 1
213.9	Vert Pretest 5.0 cc @ 40 C3/M Single Probe Module (MRPS) 1
134.4	Probe Set @ 3109.7 M Single Probe Module (MRPS) 1

PIP SUMMARY

Time Mark Every 60 S

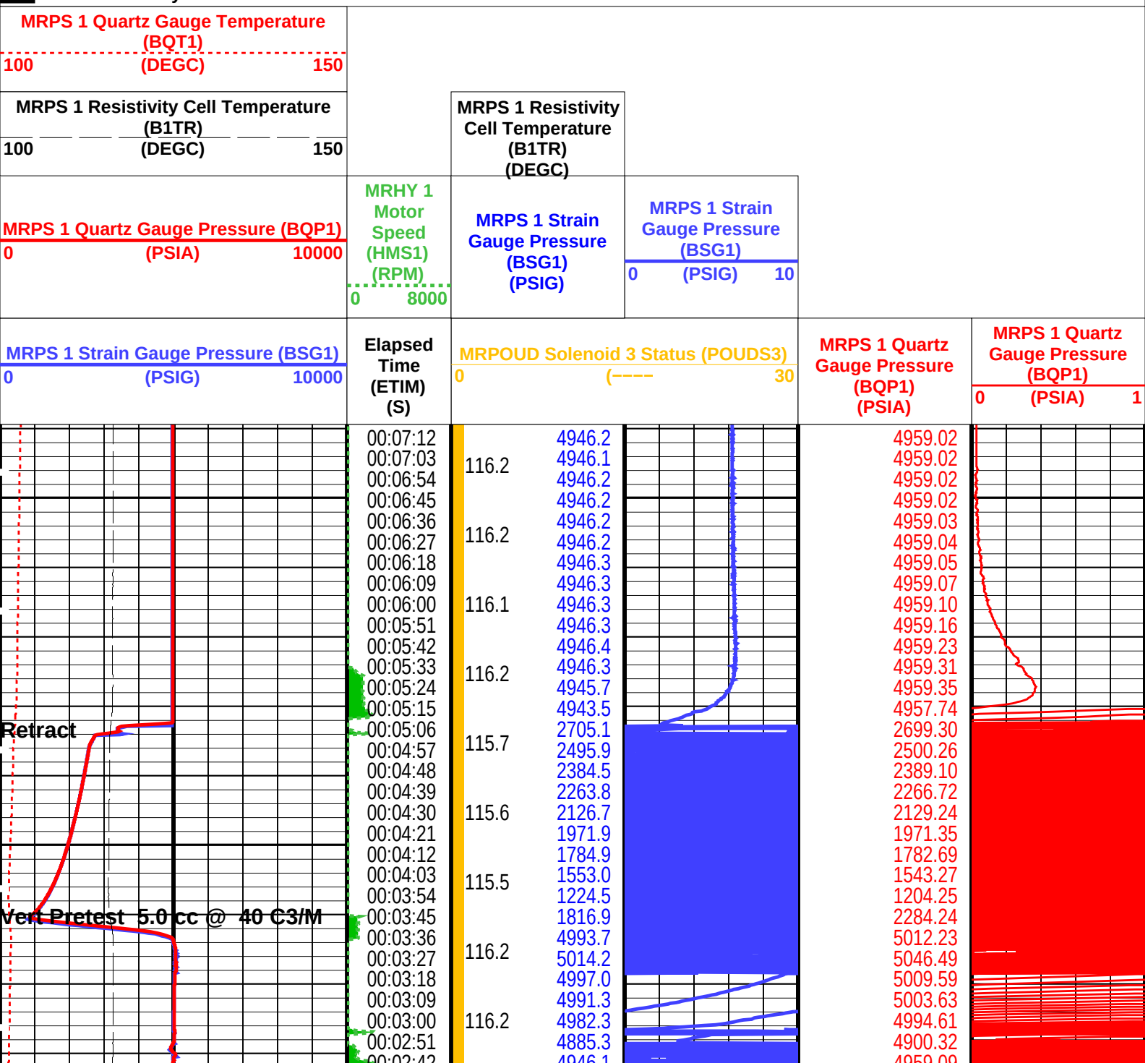



MRPS 1 Strain Gauge Pressure (BSG1)	Elapsed Time (ETIM) (S)	MRPOUD Solenoid 3 Status (POUDS3)	MRPS 1 Quartz Gauge Pressure (BQP1) (PSIA)	MRPS 1 Quartz Gauge Pressure (BQP1)
0 (PSIG) 10000		0 (---- 30		0 (PSIA) 1

MRPS 1 Quartz Gauge Pressure (BQP1)	MRHY 1 Motor Speed (HMS1) (RPM)	MRPS 1 Strain Gauge Pressure (BSG1) (PSIG)	MRPS 1 Strain Gauge Pressure (BSG1)
0 (PSIA) 10000	0 8000		0 (PSIG) 10

MRPS 1 Resistivity Cell Temperature (B1TR)	MRPS 1 Resistivity Cell Temperature (B1TR) (DEGC)
100 (DEGC) 150	

MRPS 1 Quartz Gauge Temperature (BQT1)
100 (DEGC) 150

PIP SUMMARY

Time Mark Every 60 S

Parameters

DLIS Name	Description	Value	
	MRPS_1: Single Probe Module (MRPS) 1		
QGCA	Quartz Gauge Pressure Correction Applied	DYCO	
QGDA	Quartz Gauge Deviation Angle	0	DEG
QGFD	Quartz Gauge Flow Line Density	1	G/C3
	LFA: Live Fluid Analyzer		
PDCO	Probe Depth Correction Offset	0	M
	MRPC: Power Cartridge		
PDCO	Probe Depth Correction Offset	0	M
	System and Miscellaneous		
PP	Playback Processing	NORMAL	

Format: MRPS_1_SGQG_Station Vertical Scale: 1" per 60S Graphics File Created: 28-Nov-2004 01:14

OP System Version: 12C0-301

MCM

MRPS_1	12C0-301	MRHY_1	12C0-301
MRPO_UD	12C0-301	LFA	12C0-301
MRMS_1	12C0-301	MRMS_2	12C0-301
MRPC	12C0-301	SGT-L	12C0-301
TCC-BF	12C0-301		

Input DLIS Files

26-Nov-2004 05:18

Output DLIS Files

DEFAULT	MDT_OFA_169PTP	FN:254	PRODUCER	28-Nov-2004 01:14

Schlumberger

Pretest @ 3110.0 mMD

MAXIS Field Log

File 81 Depth, M: 3110.01 Volumetric Limited draw−down − Large−Diameter probe

Mud Pressure before test, PSIA:	4959.88
Mud Pressure after test, PSIA:	4960
Last build−up pressure, PSIA:	4416.39
Draw−down mobility, md/cp:	22.2

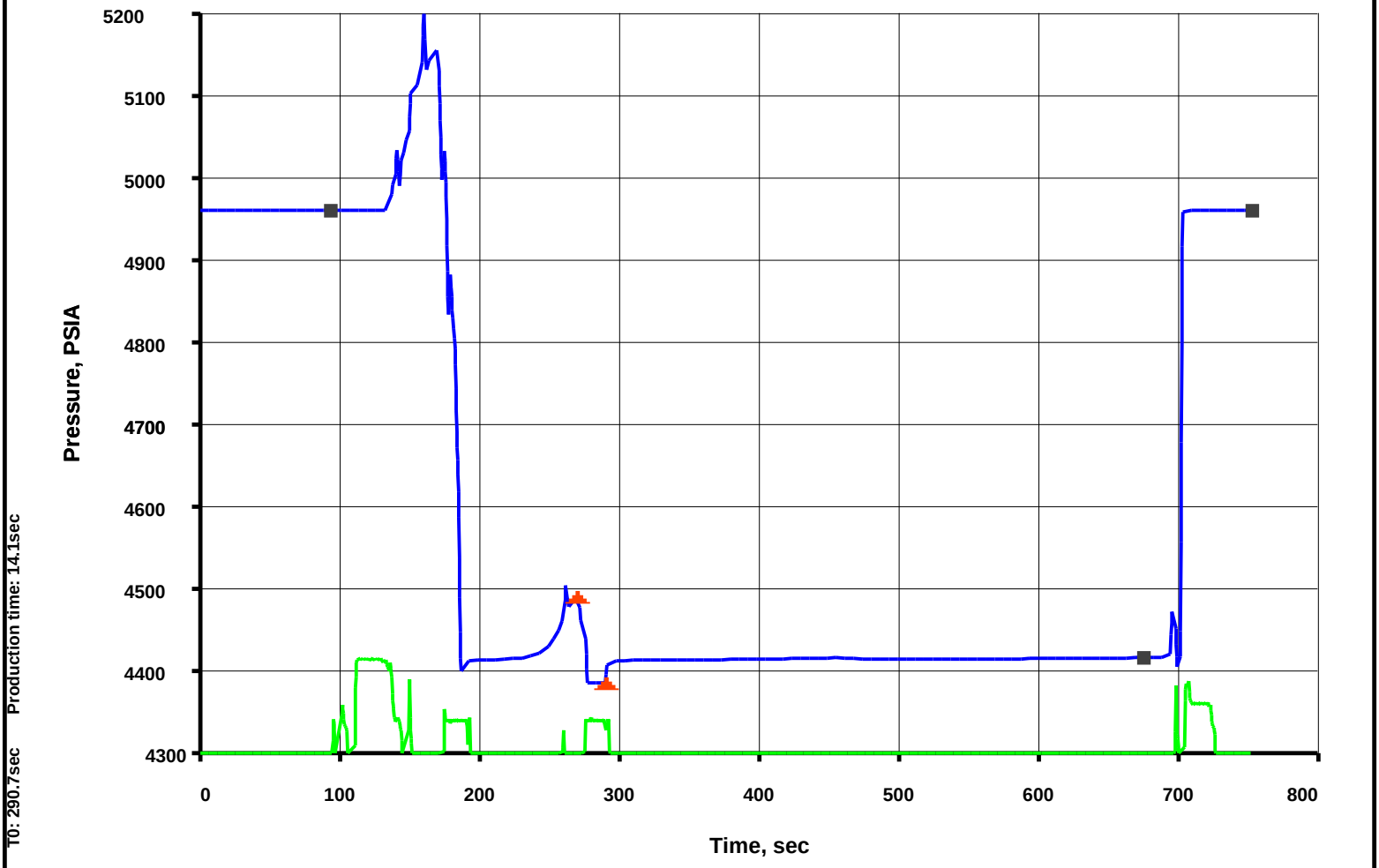

Pretest Volume: 9.9 cc − MRPS_1− BQP1 Resolution: 0.010psi

Input DLIS Files

26−Nov−2004 05:27

Output DLIS Files

DEFAULT	MDT_OFA_170PTP	FN:255	PRODUCER	28−Nov−2004 01:20	3110.0 M	2.0 M

Elapsed Time (s)	Event Summary

700.5	Retract Single Probe Module (MRPS) 1
270.6	Vert Pretest 9.9 cc @ 40 C3/M Single Probe Module (MRPS) 1
169.8	Vert Pretest 10.0 cc @ 40 C3/M Single Probe Module (MRPS) 1
106.8	Probe Set @ 3110.0 M Single Probe Module (MRPS) 1

PIP SUMMARY

Time Mark Every 60 S

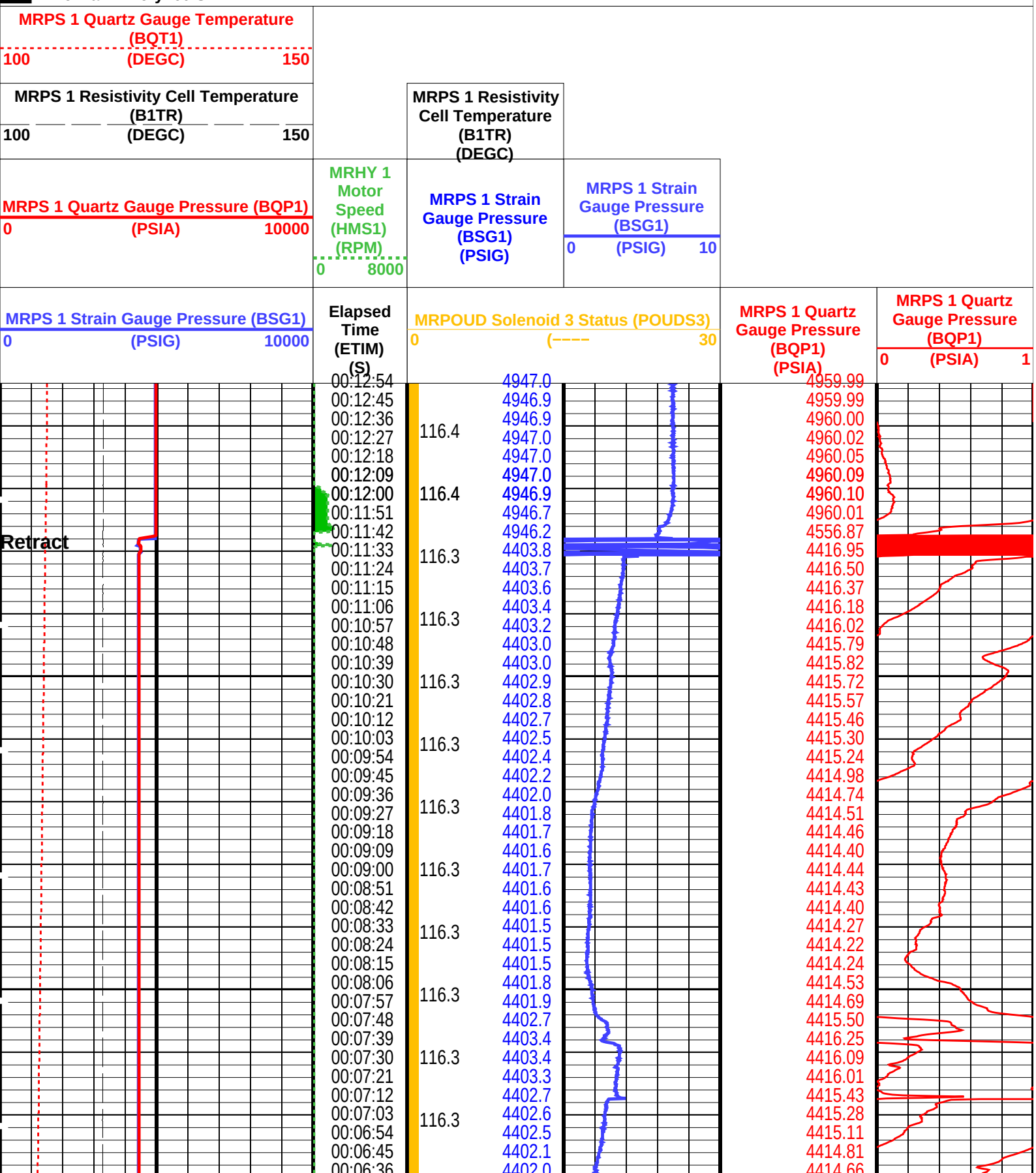

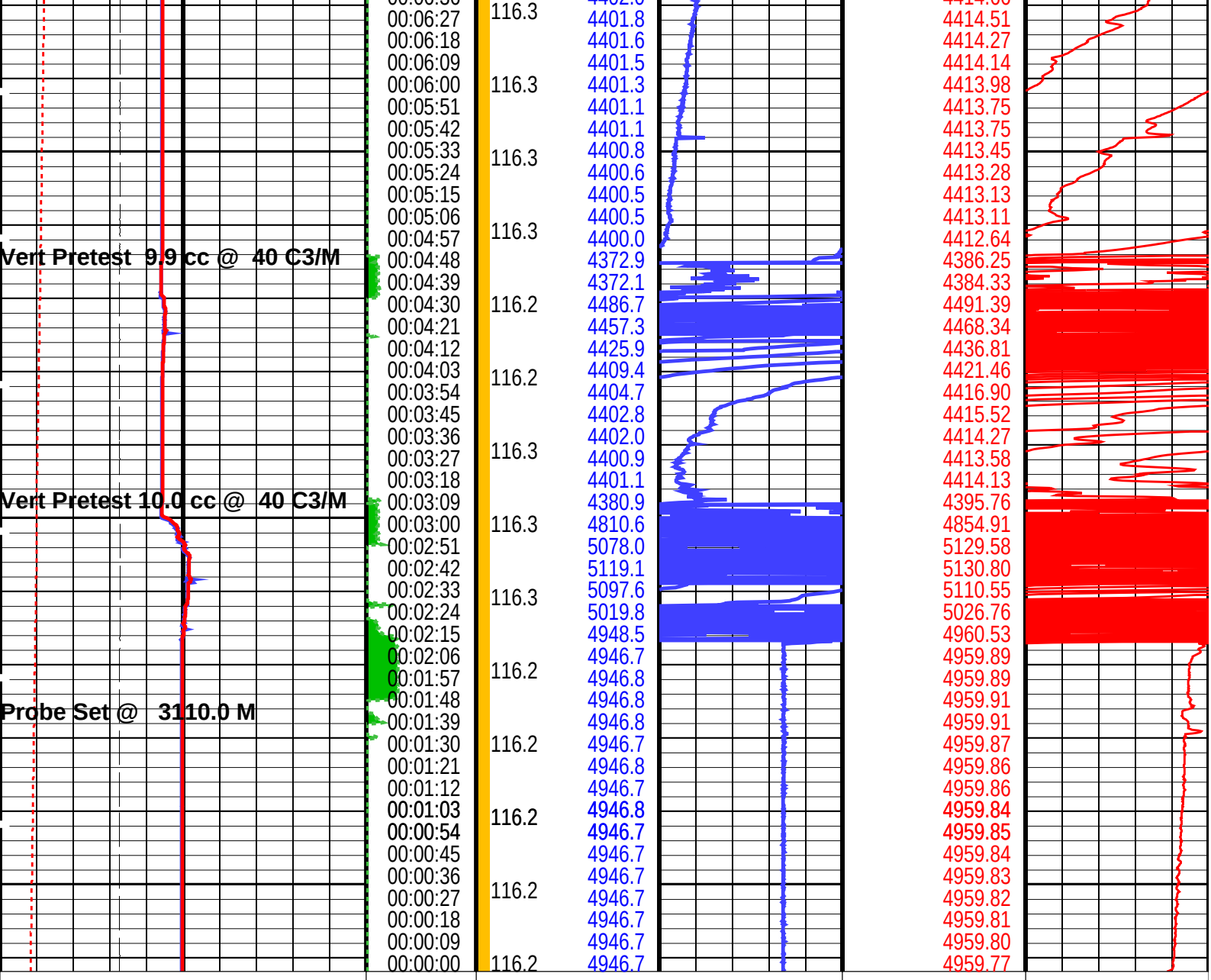

MRPS 1 Strain Gauge Pressure (BSG1) 0 (PSIG) 10000	Elapsed Time (ETIM) (S)	MRPOUD Solenoid 3 Status (POUDS3) 0 (----- 30	MRPS 1 Quartz Gauge Pressure (BQP1) (PSIA)	MRPS 1 Quartz Gauge Pressure (BQP1) 0 (PSIA) 1
MRPS 1 Quartz Gauge Pressure (BQP1) 0 (PSIA) 10000	MRHY 1 Motor Speed (HMS1) (RPM) 0 8000	MRPS 1 Strain Gauge Pressure (BSG1) (PSIG)	MRPS 1 Strain Gauge Pressure (BSG1) 0 (PSIG) 10	
MRPS 1 Resistivity Cell Temperature (B1TR) 100 (DEGC) 150		MRPS 1 Resistivity Cell Temperature (B1TR) (DEGC)		
MRPS 1 Quartz Gauge Temperature (BQT1) 100 (DEGC) 150				

PIP SUMMARY

Time Mark Every 60 S

Parameters

DLIS Name	Description	Value
	MRPS_1: Single Probe Module (MRPS) 1	
OGCA	Quartz Gauge Pressure Correction Applied	DYCO

QGDA		Quartz Gauge Deviation Angle	0	DEG
QGFD		Quartz Gauge Flow Line Density	1	G/C3
	LFA: Live Fluid Analyzer			
PDCO		Probe Depth Correction Offset	0	M
	MRPC: Power Cartridge			
PDCO		Probe Depth Correction Offset	0	M
	System and Miscellaneous			
PP		Playback Processing	NORMAL	

Format: MRPS_1_SGQG_Station Vertical Scale: 1" per 60S Graphics File Created: 28−Nov−2004 01:20

OP System Version: 12C0−301

MCM

MRPS_1	12C0−301	MRHY_1	12C0−301
MRPO_UD	12C0−301	LFA	12C0−301
MRMS_1	12C0−301	MRMS_2	12C0−301
MRPC	12C0−301	SGT−L	12C0−301
TCC−BF	12C0−301		

Input DLIS Files

26−Nov−2004 05:27

Output DLIS Files

DEFAULT MDT_OFA_170PTP FN:255 PRODUCER 28−Nov−2004 01:20

Schlumberger

Pretest @ 3121.5 mMD

MAXIS Field Log

File 82 Depth, M: 3121.47 Volumetric Limited draw−down − Large−Diameter probe

Mud Pressure before test, PSIA:	4978.13
Mud Pressure after test, PSIA:	4978.31
Last build−up pressure, PSIA:	4448.91
Draw−down mobility, md/cp:	15

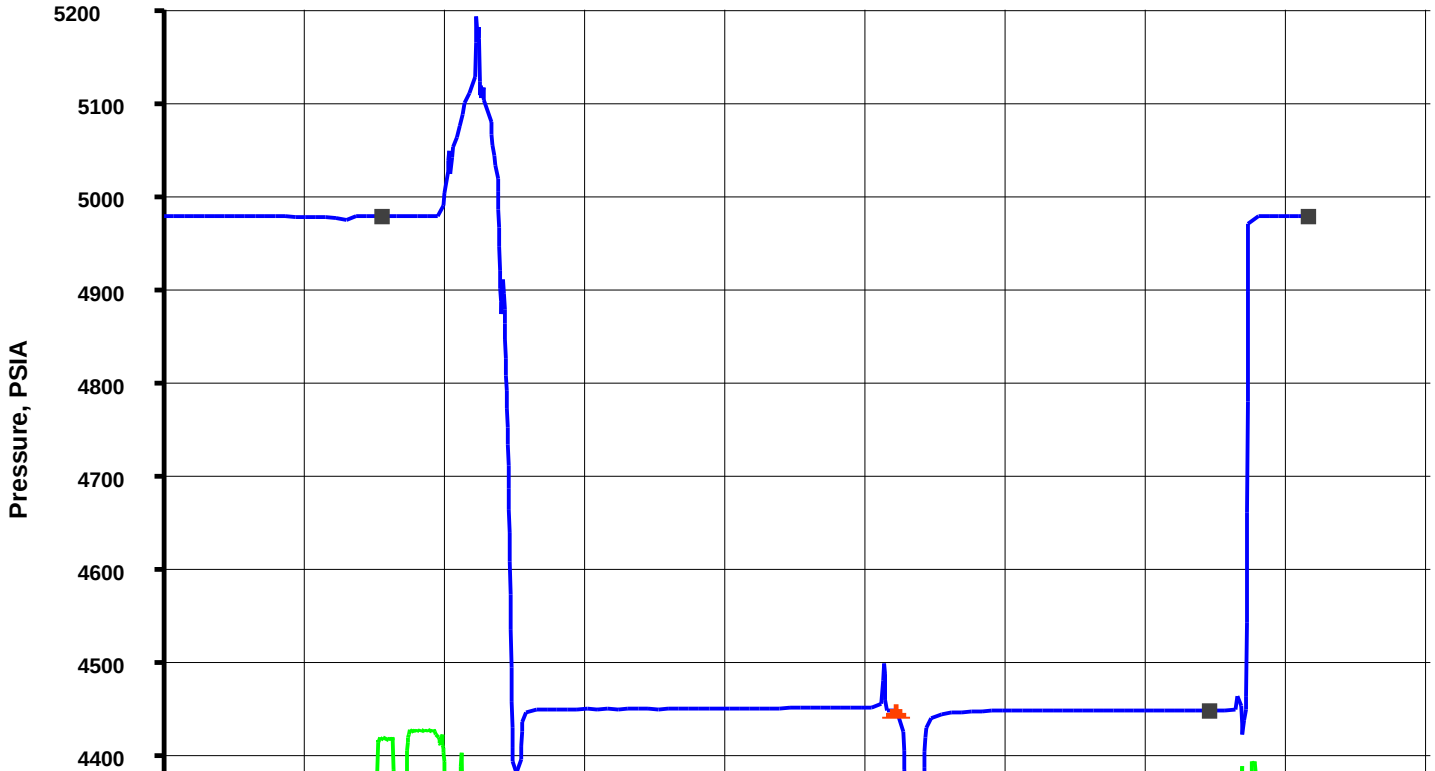

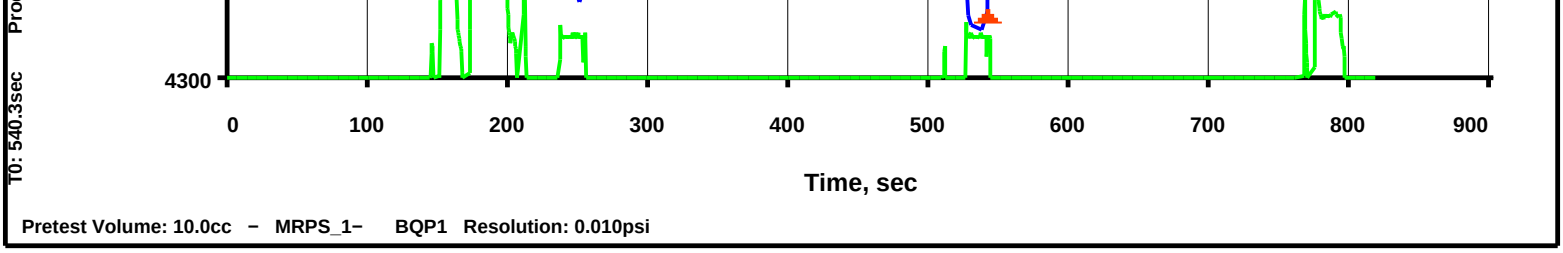

Pretest Volume: 10.0cc – MRPS_1– BQP1 Resolution: 0.010psi

Input DLIS Files

26–Nov–2004 05:45

Output DLIS Files

DEFAULT	MDT_OFA_174PTP	FN:258	PRODUCER	28–Nov–2004 03:41	3121.5 M	2.1 M

Elapsed Time (s)	Event Summary
767.7	Retract Single Probe Module (MRPS) 1
519.9	Vert Pretest 10.0 cc @ 40 C3/M Single Probe Module (MRPS) 1
231.6	Vert Pretest 10.0 cc @ 40 C3/M Single Probe Module (MRPS) 1
168.0	Probe Set @ 3121.5 M Single Probe Module (MRPS) 1
130.5	Pumping Stopped 1170.0 C3 Dual Up–down Pumpout Module (MRPOUD)
68.1	Pump Out Started Dual Up–down Pumpout Module (MRPOUD)

PIP SUMMARY

Time Mark Every 60 S

MRPS 1 Quartz Gauge Temperature (BQT1)
100 (DEGC) 150

MRPS 1 Resistivity Cell Temperature (B1TR)
100 (DEGC) 150

MRPS 1 Quartz Gauge Pressure (BQP1)
0 (PSIA) 10000

MRHY 1 Motor Speed (HMS1) (RPM)
0 8000

MRPS 1 Resistivity Cell Temperature (B1TR) (DEGC)

MRPS 1 Strain Gauge Pressure (BSG1) (PSIG)

MRPS 1 Strain Gauge Pressure (BSG1)
0 (PSIG) 10

MRPS 1 Strain Gauge Pressure (BSG1)
0 (PSIG) 10000

Retract

Elapsed Time (ETIM) (S)	MRPOUD Solenoid 3 Status (POUDS3) (0 (–––– 30)	MRPS 1 Strain Gauge Pressure (BSG1) (PSIG)	MRPS 1 Quartz Gauge Pressure (BQP1) (PSIA)	MRPS 1 Quartz Gauge Pressure (BQP1) (PSIA) (0 (PSIA) 1)
00:13:48		4965.2	4978.30	
00:13:39		4965.1	4978.30	
00:13:30	116.7	4965.2	4978.33	
00:13:21		4965.2	4978.37	
00:13:12		4965.2	4978.38	
00:13:03	116.7	4965.0	4978.36	
00:12:54		4964.3	4977.67	
00:12:45		4439.7	4454.43	
00:12:36	116.6	4436.0	4448.91	
00:12:27		4436.0	4448.91	
00:12:18		4436.1	4448.90	
00:12:09		4436.0	4448.90	
00:12:00	116.6	4436.0	4448.89	

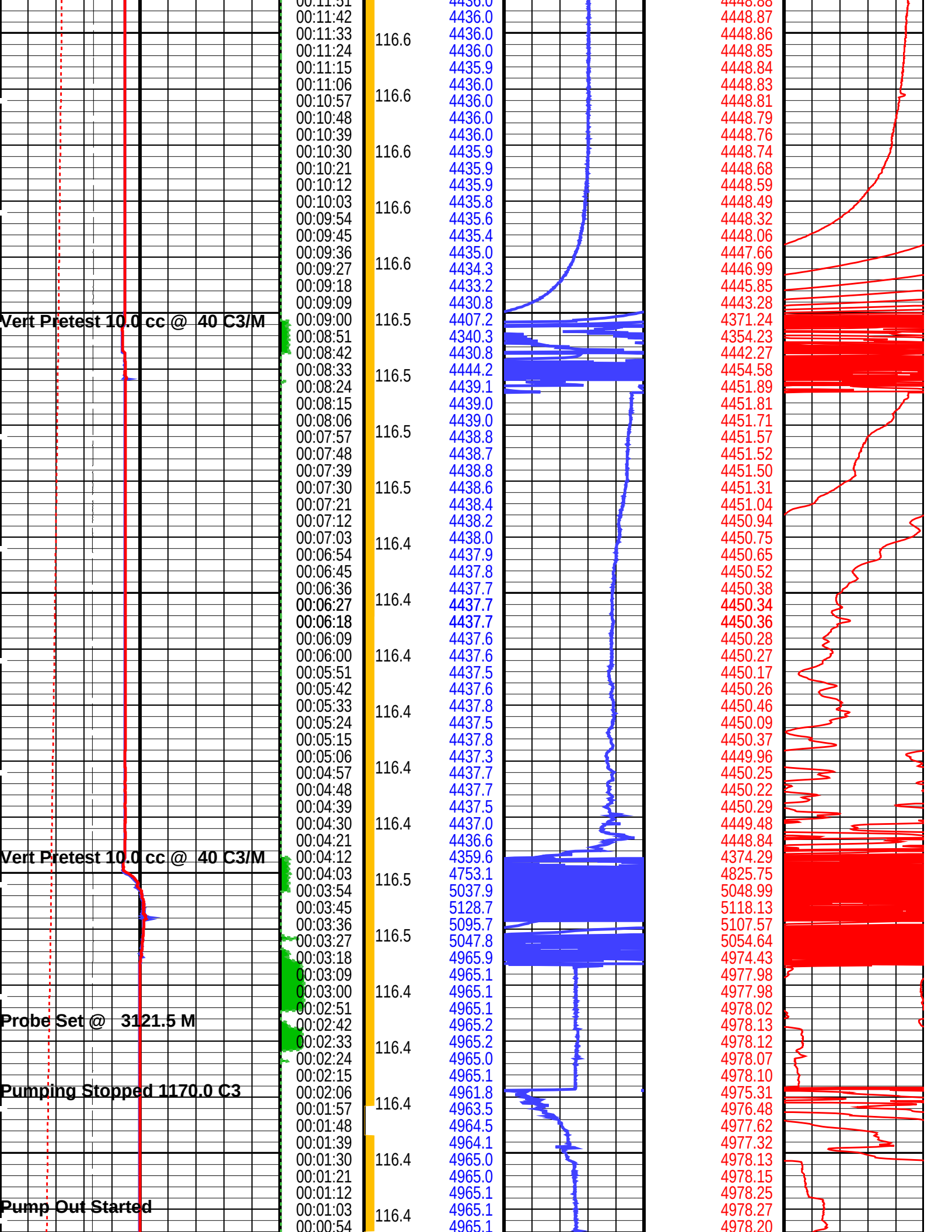
Vert Pretest 10.0 cc @ 40 C3/M
Vert Pretest 10.0 cc @ 40 C3/M
Probe Set @ 3121.5 M
Pumping Stopped 1170.0 C3
Pump Out Started

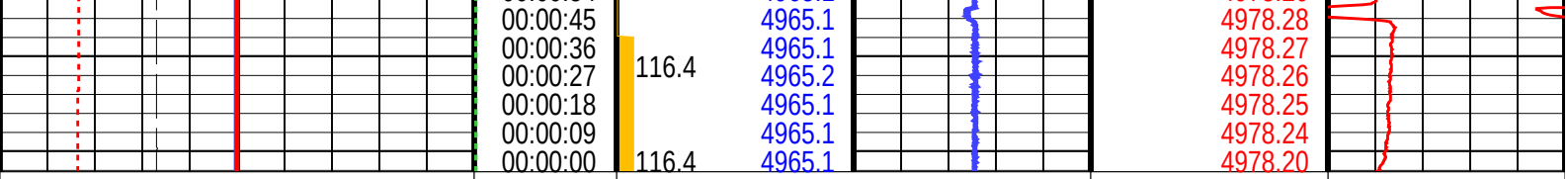

MRPS 1 Strain Gauge Pressure (BSG1)	Elapsed Time (ETIM) (S)	MRPOUD Solenoid 3 Status (POUDS3)	MRPS 1 Quartz Gauge Pressure (BQP1) (PSIA)	MRPS 1 Quartz Gauge Pressure (BQP1)
0 (PSIG) 10000		0 (---- 30		0 (PSIA) 1

MRPS 1 Quartz Gauge Pressure (BQP1)	MRHY 1 Motor Speed (HMS1) (RPM)	MRPS 1 Strain Gauge Pressure (BSG1) (PSIG)	MRPS 1 Strain Gauge Pressure (BSG1)
0 (PSIA) 10000	0 8000		0 (PSIG) 10

MRPS 1 Resistivity Cell Temperature (B1TR)	MRPS 1 Resistivity Cell Temperature (B1TR) (DEGC)
100 (DEGC) 150	

MRPS 1 Quartz Gauge Temperature (BQT1)
100 (DEGC) 150

PIP SUMMARY

Time Mark Every 60 S

Parameters

DLIS Name	Description	Value	
	MRPS_1: Single Probe Module (MRPS) 1		
QGCA	Quartz Gauge Pressure Correction Applied	DYCO	
QGDA	Quartz Gauge Deviation Angle	0	DEG
QGFD	Quartz Gauge Flow Line Density	1	G/C3
	LFA: Live Fluid Analyzer		
PDCO	Probe Depth Correction Offset	0	M
	MRPC: Power Cartridge		
PDCO	Probe Depth Correction Offset	0	M
	System and Miscellaneous		
PP	Playback Processing	NORMAL	

Format: MRPS_1_SGQG_Station Vertical Scale: 1" per 60S Graphics File Created: 28-Nov-2004 03:41

OP System Version: 12C0-301

MCM

MRPS_1	12C0-301	MRHY_1	12C0-301
MRPO_UD	12C0-301	LFA	12C0-301
MRMS_1	12C0-301	MRMS_2	12C0-301
MRPC	12C0-301	SGT-L	12C0-301
TCC-BF	12C0-301		

Input DLIS Files

26-Nov-2004 05:45

Output DLIS Files

DEFAULT MDT_OFA_174PTP FN:258 PRODUCER 28-Nov-2004 03:41

Schlumberger

Pretest @ 3126.7 mMD

File 83 Depth, M: 3126.73 Volumetric Limited draw−down − Large−Diameter probe

Mud Pressure before test, PSIA:	4986.85
Mud Pressure after test, PSIA:	4986.99
Last build−up pressure, PSIA:	4471.33
Draw−down mobility, md/cp:	6.2

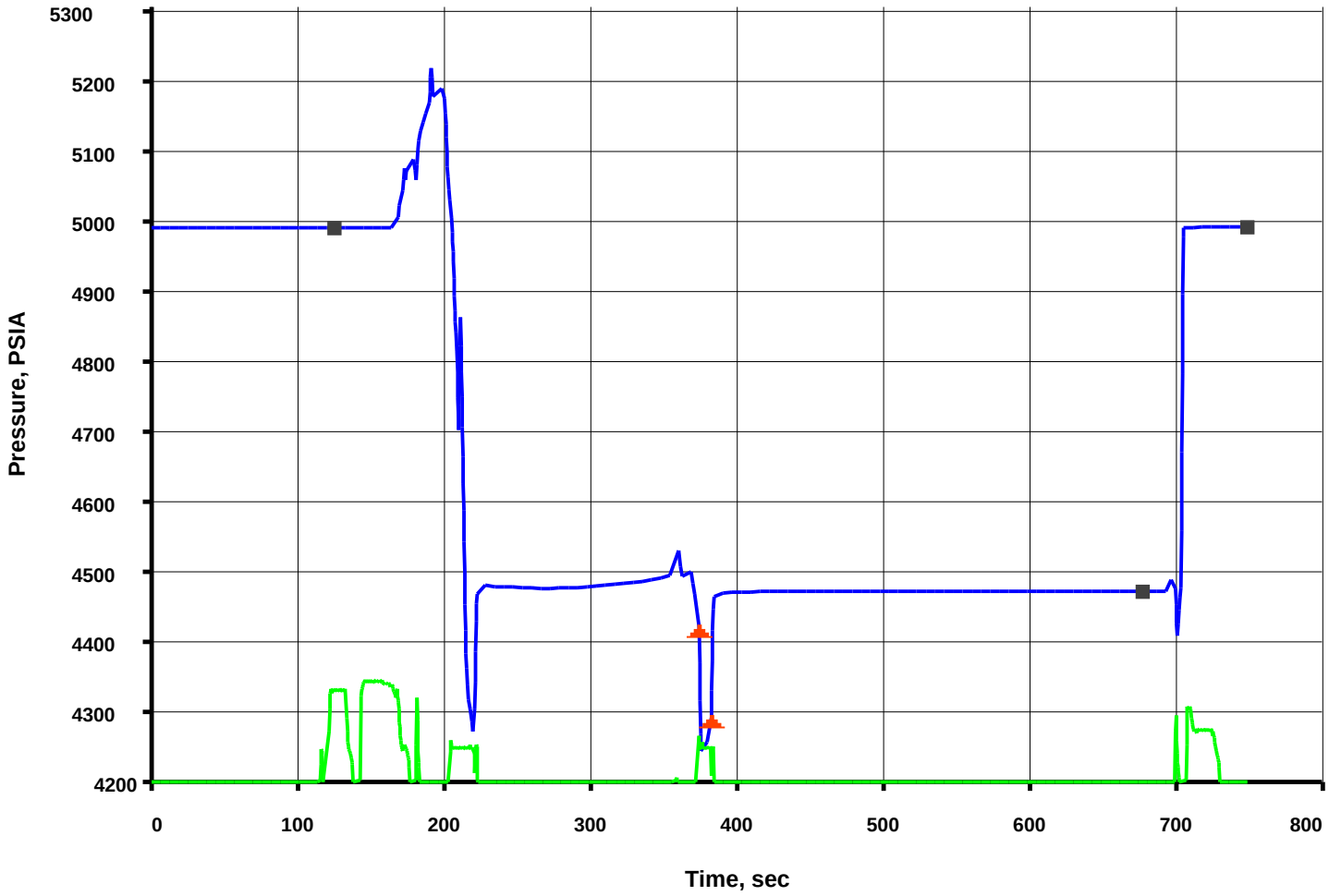

Pretest Volume: 5.0 cc − MRPS_1− BQP1 Resolution: 0.010psi

Input DLIS Files

26−Nov−2004 06:02

Output DLIS Files

DEFAULT MDT_OFA_175PTP FN:259 PRODUCER 28−Nov−2004 03:45 3126.7 M 2.0 M

Elapsed Time (s)	Event Summary
702.3	Retract Single Probe Module (MRPS) 1
368.7	Vert Pretest 5.0 cc @ 40 C3/M Single Probe Module (MRPS) 1
199.5	Vert Pretest 9.9 cc @ 40 C3/M Single Probe Module (MRPS) 1
138.3	Probe Set @ 3126.7 M Single Probe Module (MRPS) 1

PIP SUMMARY

Time Mark Every 60 S

MRPS 1 Quartz Gauge Temperature

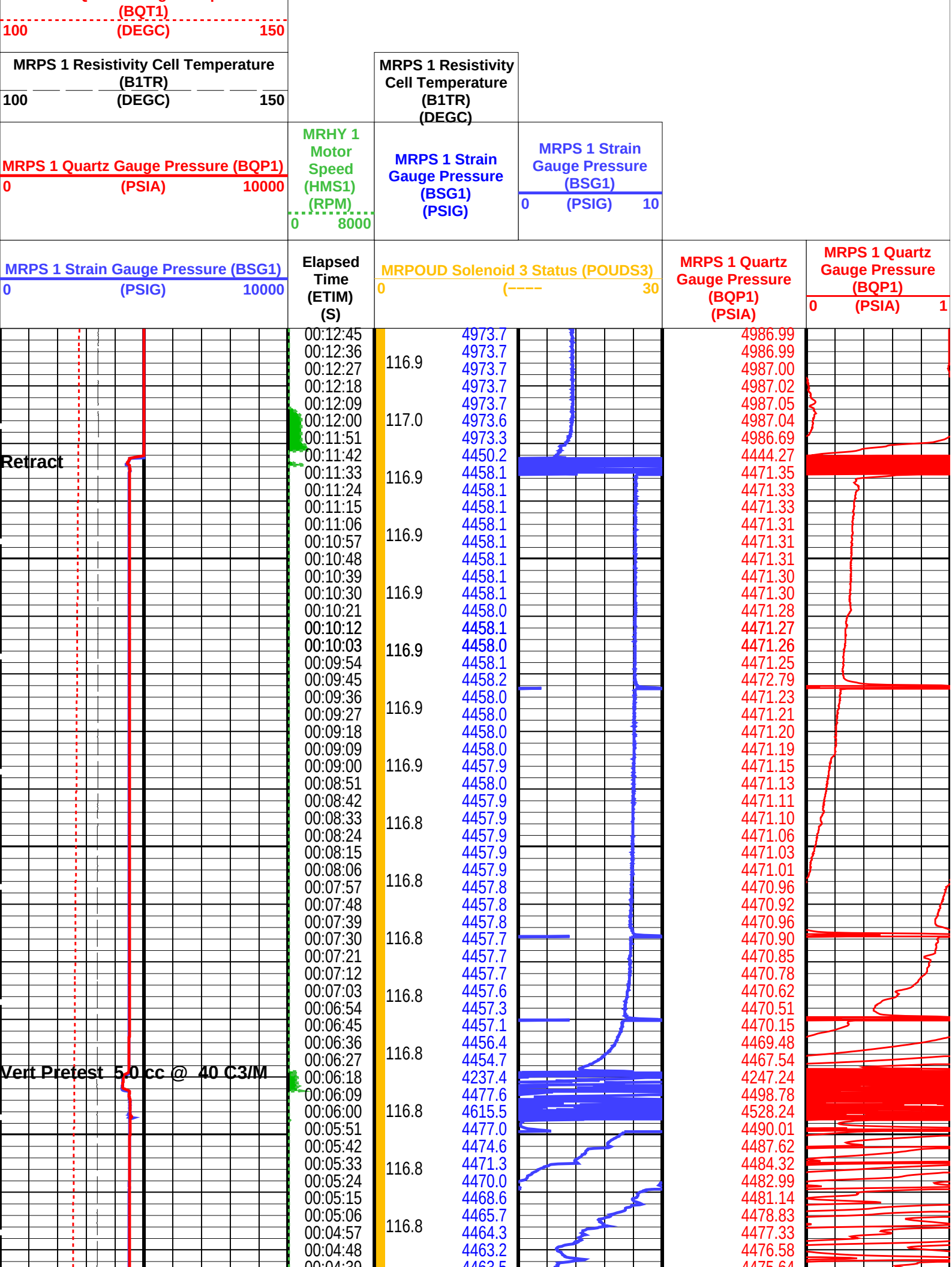
(BQT1)
100 (DEGC) 150
MRPS 1 Resistivity Cell Temperature (B1TR)
100 (DEGC) 150
MRPS 1 Resistivity Cell Temperature (B1TR) (DEGC)
MRPS 1 Quartz Gauge Pressure (BQP1)
0 (PSIA) 10000
MRHY 1 Motor Speed (HMS1) (RPM)
0 8000
MRPS 1 Strain Gauge Pressure (BSG1) (PSIG)
MRPS 1 Strain Gauge Pressure (BSG1)
0 (PSIG) 10
MRPS 1 Strain Gauge Pressure (BSG1)
0 (PSIG) 10000
Elapsed Time (ETIM) (S)
MRPOUD Solenoid 3 Status (POUDS3)
0 (---- 30
MRPS 1 Quartz Gauge Pressure (BQP1) (PSIA)
MRPS 1 Quartz Gauge Pressure (BQP1)
0 (PSIA) 1
Retract
Vert Pretest 5.0 cc @ 40 C3/M
00:12:45 4973.7 4986.99
00:12:36 4973.7 4986.99
00:12:27 116.9 4973.7 4987.00
00:12:18 4973.7 4987.02
00:12:09 4973.7 4987.05
00:12:00 117.0 4973.6 4987.04
00:11:51 4973.3 4986.69
00:11:42 4450.2 4444.27
00:11:33 116.9 4458.1 4471.35
00:11:24 4458.1 4471.33
00:11:15 4458.1 4471.33
00:11:06 4458.1 4471.31
00:10:57 116.9 4458.1 4471.31
00:10:48 4458.1 4471.31
00:10:39 4458.1 4471.30
00:10:30 116.9 4458.1 4471.30
00:10:21 4458.0 4471.28
00:10:12 4458.1 4471.27
00:10:03 116.9 4458.0 4471.26
00:09:54 4458.1 4471.25
00:09:45 4458.2 4472.79
00:09:36 4458.0 4471.23
00:09:27 116.9 4458.0 4471.21
00:09:18 4458.0 4471.20
00:09:09 4458.0 4471.19
00:09:00 116.9 4457.9 4471.15
00:08:51 4458.0 4471.13
00:08:42 4457.9 4471.11
00:08:33 116.8 4457.9 4471.10
00:08:24 4457.9 4471.06
00:08:15 4457.9 4471.03
00:08:06 116.8 4457.9 4471.01
00:07:57 4457.8 4470.96
00:07:48 4457.8 4470.92
00:07:39 4457.8 4470.96
00:07:30 116.8 4457.7 4470.90
00:07:21 4457.7 4470.85
00:07:12 4457.7 4470.78
00:07:03 116.8 4457.6 4470.62
00:06:54 4457.3 4470.51
00:06:45 4457.1 4470.15
00:06:36 116.8 4456.4 4469.48
00:06:27 4454.7 4467.54
00:06:18 4237.4 4247.24
00:06:09 4477.6 4498.78
00:06:00 116.8 4615.5 4528.24
00:05:51 4477.0 4490.01
00:05:42 4474.6 4487.62
00:05:33 116.8 4471.3 4484.32
00:05:24 4470.0 4482.99
00:05:15 4468.6 4481.14
00:05:06 116.8 4465.7 4478.83
00:04:57 4464.3 4477.33
00:04:48 4463.2 4476.58

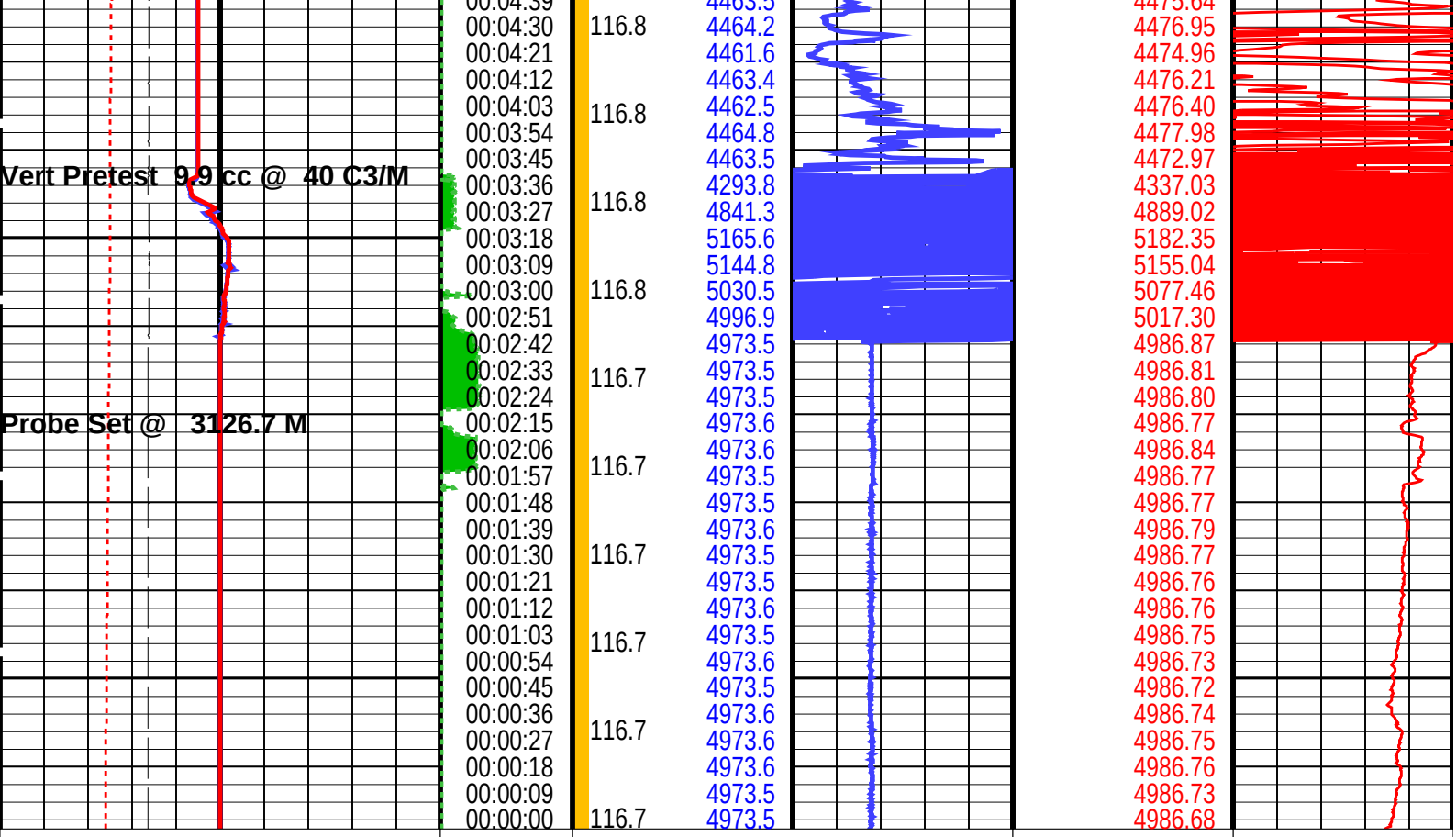

MRPS 1 Strain Gauge Pressure (BSG1)
0 (PSIG) 10000

Elapsed Time (ETIM) (S)

MRPOUD Solenoid 3 Status (POUDS3)
0 (----- 30

MRPS 1 Quartz Gauge Pressure (BQP1) (PSIA)

MRPS 1 Quartz Gauge Pressure (BQP1)
0 (PSIA) 1

MRPS 1 Quartz Gauge Pressure (BQP1)
0 (PSIA) 10000

MRHY 1 Motor Speed (HMS1) (RPM)
0 8000

MRPS 1 Strain Gauge Pressure (BSG1) (PSIG)

MRPS 1 Strain Gauge Pressure (BSG1)
0 (PSIG) 10

MRPS 1 Resistivity Cell Temperature (B1TR)
100 (DEGC) 150

MRPS 1 Resistivity Cell Temperature (B1TR) (DEGC)

MRPS 1 Quartz Gauge Temperature (BQT1)
100 (DEGC) 150

PIP SUMMARY

Time Mark Every 60 S

Parameters

DLIS Name	Description	Value	
	MRPS_1: Single Probe Module (MRPS) 1		
QGCA	Quartz Gauge Pressure Correction Applied	DYCO	
QGDA	Quartz Gauge Deviation Angle	0	DEG
QGFD	Quartz Gauge Flow Line Density	1	G/C3
	LFA: Live Fluid Analyzer		
PDCO	Probe Depth Correction Offset	0	M
	MRPC: Power Cartridge		
PDCO	Probe Depth Correction Offset	0	M
	System and Miscellaneous		
PP	Playback Processing	NORMAL	

Format: MRPS_1_SGQG_Station Vertical Scale: 1" per 60S Graphics File Created: 28-Nov-2004 03:45

OP System Version: 12C0-301

MCM

MRPS_1 12C0-301 MRHY_1 12C0-301

MRPS_1	12C0−301	MRHY_1	12C0−301
MRPO_UD	12C0−301	LFA	12C0−301
MRMS_1	12C0−301	MRMS_2	12C0−301
MRPC	12C0−301	SGT−L	12C0−301
TCC−BF	12C0−301		

Input DLIS Files

26−Nov−2004 06:02

Output DLIS Files

DEFAULT MDT_OFA_175PTP FN:259 PRODUCER 28−Nov−2004 03:45

Schlumberger

Pretest @ 3142.6 mMD

MAXIS Field Log

File 84 Depth, M: 3142.56 Unrecognizable − Large−Diameter probe

Mud Pressure before test, PSIA: 5012.21
Mud Pressure after test, PSIA: 5012.18

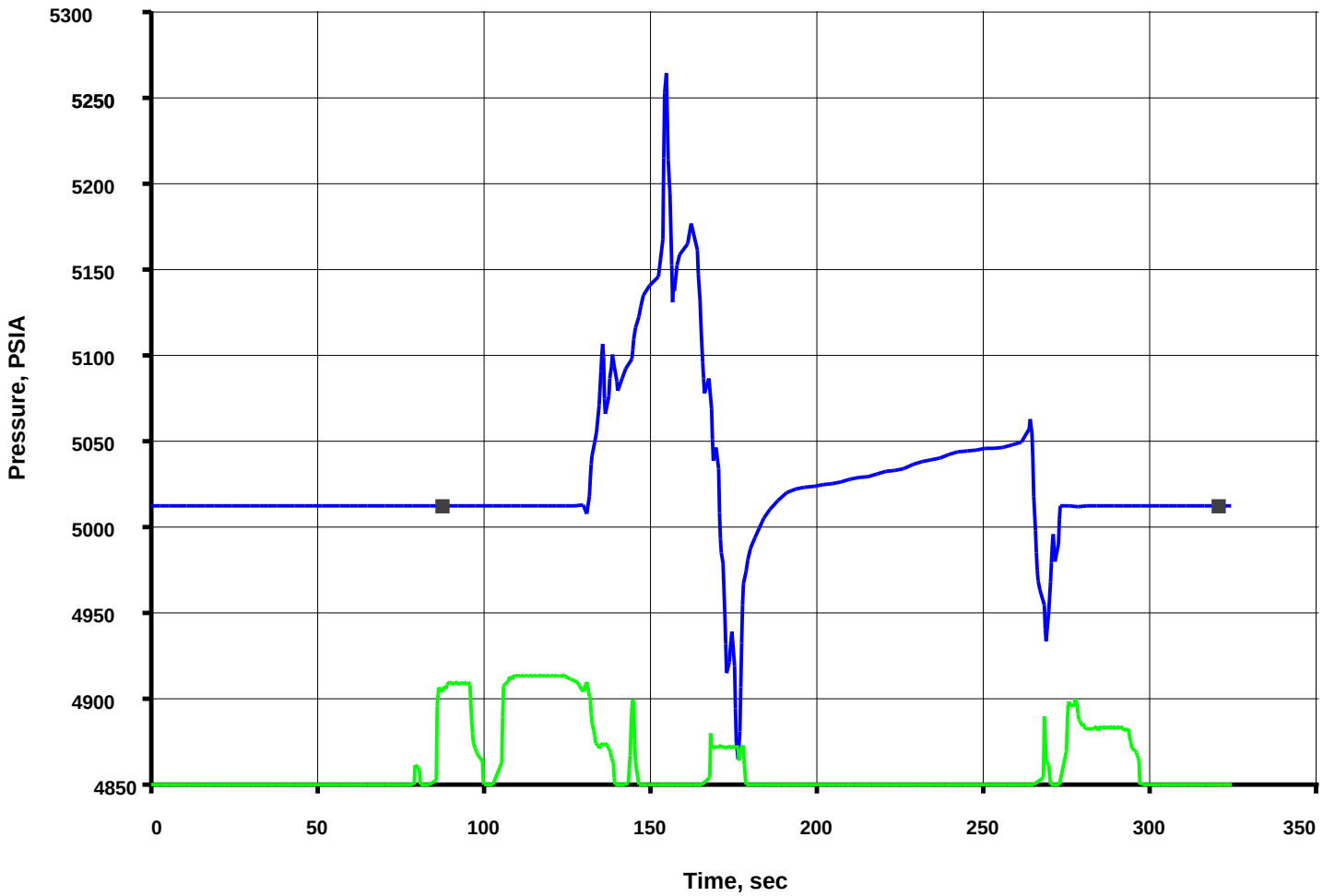

Pretest Volume: 5.1 cc − MRPS_1− BQP1 Resolution: 0.010psi

Input DLIS Files

Output DLIS Files

DEFAULT	MDT_OFA_176PTP	FN:260	PRODUCER	28−Nov−2004 03:47	3142.6 M	0.9 M

Elapsed Time (s)	Event Summary
269.7	Retract Single Probe Module (MRPS) 1
162.9	Vert Pretest 5.1 cc @ 40 C3/M Single Probe Module (MRPS) 1
100.5	Probe Set @ 3142.6 M Single Probe Module (MRPS) 1

PIP SUMMARY

Time Mark Every 60 S

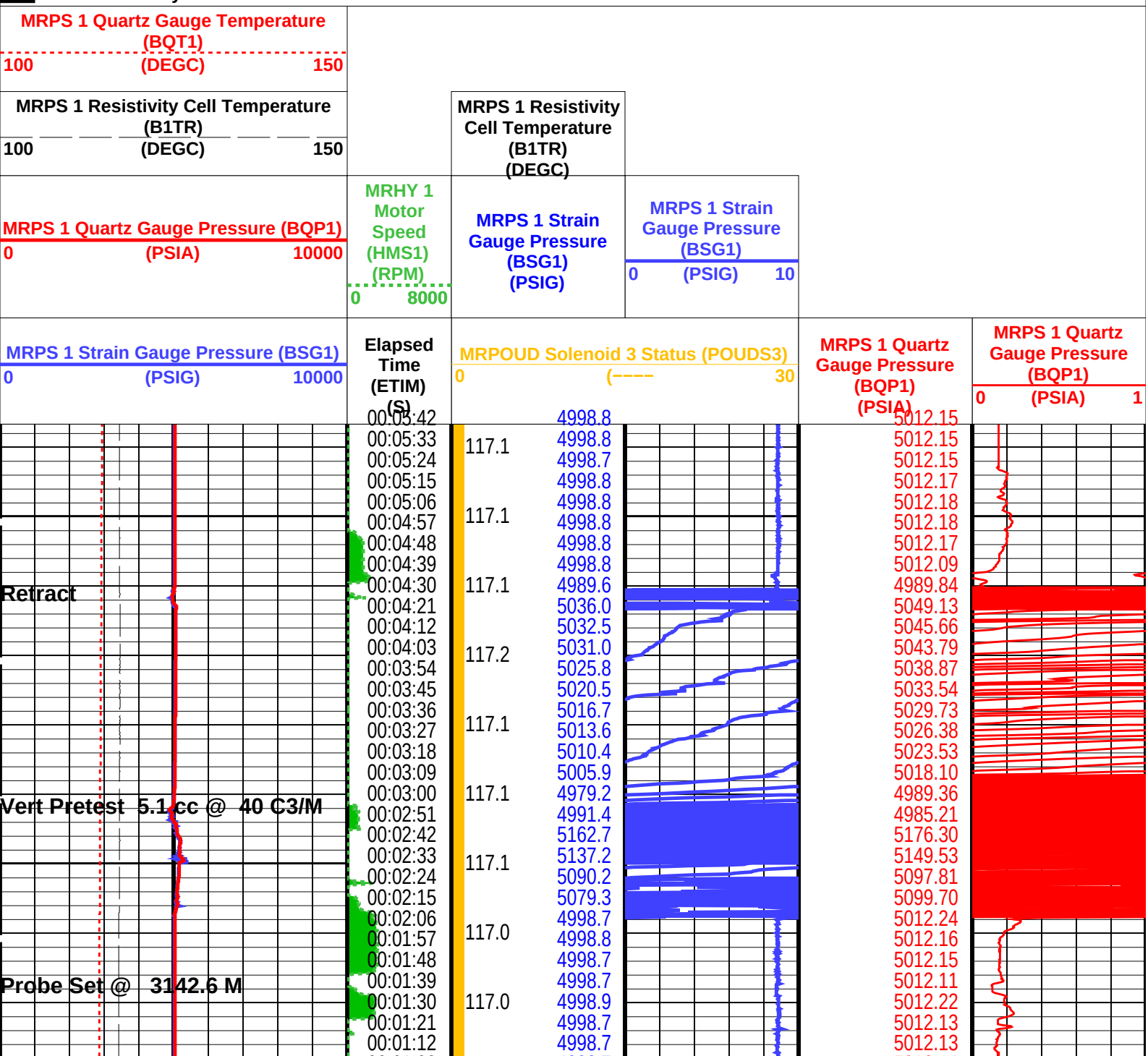

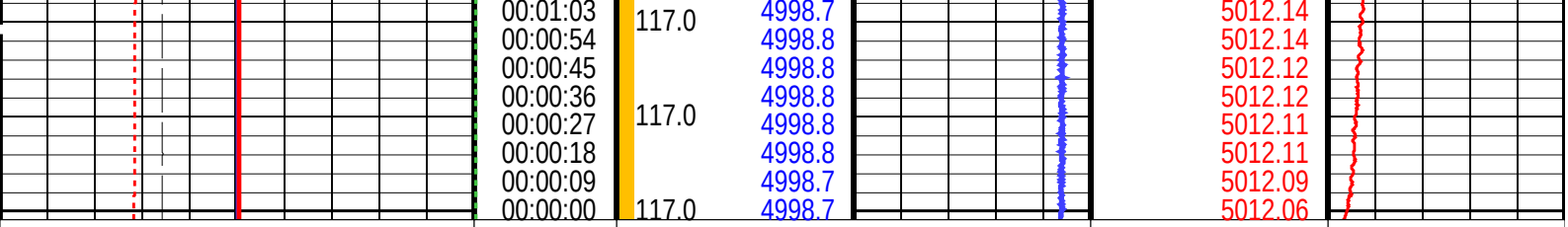

MRPS 1 Strain Gauge Pressure (BSG1)
0 (PSIG) 10000

Elapsed Time (ETIM) (S)

MRPOUD Solenoid 3 Status (POUDS3)
0 (----- 30

MRPS 1 Quartz Gauge Pressure (BQP1) (PSIA)

MRPS 1 Quartz Gauge Pressure (BQP1)
0 (PSIA) 1

MRPS 1 Quartz Gauge Pressure (BQP1)
0 (PSIA) 10000

MRHY 1 Motor Speed (HMS1) (RPM)
0 8000

MRPS 1 Strain Gauge Pressure (BSG1) (PSIG)

MRPS 1 Strain Gauge Pressure (BSG1)
0 (PSIG) 10

MRPS 1 Resistivity Cell Temperature (B1TR)
100 (DEGC) 150

MRPS 1 Resistivity Cell Temperature (B1TR) (DEGC)

MRPS 1 Quartz Gauge Temperature (BQT1)
100 (DEGC) 150

PIP SUMMARY

Time Mark Every 60 S

Parameters

DLIS Name	Description	Value	
	MRPS_1: Single Probe Module (MRPS) 1		
QGCA	Quartz Gauge Pressure Correction Applied	DYCO	
QGDA	Quartz Gauge Deviation Angle	0	DEG
QGFD	Quartz Gauge Flow Line Density	1	G/C3
	LFA: Live Fluid Analyzer		
PDCO	Probe Depth Correction Offset	0	M
	MRPC: Power Cartridge		
PDCO	Probe Depth Correction Offset	0	M
	System and Miscellaneous		
PP	Playback Processing	NORMAL	

Format: MRPS_1_SGQG_Station Vertical Scale: 1" per 60S Graphics File Created: 28-Nov-2004 03:47

OP System Version: 12C0-301

MCM

MRPS_1	12C0-301	MRHY_1	12C0-301
MRPO_UD	12C0-301	LFA	12C0-301
MRMS_1	12C0-301	MRMS_2	12C0-301
MRPC	12C0-301	SGT-L	12C0-301
TCC-BF	12C0-301		

Input DLIS Files

26-Nov-2004 06:18

Output DLIS Files

DEFAULT MDT_OFA_176PTP FN:260 PRODUCER 28-Nov-2004 03:47

Schlumberger

Pretest @ 3142.7 mMD

File 85 Depth, M: 3142.72 Volumetric Limited draw−down − Large−Diameter probe

Mud Pressure before test, PSIA:	5012.57
Mud Pressure after test, PSIA:	5012.61
Last build−up pressure, PSIA:	4488.63
Draw−down mobility, md/cp:	149.6

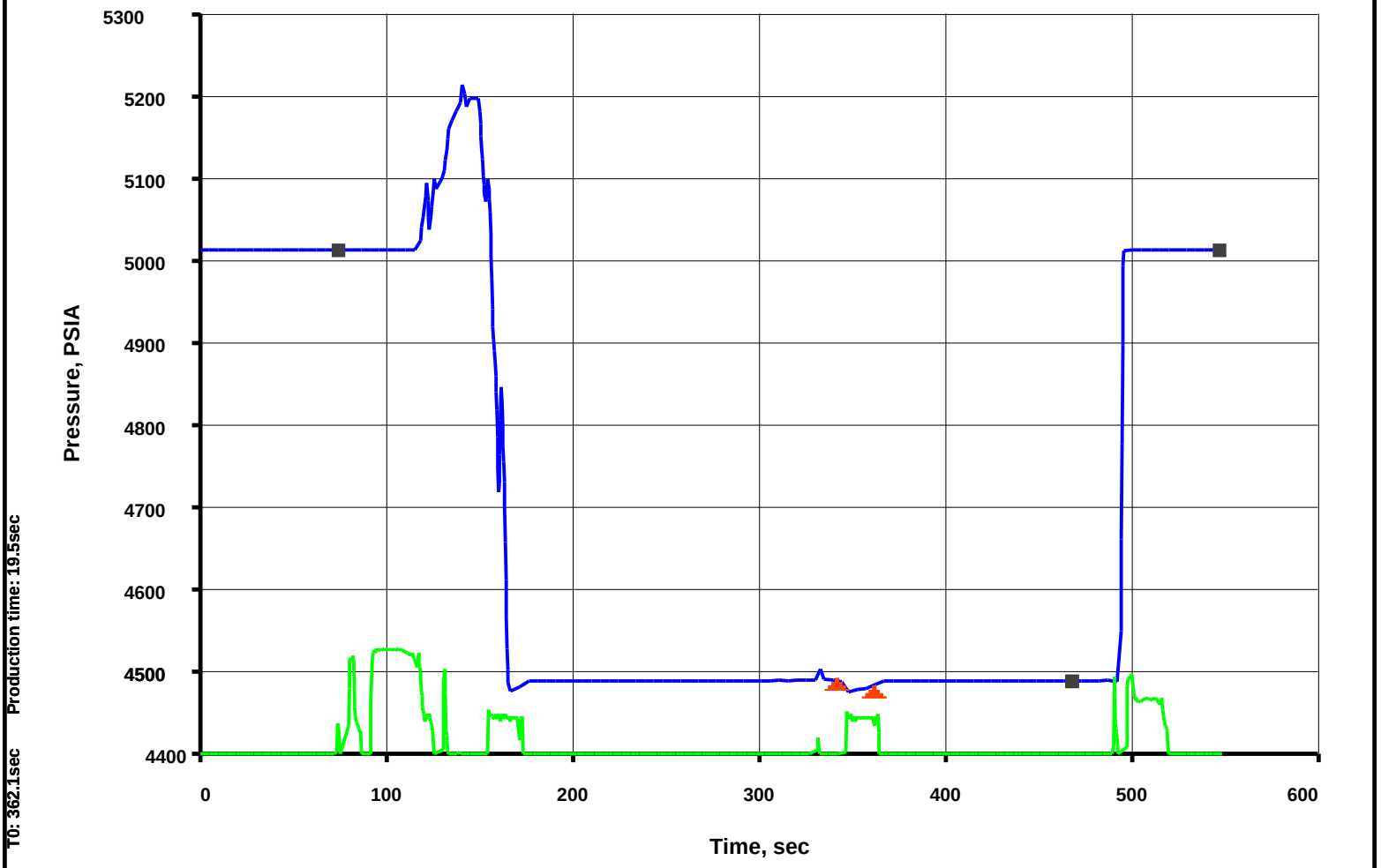

Pretest Volume: 9.9 cc − MRPS_1− BQP1 Resolution: 0.010psi

Input DLIS Files

26−Nov−2004 06:26

Output DLIS Files

DEFAULT	MDT_OFA_177PTP	FN:261	PRODUCER	28−Nov−2004 03:50	3142.7 M	1.4 M

Elapsed Time (s)	Event Summary
492.9	Retract Single Probe Module (MRPS) 1
342.0	Vert Pretest 9.9 cc @ 40 C3/M Single Probe Module (MRPS) 1
149.4	Vert Pretest 10.1 cc @ 40 C3/M Single Probe Module (MRPS) 1
87.3	Probe Set @ 3142.7 M Single Probe Module (MRPS) 1

PIP SUMMARY

Time Mark Every 60 S

Time Mark Every 60 S

MRPS 1 Quartz Gauge Temperature (BQT1)
100 (DEGC) 150

MRPS 1 Resistivity Cell Temperature (B1TR)
100 (DEGC) 150

MRPS 1 Quartz Gauge Pressure (BQP1)
0 (PSIA) 10000

MRHY 1 Motor Speed (HMS1) (RPM)
0 8000

MRPS 1 Resistivity Cell Temperature (B1TR) (DEGC)

MRPS 1 Strain Gauge Pressure (BSG1) (PSIG)

MRPS 1 Strain Gauge Pressure (BSG1)
0 (PSIG) 10

MRPS 1 Strain Gauge Pressure (BSG1)
0 (PSIG) 10000

Elapsed Time (ETIM) (S)

MRPOUD Solenoid 3 Status (POUDS3)
0 (---- 30

MRPS 1 Quartz Gauge Pressure (BQP1) (PSIA)

MRPS 1 Quartz Gauge Pressure (BQP1)
0 (PSIA) 1

Retract

Vert Pretest 9.9 cc @ 40 C3/M

Vert Pretest 10.1 cc @ 40 C3/M

Elapsed Time (ETIM) (S)	MRPOUD Solenoid 3 Status (POUDS3)	MRPS 1 Strain Gauge Pressure (BSG1) (PSIG)	MRPS 1 Quartz Gauge Pressure (BQP1) (PSIA)
00:09:27		4999.2	5012.61
00:09:18		4999.2	5012.61
00:09:09		4999.1	5012.61
00:09:00	117.4	4999.2	5012.63
00:08:51		4999.2	5012.64
00:08:42		4999.2	5012.68
00:08:33	117.4	4999.1	5012.69
00:08:24		4998.9	5012.60
00:08:15		4998.1	4895.82
00:08:06		4475.2	4489.07
00:07:57	117.3	4475.2	4488.64
00:07:48		4475.2	4488.63
00:07:39		4475.1	4488.62
00:07:30	117.3	4475.2	4488.61
00:07:21		4475.2	4488.61
00:07:12		4475.2	4488.60
00:07:03	117.3	4475.1	4488.60
00:06:54		4475.1	4488.59
00:06:45		4475.1	4488.60
00:06:36		4475.1	4488.60
00:06:27	117.3	4475.1	4488.59
00:06:18		4475.2	4488.60
00:06:09		4475.1	4488.58
00:06:00	117.3	4466.4	4479.50
00:05:51		4464.8	4477.86
00:05:42		4475.1	4489.39
00:05:33	117.2	4533.6	4503.55
00:05:24		4476.1	4489.52
00:05:15		4476.0	4489.46
00:05:06		4475.9	4489.42
00:04:57	117.2	4475.8	4489.23
00:04:48		4475.6	4489.06
00:04:39		4475.6	4489.04
00:04:30	117.2	4475.7	4489.27
00:04:21		4475.5	4489.05
00:04:12		4475.4	4488.88
00:04:03	117.2	4475.7	4489.05
00:03:54		4475.3	4488.90
00:03:45		4475.4	4488.83
00:03:36		4475.4	4488.82
00:03:27	117.2	4475.5	4488.90
00:03:18		4475.3	4488.75
00:03:09		4475.3	4488.78
00:03:00	117.2	4475.6	4488.97
00:02:51		4466.7	4478.98
00:02:42		4729.4	4829.62
00:02:33	117.3	5067.4	5072.42
00:02:24		5184.3	5194.55
00:02:15		5159.9	5170.40
00:02:06		5056.2	5098.40
00:01:57	117.2	4962.1	5010.51
00:01:48		4999.1	5012.56
00:01:39		4999.1	5012.55

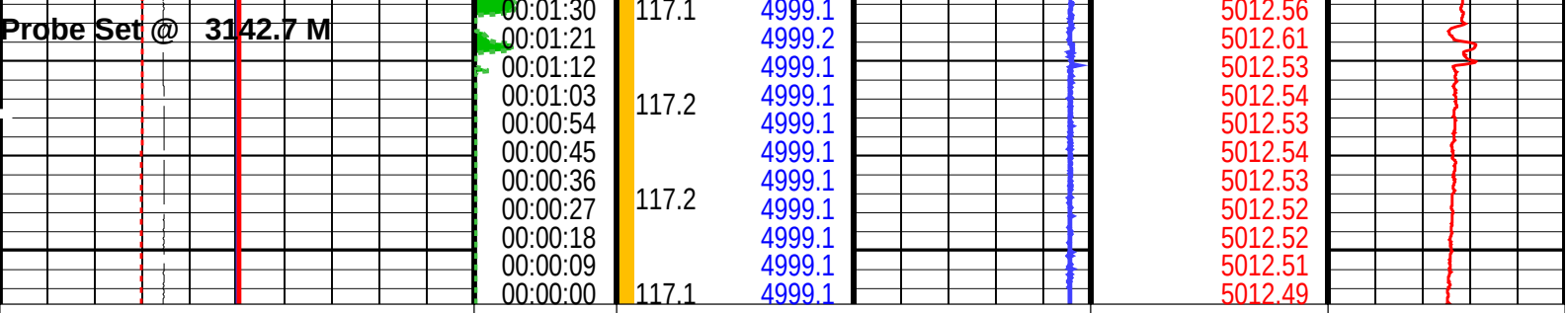

MRPS 1 Strain Gauge Pressure (BSG1)	Elapsed Time (ETIM) (S)	MRPOUD Solenoid 3 Status (POUDS3)	MRPS 1 Quartz Gauge Pressure (BQP1) (PSIA)	MRPS 1 Quartz Gauge Pressure (BQP1)
0 (PSIG) 10000		0 (---- 30		0 (PSIA) 1

MRPS 1 Quartz Gauge Pressure (BQP1)	MRHY 1 Motor Speed (HMS1) (RPM)	MRPS 1 Strain Gauge Pressure (BSG1) (PSIG)	MRPS 1 Strain Gauge Pressure (BSG1)
0 (PSIA) 10000	0 8000		0 (PSIG) 10

MRPS 1 Resistivity Cell Temperature (B1TR)	MRPS 1 Resistivity Cell Temperature (B1TR) (DEGC)
100 (DEGC) 150	

MRPS 1 Quartz Gauge Temperature (BQT1)
100 (DEGC) 150

PIP SUMMARY

Time Mark Every 60 S

Parameters

DLIS Name	Description	Value	
	MRPS_1: Single Probe Module (MRPS) 1		
QGCA	Quartz Gauge Pressure Correction Applied	DYCO	
QGDA	Quartz Gauge Deviation Angle	0	DEG
QGFD	Quartz Gauge Flow Line Density	1	G/C3
	LFA: Live Fluid Analyzer		
PDCO	Probe Depth Correction Offset	0	M
	MRPC: Power Cartridge		
PDCO	Probe Depth Correction Offset	0	M
	System and Miscellaneous		
PP	Playback Processing	NORMAL	

Format: MRPS_1_SGQG_Station Vertical Scale: 1" per 60S Graphics File Created: 28-Nov-2004 03:50

OP System Version: 12C0-301

MCM

MRPS_1	12C0-301	MRHY_1	12C0-301
MRPO_UD	12C0-301	LFA	12C0-301
MRMS_1	12C0-301	MRMS_2	12C0-301
MRPC	12C0-301	SGT-L	12C0-301
TCC-BF	12C0-301		

Input DLIS Files

26-Nov-2004 06:26

Output DLIS Files

DEFAULT MDT_OFA_177PTP FN:261 PRODUCER 28-Nov-2004 03:50

File 86 Depth, M: 3146.99 Volumetric Limited draw−down − Large−Diameter probe

Mud Pressure before test, PSIA:	5019.58
Mud Pressure after test, PSIA:	5019.52
Last build−up pressure, PSIA:	4489.95
Draw−down mobility, md/cp:	12.4

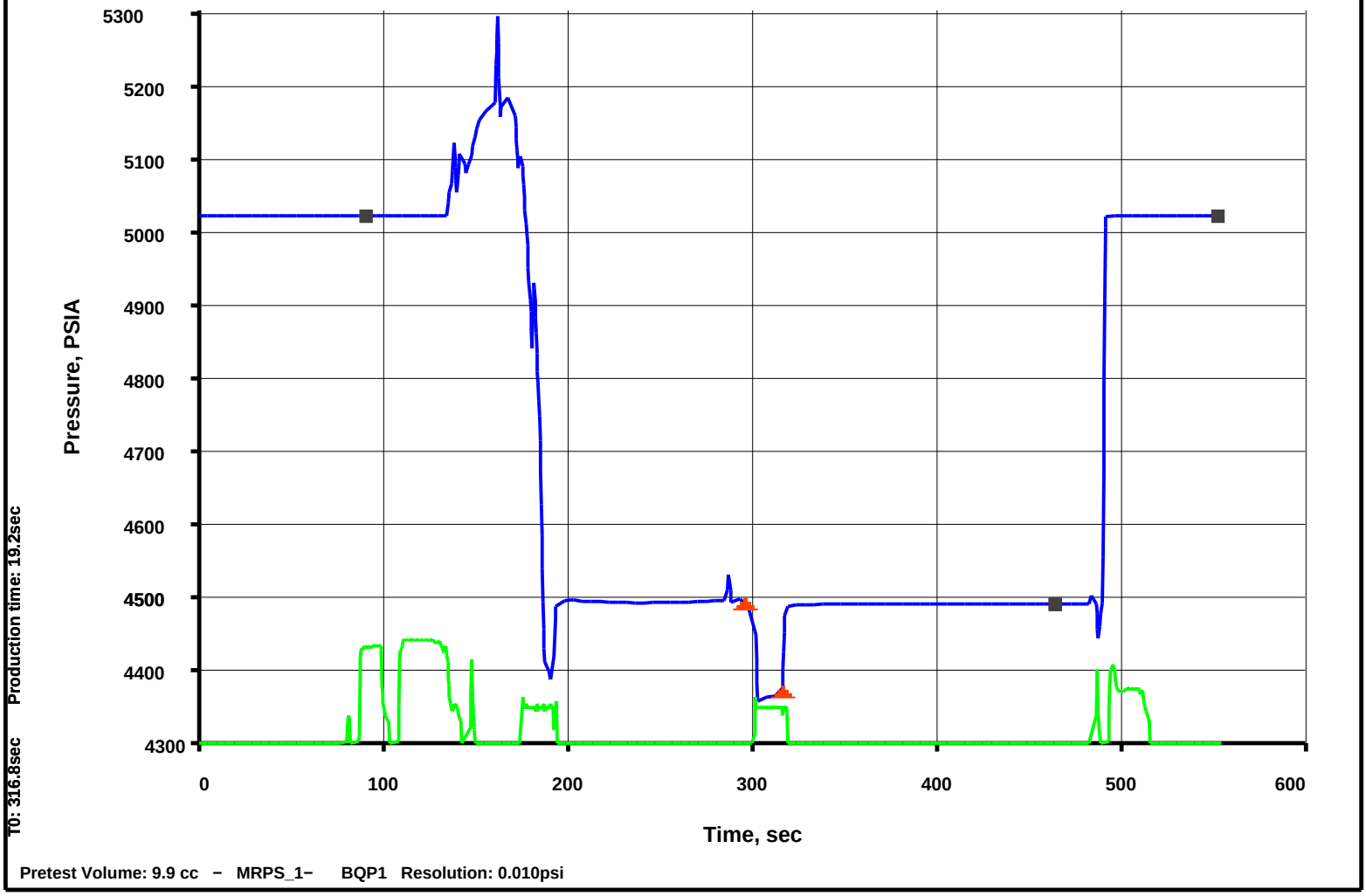

Pretest Volume: 9.9 cc − MRPS_1− BQP1 Resolution: 0.010psi

Input DLIS Files

26−Nov−2004 06:38

Output DLIS Files

DEFAULT	MDT_OFA_178PTP	FN:262	PRODUCER	28−Nov−2004 03:52	3147.0 M	1.5 M

Elapsed Time (s)	Event Summary
489.0	Retract Single Probe Module (MRPS) 1
296.4	Vert Pretest 9.9 cc @ 40 C3/M Single Probe Module (MRPS) 1
170.4	Vert Pretest 10.1 cc @ 40 C3/M Single Probe Module (MRPS) 1
104.1	Probe Set @ 3147.0 M Single Probe Module (MRPS) 1

PIP SUMMARY

Time Mark Every 60 S

MRPS 1 Quartz Gauge Temperature (BQT1)
100 (DEGC) 150

MRPS 1 Resistivity Cell Temperature (B1TR)
100 (DEGC) 150

MRPS 1 Quartz Gauge Pressure (BQP1)
0 (PSIA) 10000

MRHY 1 Motor Speed (HMS1) (RPM)
0 8000

MRPS 1 Resistivity Cell Temperature (B1TR) (DEGC)

MRPS 1 Strain Gauge Pressure (BSG1) (PSIG)

MRPS 1 Strain Gauge Pressure (BSG1)
0 (PSIG) 10

MRPS 1 Strain Gauge Pressure (BSG1)
0 (PSIG) 10000

Elapsed Time (ETIM) (S)

MRPOUD Solenoid 3 Status (POUDS3)
0 (---- 30

MRPS 1 Quartz Gauge Pressure (BQP1) (PSIA)

MRPS 1 Quartz Gauge Pressure (BQP1)
0 (PSIA) 1

Retract

Vert Pretest 9.9 cc @ 40 C3/M

Vert Pretest 10.1 cc @ 40 C3/M

Elapsed Time (ETIM) (S)	MRPOUD Solenoid 3 Status (POUDS3)	MRPS 1 Strain Gauge Pressure (BSG1) (PSIG)	MRPS 1 Quartz Gauge Pressure (BQP1) (PSIA)
00:09:27	117.6	5006.0	5019.53
00:09:18		5006.1	5019.53
00:09:09		5006.0	5019.54
00:09:00	117.6	5006.1	5019.55
00:08:51		5006.1	5019.57
00:08:42		5006.1	5019.59
00:08:33		5006.1	5019.60
00:08:24	117.6	5005.9	5019.60
00:08:15		5005.2	5018.93
00:08:06		4477.3	4493.17
00:07:57	117.5	4476.5	4489.93
00:07:48		4476.5	4489.95
00:07:39		4476.5	4489.94
00:07:30	117.5	4476.5	4489.94
00:07:21		4476.5	4489.94
00:07:12		4476.5	4489.94
00:07:03	117.5	4476.5	4489.95
00:06:54		4476.5	4490.10
00:06:45		4476.5	4489.95
00:06:36		4476.5	4489.95
00:06:27	117.5	4476.5	4489.96
00:06:18		4476.5	4489.95
00:06:09		4476.5	4489.96
00:06:00	117.5	4476.6	4489.94
00:05:51		4476.5	4489.91
00:05:42		4476.4	4489.88
00:05:33	117.5	4476.3	4489.69
00:05:24		4475.8	4489.20
00:05:15		4352.7	4364.88
00:05:06		4346.8	4360.62
00:04:57	117.4	4478.6	4494.78
00:04:48		4505.2	4528.81
00:04:39		4481.1	4494.49
00:04:30	117.4	4480.0	4493.44
00:04:21		4478.9	4492.23
00:04:12		4478.9	4492.26
00:04:03	117.4	4478.7	4491.95
00:03:54		4479.2	4492.63
00:03:45		4479.0	4492.99
00:03:36		4479.2	4492.63
00:03:27	117.5	4479.8	4494.02
00:03:18		4483.5	4494.51
00:03:09		4386.0	4406.51
00:03:00	117.5	4824.6	4889.17
00:02:51		5133.9	5179.88
00:02:42		5297.4	5291.18
00:02:33	117.5	5141.6	5154.34
00:02:24		5054.9	5096.44
00:02:15		5030.3	5036.10
00:02:06		5006.0	5019.52

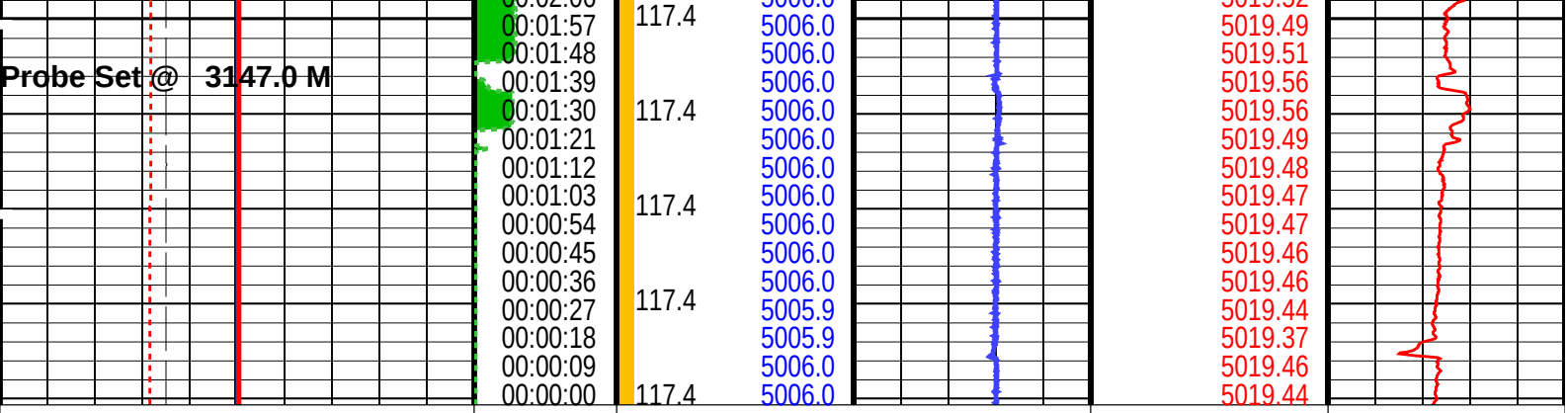

MRPS 1 Strain Gauge Pressure (BSG1)	Elapsed Time (ETIM) (S)	MRPOUD Solenoid 3 Status (POUDS3)	MRPS 1 Quartz Gauge Pressure (BQP1) (PSIA)	MRPS 1 Quartz Gauge Pressure (BQP1)
0 (PSIG) 10000		0 (---- 30		0 (PSIA) 1

MRPS 1 Quartz Gauge Pressure (BQP1)	MRHY 1 Motor Speed (HMS1) (RPM)	MRPS 1 Strain Gauge Pressure (BSG1) (PSIG)	MRPS 1 Strain Gauge Pressure (BSG1)
0 (PSIA) 10000	0 8000		0 (PSIG) 10

MRPS 1 Resistivity Cell Temperature (B1TR)	MRPS 1 Resistivity Cell Temperature (B1TR) (DEGC)
100 (DEGC) 150	

MRPS 1 Quartz Gauge Temperature (BQT1)
100 (DEGC) 150

PIP SUMMARY

Time Mark Every 60 S

Parameters

DLIS Name	Description	Value	
	MRPS_1: Single Probe Module (MRPS) 1		
QGCA	Quartz Gauge Pressure Correction Applied	DYCO	
QGDA	Quartz Gauge Deviation Angle	0	DEG
QGFD	Quartz Gauge Flow Line Density	1	G/C3
	LFA: Live Fluid Analyzer		
PDCO	Probe Depth Correction Offset	0	M
	MRPC: Power Cartridge		
PDCO	Probe Depth Correction Offset	0	M
	System and Miscellaneous		
PP	Playback Processing	NORMAL	

Format: MRPS_1_SGQG_Station Vertical Scale: 1" per 60S Graphics File Created: 28-Nov-2004 03:52

OP System Version: 12C0-301

MCM

MRPS_1	12C0-301	MRHY_1	12C0-301
MRPO_UD	12C0-301	LFA	12C0-301
MRMS_1	12C0-301	MRMS_2	12C0-301
MRPC	12C0-301	SGT-L	12C0-301
TCC-BF	12C0-301		

Input DLIS Files

26-Nov-2004 06:38

Output DLIS Files

DEFAULT MDT_OFA_178PTP FN:262 PRODUCER 28-Nov-2004 03:52

Schlumberger

Pretest @ 3157.2mMD

MAXIS Field Log

File 87 Depth, M: 3157.17 Volumetric Limited draw−down − Large−Diameter probe

Mud Pressure before test, PSIA:	5035.85
Mud Pressure after test, PSIA:	5035.85
Last build−up pressure, PSIA:	4518.41
Draw−down mobility, md/cp:	8.4

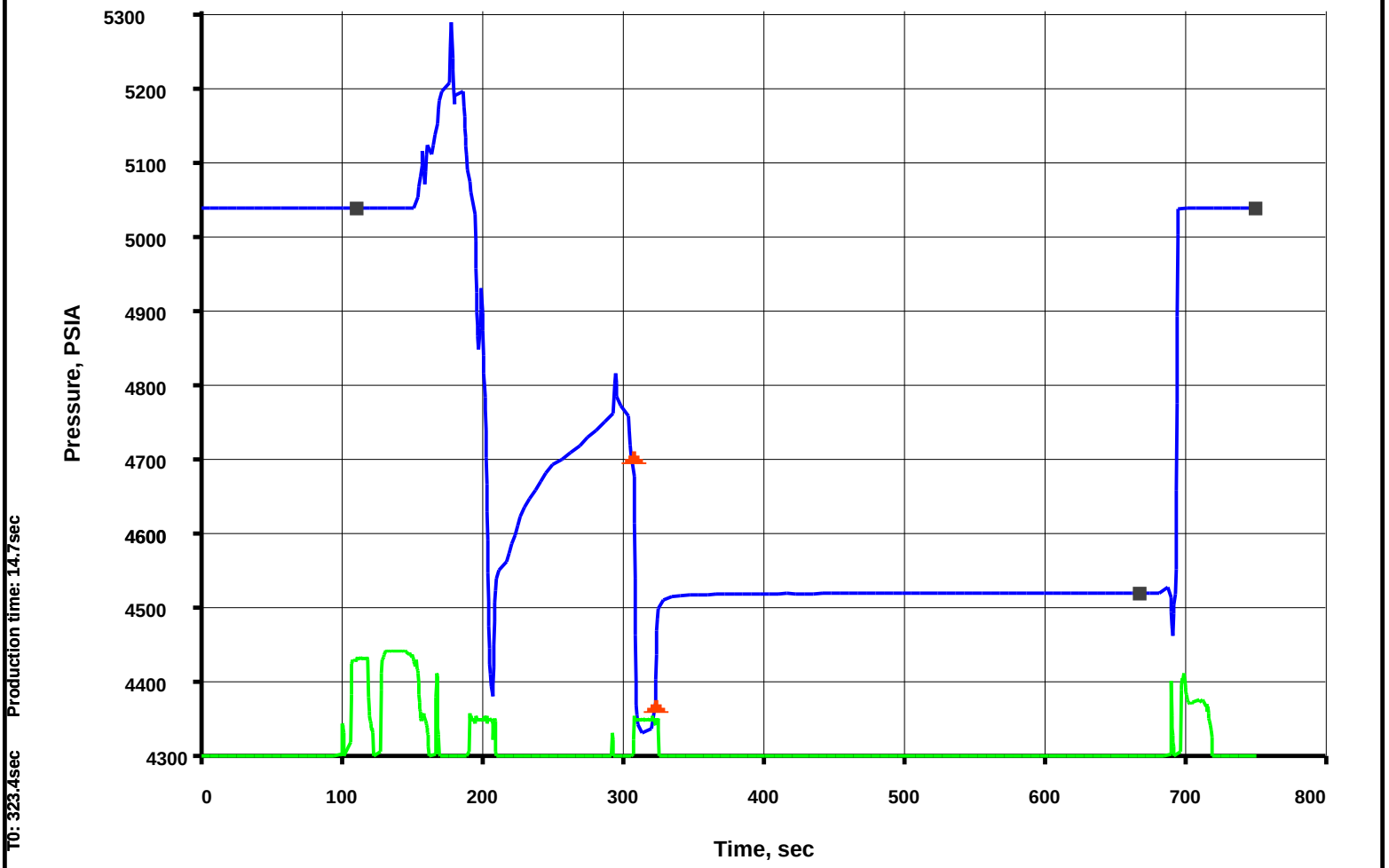

Pretest Volume: 10.0cc − MRPS_1− BQP1 Resolution: 0.010psi

Input DLIS Files

26−Nov−2004 06:50

Output DLIS Files

DEFAULT	MDT_OFA_179PTP	FN:263	PRODUCER	28−Nov−2004 03:54	3157.2 M	2.0 M

Elapsed Time (s)	Event Summary
692.4	Retract Single Probe Module (MRPS) 1
302.7	Vert Pretest 10.0 cc @ 40 C3/M Single Probe Module (MRPS) 1
186.0	Vert Pretest 9.9 cc @ 40 C3/M Single Probe Module (MRPS) 1

123.6	Probe Set @ 3157.2 M Single Probe Module (MRPS) 1

PIP SUMMARY

Time Mark Every 60 S

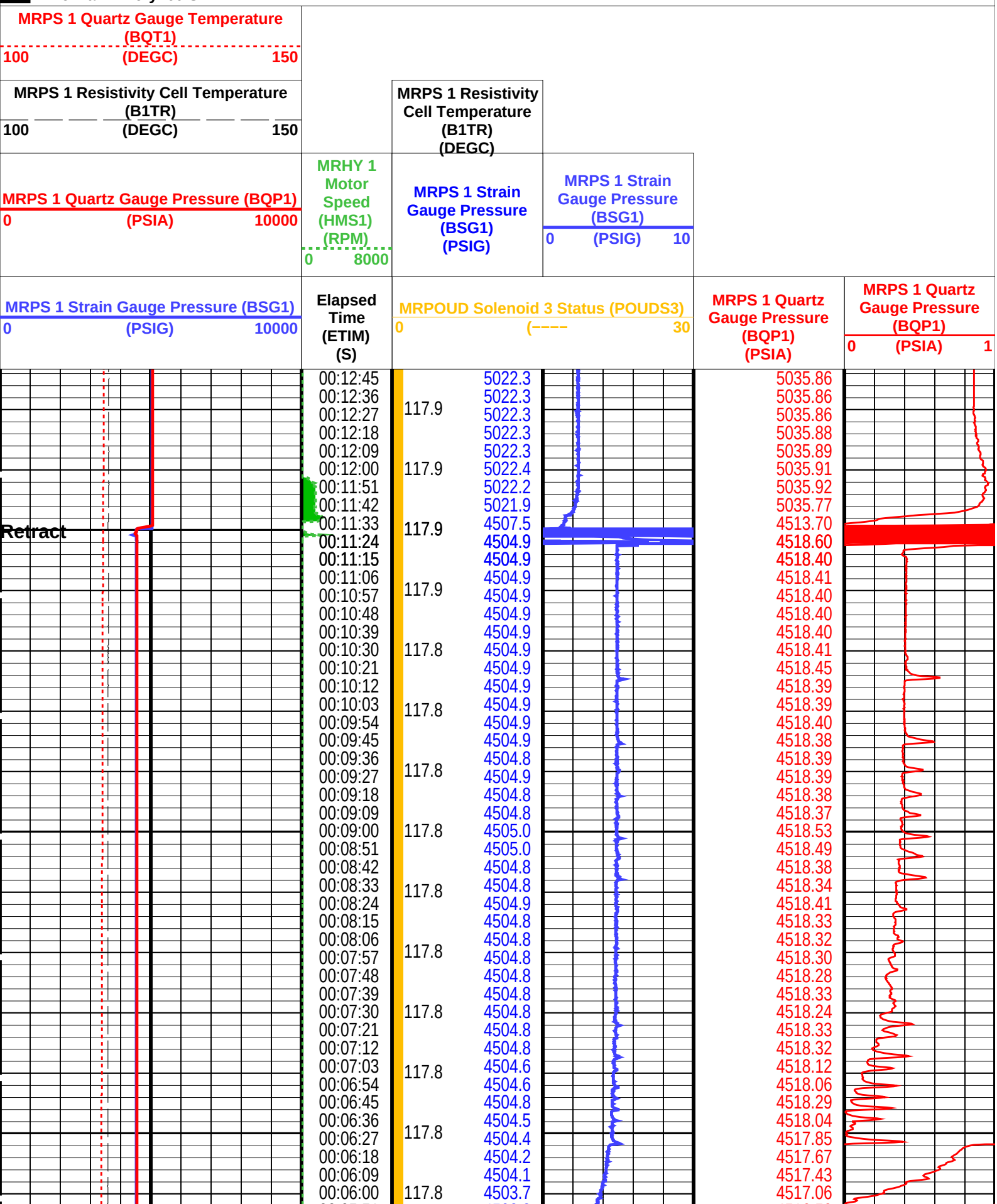

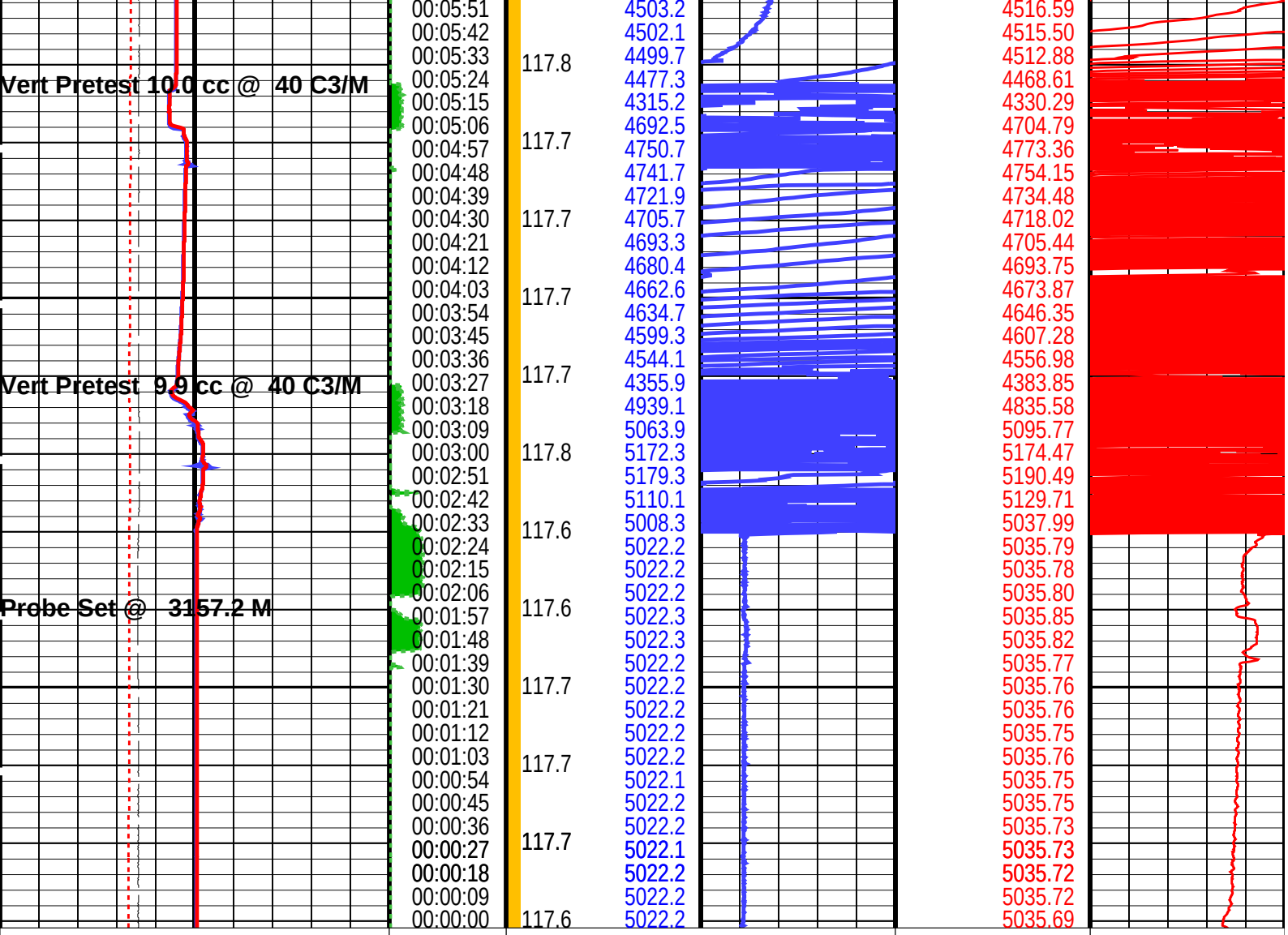

MRPS 1 Strain Gauge Pressure (BSG1)	Elapsed Time (ETIM) (S)	MRPOUD Solenoid 3 Status (POUDS3)	MRPS 1 Quartz Gauge Pressure (BQP1) (PSIA)	MRPS 1 Quartz Gauge Pressure (BQP1)
0 (PSIG) 10000		0 (---- 30		0 (PSIA) 1

MRPS 1 Quartz Gauge Pressure (BQP1)	MRHY 1 Motor Speed (HMS1) (RPM)	MRPS 1 Strain Gauge Pressure (BSG1) (PSIG)	MRPS 1 Strain Gauge Pressure (BSG1)
0 (PSIA) 10000	0 8000		0 (PSIG) 10

MRPS 1 Resistivity Cell Temperature (B1TR)	MRPS 1 Resistivity Cell Temperature (B1TR) (DEGC)
100 (DEGC) 150	

MRPS 1 Quartz Gauge Temperature (BQT1)
100 (DEGC) 150

PIP SUMMARY

Time Mark Every 60 S

Parameters

DLIS Name	Description	Value	
	MRPS_1: Single Probe Module (MRPS) 1		
QGCA	Quartz Gauge Pressure Correction Applied	DYCO	
QGDA	Quartz Gauge Deviation Angle	0	DEG
QGFD	Quartz Gauge Flow Line Density	1	G/C3
	LFA: Live Fluid Analyzer		
PDCO	Probe Depth Correction Offset	0	M
	MRPC: Power Cartridge		

PDCO	Probe Depth Correction Offset	0	M
	System and Miscellaneous		
PP	Playback Processing	NORMAL	

Format: MRPS_1_SGQG_Station Vertical Scale: 1" per 60S Graphics File Created: 28−Nov−2004 03:54

OP System Version: 12C0−301

MCM

MRPS_1	12C0−301	MRHY_1	12C0−301
MRPO_UD	12C0−301	LFA	12C0−301
MRMS_1	12C0−301	MRMS_2	12C0−301
MRPC	12C0−301	SGT−L	12C0−301
TCC−BF	12C0−301		

Input DLIS Files

26−Nov−2004 06:50

Output DLIS Files

DEFAULT MDT_OFA_179PTP FN:263 PRODUCER 28−Nov−2004 03:54

Schlumberger

Pretest @ 3162.0mMD

MAXIS Field Log

File 88 Depth, M: 3161.99 Volumetric Limited draw−down − Large−Diameter probe

Mud Pressure before test, PSIA:	5043.61
Mud Pressure after test, PSIA:	5043.57
Last build−up pressure, PSIA:	4517.46
Draw−down mobility, md/cp:	16.5

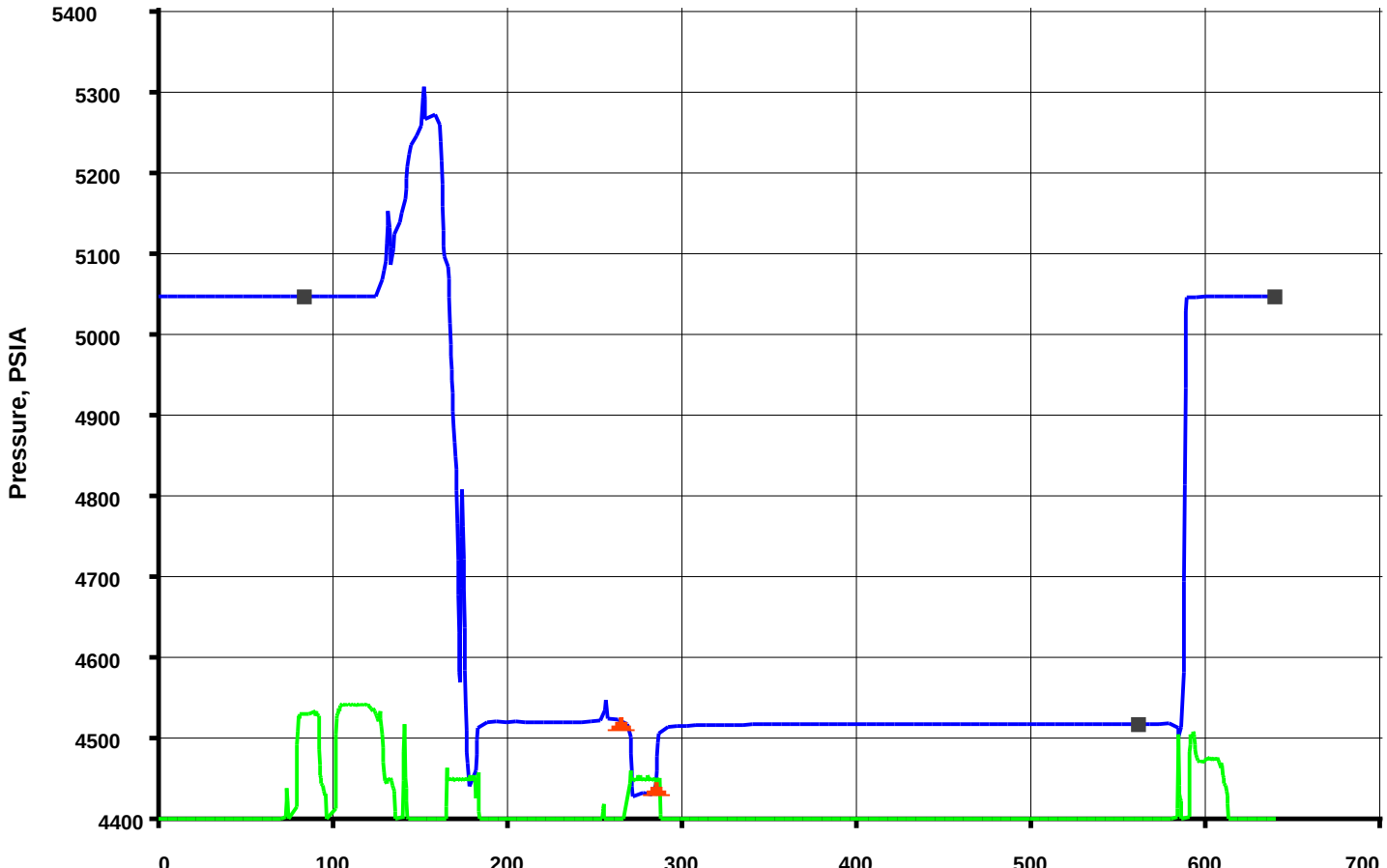

TO: 28

Time, sec

Pretest Volume: 9.9 cc – MRPS_1– BQP1 Resolution: 0.010psi

Input DLIS Files

26–Nov–2004 07:05

Output DLIS Files

DEFAULT	MDT_OFA_180PTP	FN:264	PRODUCER	28–Nov–2004 03:56	3162.0 M	1.7 M

Elapsed Time (s)	Event Summary
585.0	Retract Single Probe Module (MRPS) 1
264.9	Vert Pretest 9.9 cc @ 40 C3/M Single Probe Module (MRPS) 1
160.2	Vert Pretest 10.0 cc @ 40 C3/M Single Probe Module (MRPS) 1
96.6	Probe Set @ 3162.0 M Single Probe Module (MRPS) 1

PIP SUMMARY

Time Mark Every 60 S

MRPS 1 Quartz Gauge Temperature (BQT1)
100 (DEGC) 150

MRPS 1 Resistivity Cell Temperature (B1TR)
100 (DEGC) 150

MRPS 1 Resistivity Cell Temperature (B1TR) (DEGC)

MRPS 1 Quartz Gauge Pressure (BQP1)
0 (PSIA) 10000

MRHY 1 Motor Speed (HMS1) (RPM)
0 8000

MRPS 1 Strain Gauge Pressure (BSG1) (PSIG)

MRPS 1 Strain Gauge Pressure (BSG1)
0 (PSIG) 10

MRPS 1 Strain Gauge Pressure (BSG1)
0 (PSIG) 10000

Elapsed Time (ETIM) (S)

MRPOUD Solenoid 3 Status (POUDS3)
0 (–––– 30

MRPS 1 Quartz Gauge Pressure (BQP1) (PSIA)

MRPS 1 Quartz Gauge Pressure (BQP1)
0 (PSIA) 1

Retract

Elapsed Time (ETIM) (S)	MRPOUD Solenoid 3 Status (POUDS3)	MRPS 1 Strain Gauge Pressure (BSG1) (PSIG)	MRPS 1 Quartz Gauge Pressure (BQP1) (PSIA)
00:10:57	118.2	5030.0	5043.57
00:10:48		5030.0	5043.57
00:10:39		5029.9	5043.57
00:10:30	118.2	5030.0	5043.59
00:10:21		5030.0	5043.62
00:10:12		5029.9	5043.63
00:10:03	118.2	5029.9	5043.63
00:09:54		5029.6	5043.44
00:09:45		4503.3	4516.64
00:09:36		4503.9	4517.57
00:09:27	118.1	4504.0	4517.46
00:09:18		4503.9	4517.46
00:09:09		4503.9	4517.45
00:09:00	118.1	4503.9	4517.45
00:08:51		4503.9	4517.45
00:08:42		4503.9	4517.44
00:08:33	118.1	4503.9	4517.44
00:08:24		4503.9	4517.43
00:08:15		4503.9	4517.42
00:08:06		4503.9	4517.40
00:07:57	118.1	4503.9	4517.39

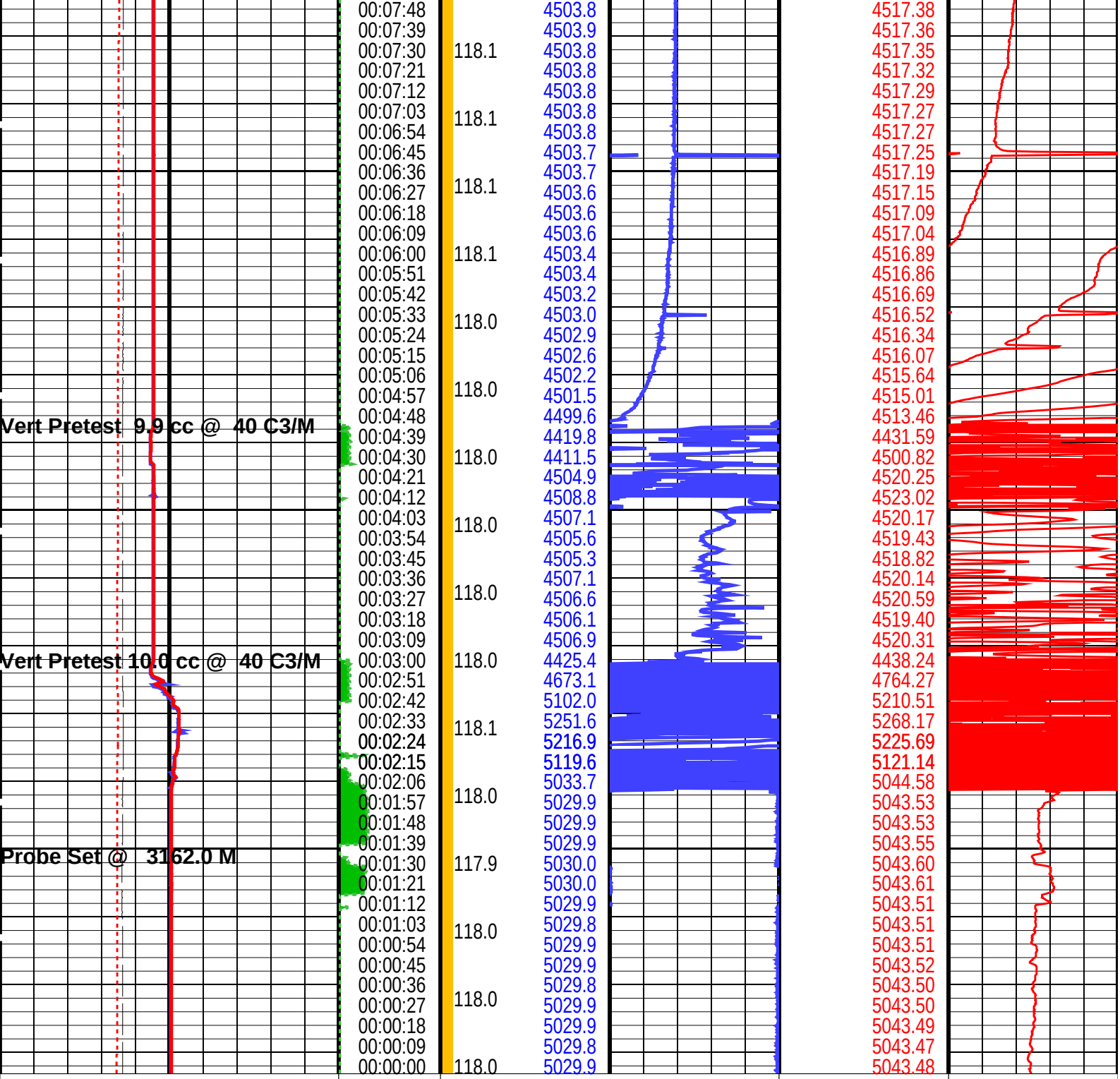

Elapsed Time (ETIM) (S)	MRPS 1 Strain Gauge Pressure (BSG1) (PSIG)	MRPOUD Solenoid 3 Status (POUDS3)	MRPS 1 Quartz Gauge Pressure (BQP1) (PSIA)	MRPS 1 Quartz Gauge Pressure (BQP1) (PSIA)
00:07:48	4503.8	118.1	4517.38	
00:07:39	4503.9		4517.36	
00:07:30	4503.8		4517.35	
00:07:21	4503.8		4517.32	
00:07:12	4503.8		4517.29	
00:07:03	4503.8	118.1	4517.27	
00:06:54	4503.8		4517.27	
00:06:45	4503.7		4517.25	
00:06:36	4503.7		4517.19	
00:06:27	4503.6	118.1	4517.15	
00:06:18	4503.6		4517.09	
00:06:09	4503.6		4517.04	
00:06:00	4503.4	118.1	4516.89	
00:05:51	4503.4		4516.86	
00:05:42	4503.2		4516.69	
00:05:33	4503.0		4516.52	
00:05:24	4502.9	118.0	4516.34	
00:05:15	4502.6		4516.07	
00:05:06	4502.2		4515.64	
00:04:57	4501.5	118.0	4515.01	
00:04:48	4499.6		4513.46	
00:04:39	4419.8		4431.59	
00:04:30	4411.5	118.0	4500.82	
00:04:21	4504.9		4520.25	
00:04:12	4508.8		4523.02	
00:04:03	4507.1	118.0	4520.17	
00:03:54	4505.6		4519.43	
00:03:45	4505.3		4518.82	
00:03:36	4507.1		4520.14	
00:03:27	4506.6	118.0	4520.59	
00:03:18	4506.1		4519.40	
00:03:09	4506.9		4520.31	
00:03:00	4425.4	118.0	4438.24	
00:02:51	4673.1		4764.27	
00:02:42	5102.0		5210.51	
00:02:33	5251.6	118.1	5268.17	
00:02:24	5216.9		5225.69	
00:02:15	5119.6		5121.14	
00:02:06	5033.7		5044.58	
00:01:57	5029.9	118.0	5043.53	
00:01:48	5029.9		5043.53	
00:01:39	5029.9		5043.55	
00:01:30	5030.0	117.9	5043.60	
00:01:21	5030.0		5043.61	
00:01:12	5029.9		5043.51	
00:01:03	5029.8	118.0	5043.51	
00:00:54	5029.9		5043.51	
00:00:45	5029.9		5043.52	
00:00:36	5029.8		5043.50	
00:00:27	5029.9	118.0	5043.50	
00:00:18	5029.9		5043.49	
00:00:09	5029.8		5043.47	
00:00:00	5029.9	118.0	5043.48	

MRPS 1 Strain Gauge Pressure (BSG1): 0 (PSIG) 10000

MRPOUD Solenoid 3 Status (POUDS3): 0 (----- 30

MRPS 1 Quartz Gauge Pressure (BQP1) (PSIA): 0 (PSIA) 1

MRPS 1 Quartz Gauge Pressure (BQP1): 0 (PSIA) 10000

MRHY 1 Motor Speed (HMS1) (RPM): 0 8000

MRPS 1 Strain Gauge Pressure (BSG1) (PSIG): 0 (PSIG) 10

MRPS 1 Resistivity Cell Temperature (B1TR): 100 (DEGC) 150

MRPS 1 Resistivity Cell Temperature (B1TR) (DEGC)

MRPS 1 Quartz Gauge Temperature (BQT1): 100 (DEGC) 150

Time Mark Every 60 S

Parameters

DLIS Name	Description	Value	
	MRPS_1: Single Probe Module (MRPS) 1		
QGCA	Quartz Gauge Pressure Correction Applied	DYCO	
QGDA	Quartz Gauge Deviation Angle	0	DEG
QGFD	Quartz Gauge Flow Line Density	1	G/C3
	LFA: Live Fluid Analyzer		
PDCO	Probe Depth Correction Offset	0	M
	MRPC: Power Cartridge		
PDCO	Probe Depth Correction Offset	0	M
	System and Miscellaneous		
PP	Playback Processing	NORMAL	

Format: MRPS_1_SGQG_Station Vertical Scale: 1" per 60S Graphics File Created: 28−Nov−2004 03:56

OP System Version: 12C0−301

MCM

MRPS_1	12C0−301	MRHY_1	12C0−301
MRPO_UD	12C0−301	LFA	12C0−301
MRMS_1	12C0−301	MRMS_2	12C0−301
MRPC	12C0−301	SGT−L	12C0−301
TCC−BF	12C0−301		

Input DLIS Files

26−Nov−2004 07:05

Output DLIS Files

DEFAULT MDT_OFA_180PTP FN:264 PRODUCER 28−Nov−2004 03:56

Schlumberger

Pretest @ 3201.3 mMD

MAXIS Field Log

File 93 Depth, M: 3201.27 Volumetric Limited draw−down − Large−Diameter probe

Mud Pressure before test, PSIA:	5105.8
Mud Pressure after test, PSIA:	5105.84
Last build−up pressure, PSIA:	2814.32
Draw−down mobility, md/cp:	0.1

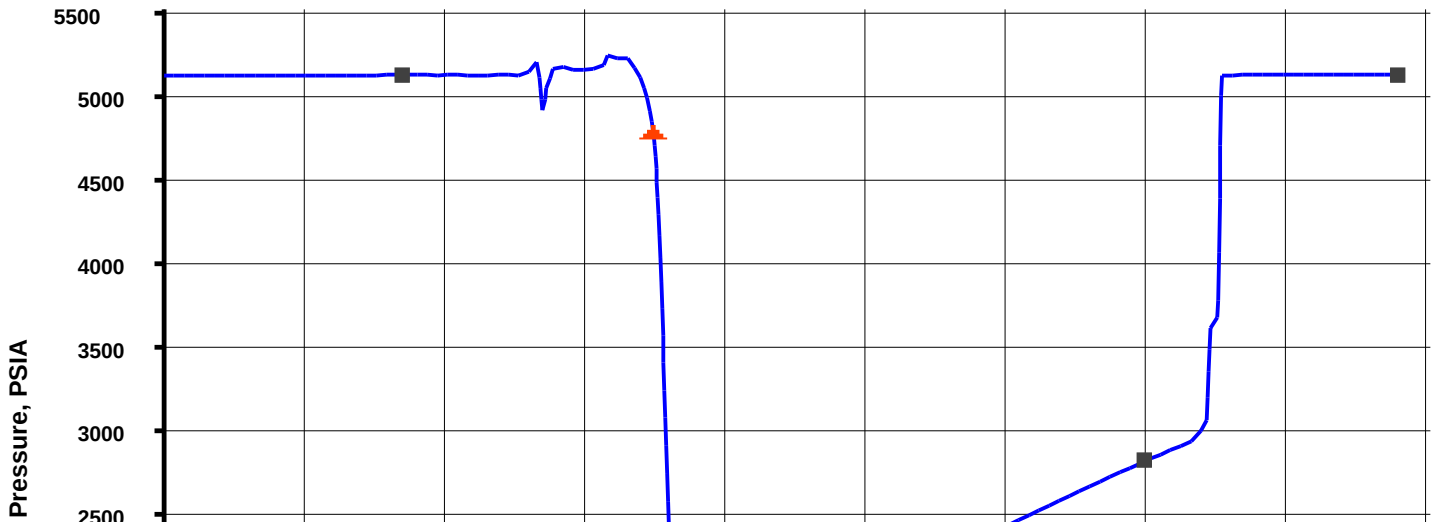

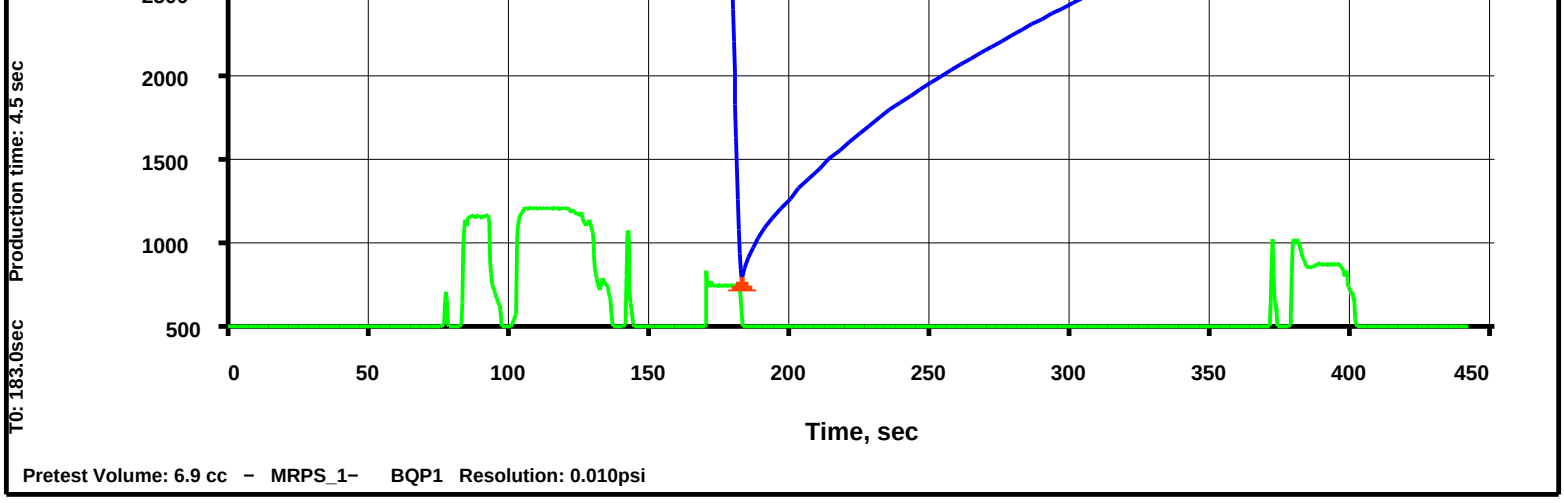

Input DLIS Files

26−Nov−2004 08:03

Output DLIS Files

DEFAULT	MDT_OFA_185PTP	FN:269	PRODUCER	28−Nov−2004 05:18	3201.3 M	1.2 M

Elapsed Time (s)	Event Summary
373.2	Retract Single Probe Module (MRPS) 1
165.0	Vert Pretest 6.9 cc @ 40 C3/M Single Probe Module (MRPS) 1
97.8	Probe Set @ 3201.3 M Single Probe Module (MRPS) 1

PIP SUMMARY

Time Mark Every 60 S

MRPS 1 Quartz Gauge Temperature (BQT1)
100 (DEGC) 150

MRPS 1 Resistivity Cell Temperature (B1TR)
100 (DEGC) 150

MRPS 1 Resistivity Cell Temperature (B1TR) (DEGC)

MRPS 1 Quartz Gauge Pressure (BQP1)
0 (PSIA) 10000

MRHY 1 Motor Speed (HMS1) (RPM)
0 8000

MRPS 1 Strain Gauge Pressure (BSG1) (PSIG)

MRPS 1 Strain Gauge Pressure (BSG1)
0 (PSIG) 10

MRPS 1 Strain Gauge Pressure (BSG1)
0 (PSIG) 10000

Elapsed Time (ETIM) (S)

MRPOUD Solenoid 3 Status (POUDS3)
0 (−−−− 30

MRPS 1 Quartz Gauge Pressure (BQP1) (PSIA)

MRPS 1 Quartz Gauge Pressure (BQP1)
0 (PSIA) 1

Elapsed Time (ETIM) (S)		MRPS 1 Quartz Gauge Pressure (BQP1) (PSIA)
00:07:39		5092.0	5105.83
00:07:30	120.0	5092.0	5105.83
00:07:21		5092.1	5105.84
00:07:12		5092.1	5105.87
00:07:03	119.9	5092.1	5105.90
00:06:54		5092.1	5105.95
00:06:45		5092.1	5106.03
00:06:36		5092.1	5106.10
00:06:27	120.0	5091.6	5106.09
00:06:19		5089.3	5103.08

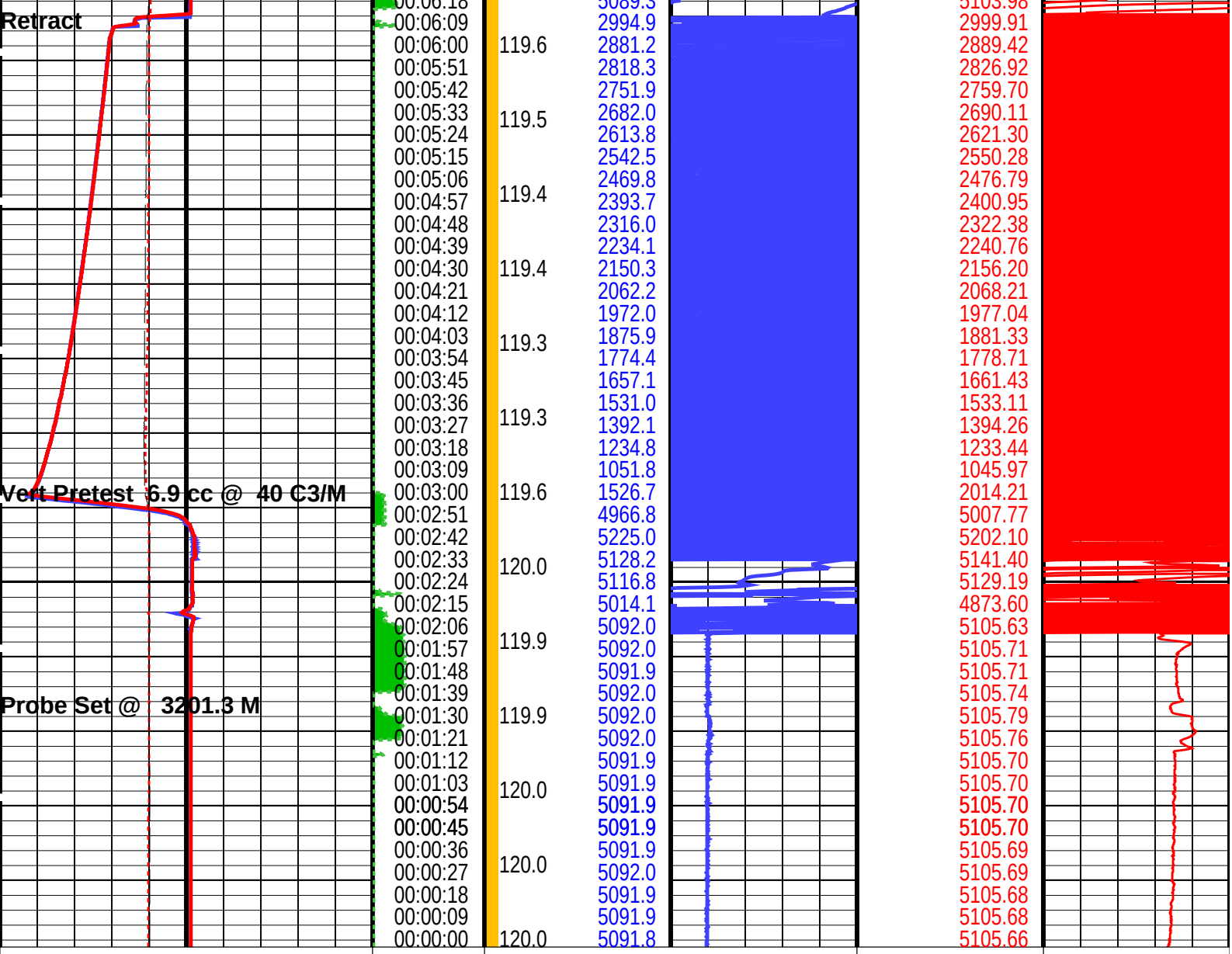

MRPS 1 Strain Gauge Pressure (BSG1)	Elapsed Time (ETIM) (S)	MRPOUD Solenoid 3 Status (POUDS3)	MRPS 1 Quartz Gauge Pressure (BQP1) (PSIA)	MRPS 1 Quartz Gauge Pressure (BQP1)
0 (PSIG) 10000		0 (---- 30		0 (PSIA) 1

MRPS 1 Quartz Gauge Pressure (BQP1)	MRHY 1 Motor Speed (HMS1) (RPM)	MRPS 1 Strain Gauge Pressure (BSG1) (PSIG)	MRPS 1 Strain Gauge Pressure (BSG1)
0 (PSIA) 10000	0 8000		0 (PSIG) 10

MRPS 1 Resistivity Cell Temperature (B1TR)	MRPS 1 Resistivity Cell Temperature (B1TR) (DEGC)
100 (DEGC) 150	

MRPS 1 Quartz Gauge Temperature (BQT1)
100 (DEGC) 150

PIP SUMMARY

Time Mark Every 60 S

Parameters

DLIS Name	Description	Value	
	MRPS_1: Single Probe Module (MRPS) 1		
QGCA	Quartz Gauge Pressure Correction Applied	DYCO	
QGDA	Quartz Gauge Deviation Angle	0	DEG
QGFD	Quartz Gauge Flow Line Density	1	G/C3

	LFA: Live Fluid Analyzer		
PDCO	Probe Depth Correction Offset	0	M
	MRPC: Power Cartridge		
PDCO	Probe Depth Correction Offset	0	M
	System and Miscellaneous		
PP	Playback Processing	NORMAL	

Format: MRPS_1_SGQG_Station Vertical Scale: 1" per 60S Graphics File Created: 28−Nov−2004 05:18

OP System Version: 12C0−301

MCM

MRPS_1	12C0−301	MRHY_1	12C0−301
MRPO_UD	12C0−301	LFA	12C0−301
MRMS_1	12C0−301	MRMS_2	12C0−301
MRPC	12C0−301	SGT−L	12C0−301
TCC−BF	12C0−301		

Input DLIS Files

26−Nov−2004 08:03

Output DLIS Files

DEFAULT MDT_OFA_185PTP FN:269 PRODUCER 28−Nov−2004 05:18

Schlumberger

Pretest @ 3201.5mMD

MAXIS Field Log

File 91 Depth, M: 3201.52

Dry Test − Large−Diameter probe

Mud Pressure before test, PSIA:	5105.88
Mud Pressure after test, PSIA:	5105.9
Last build−up pressure, PSIA:	4583.43

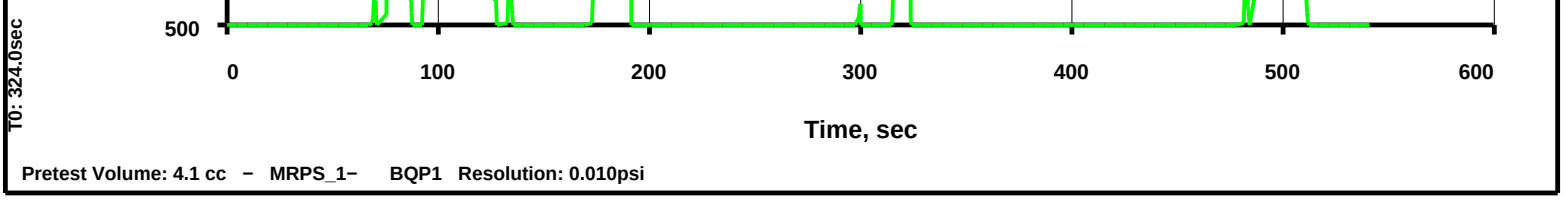

Input DLIS Files

26–Nov–2004 07:39

Output DLIS Files

DEFAULT	MDT_OFA_181PTP	FN:265	PRODUCER	28–Nov–2004 03:58	3201.5 M	1.4 M

Elapsed Time (s)	Event Summary
484.2	Retract Single Probe Module (MRPS) 1
310.2	Vert Pretest 4.1 cc @ 40 C3/M Single Probe Module (MRPS) 1
168.3	Vert Pretest 10.0 cc @ 40 C3/M Single Probe Module (MRPS) 1
88.5	Probe Set @ 3201.5 M Single Probe Module (MRPS) 1

PIP SUMMARY

Time Mark Every 60 S

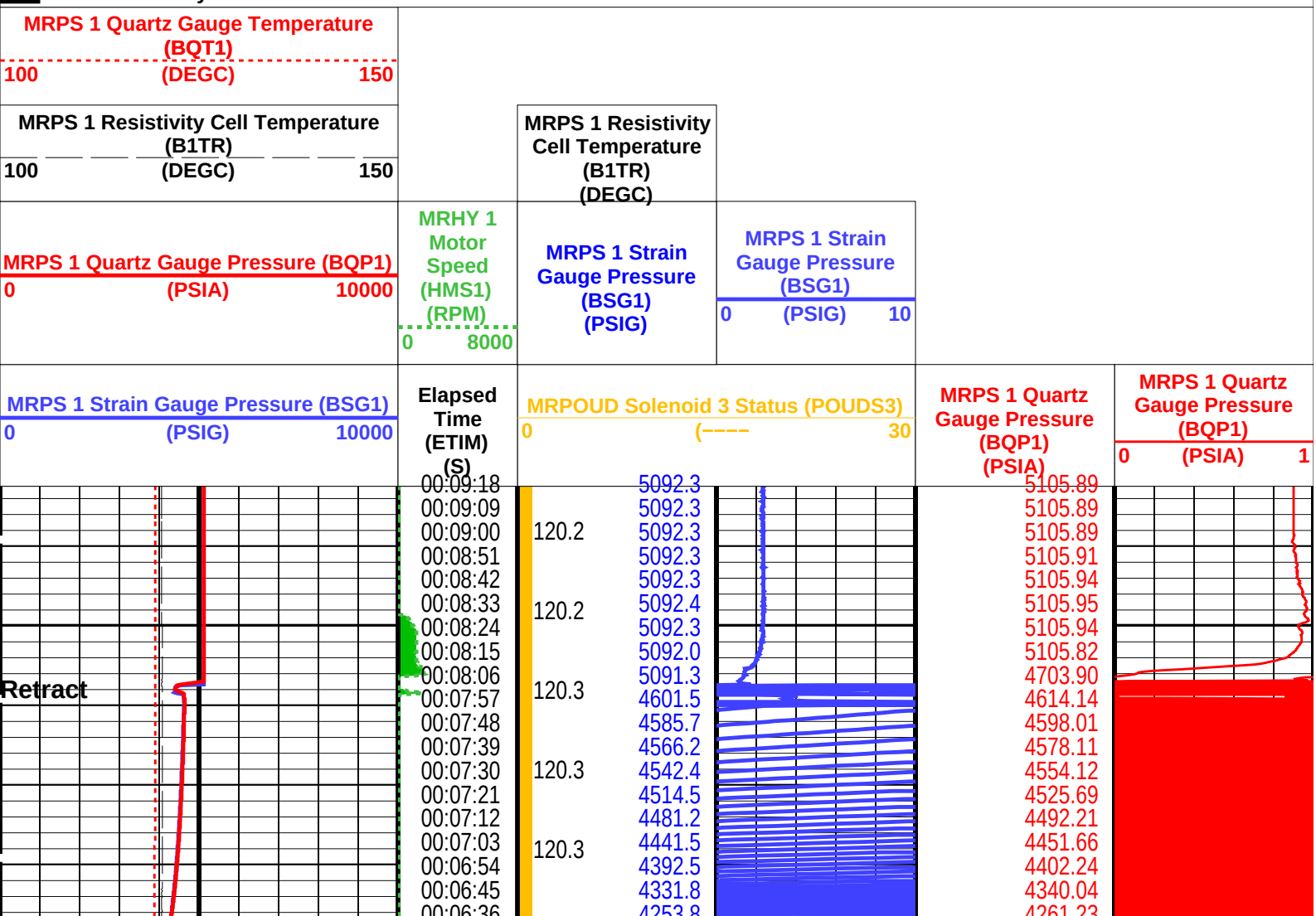

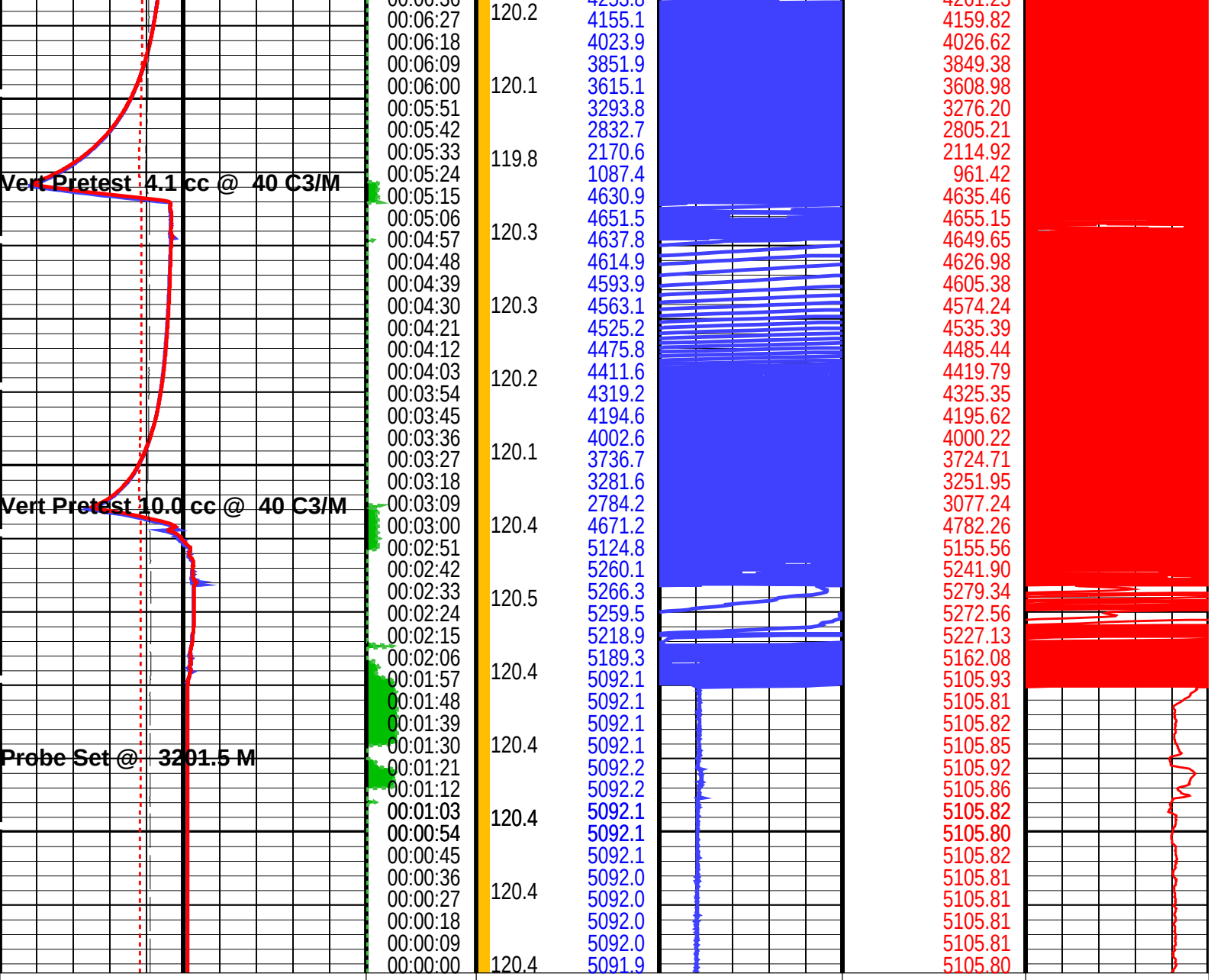

Elapsed Time (ETIM) (S)	MRPOUD Solenoid 3 Status (POUDS3)	MRPS 1 Strain Gauge Pressure (BSG1) (PSIG)	MRPS 1 Quartz Gauge Pressure (BQP1) (PSIA)	MRPS 1 Quartz Gauge Pressure (BQP1) (PSIA)	MRHY 1 Motor Speed (HMS1) (RPM)
00:06:27	120.2	4155.1	4159.82		
00:06:18		4023.9	4026.62		
00:06:09		3851.9	3849.38		
00:06:00	120.1	3615.1	3608.98		
00:05:51		3293.8	3276.20		
00:05:42		2832.7	2805.21		
00:05:33	119.8	2170.6	2114.92		
00:05:24		1087.4	961.42		
00:05:15		4630.9	4635.46		
00:05:06		4651.5	4655.15		
00:04:57	120.3	4637.8	4649.65		
00:04:48		4614.9	4626.98		
00:04:39		4593.9	4605.38		
00:04:30	120.3	4563.1	4574.24		
00:04:21		4525.2	4535.39		
00:04:12		4475.8	4485.44		
00:04:03	120.2	4411.6	4419.79		
00:03:54		4319.2	4325.35		
00:03:45		4194.6	4195.62		
00:03:36		4002.6	4000.22		
00:03:27	120.1	3736.7	3724.71		
00:03:18		3281.6	3251.95		
00:03:09		2784.2	3077.24		
00:03:00	120.4	4671.2	4782.26		
00:02:51		5124.8	5155.56		
00:02:42		5260.1	5241.90		
00:02:33	120.5	5266.3	5279.34		
00:02:24		5259.5	5272.56		
00:02:15		5218.9	5227.13		
00:02:06		5189.3	5162.08		
00:01:57	120.4	5092.1	5105.93		
00:01:48		5092.1	5105.81		
00:01:39		5092.1	5105.82		
00:01:30	120.4	5092.1	5105.85		
00:01:21		5092.2	5105.92		
00:01:12		5092.2	5105.86		
00:01:03	120.4	5092.1	5105.82		
00:00:54		5092.1	5105.80		
00:00:45		5092.1	5105.82		
00:00:36		5092.0	5105.81		
00:00:27	120.4	5092.0	5105.81		
00:00:18		5092.0	5105.81		
00:00:09		5092.0	5105.81		
00:00:00	120.4	5091.9	5105.80		

MRPS 1 Strain Gauge Pressure (BSG1)	MRPS 1 Quartz Gauge Pressure (BQP1)	MRPS 1 Quartz Gauge Pressure (BQP1)	MRPS 1 Strain Gauge Pressure (BSG1)	MRPS 1 Resistivity Cell Temperature (B1TR)	MRPS 1 Resistivity Cell Temperature (B1TR)	MRPS 1 Quartz Gauge Temperature (BQT1)
0 (PSIG) 10000	0 (PSIA) 10000	0 (PSIA) 1	0 (PSIG) 10	100 (DEGC) 150	(DEGC)	100 (DEGC) 150

PIP SUMMARY

Time Mark Every 60 S

Parameters

DLIS Name	Description	Value
	MRPS_1: Single Probe Module (MRPS) 1	
OGCA	Quartz Gauge Pressure Correction Applied	DYCO

QSCA		Quartz Gauge Pressure Correction Applied	DTCO	
QGDA		Quartz Gauge Deviation Angle	0	DEG
QGFD		Quartz Gauge Flow Line Density	1	G/C3
	LFA: Live Fluid Analyzer			
PDCO		Probe Depth Correction Offset	0	M
	MRPC: Power Cartridge			
PDCO		Probe Depth Correction Offset	0	M
	System and Miscellaneous			
PP		Playback Processing	NORMAL	

Format: MRPS_1_SGQG_Station Vertical Scale: 1" per 60S Graphics File Created: 28−Nov−2004 03:59

OP System Version: 12C0−301

MCM

MRPS_1	12C0−301	MRHY_1	12C0−301
MRPO_UD	12C0−301	LFA	12C0−301
MRMS_1	12C0−301	MRMS_2	12C0−301
MRPC	12C0−301	SGT−L	12C0−301
TCC−BF	12C0−301		

Input DLIS Files

26−Nov−2004 07:39

Output DLIS Files

DEFAULT MDT_OFA_181PTP FN:265 PRODUCER 28−Nov−2004 03:58

Schlumberger

Pretest @ 3201.7 mMD

MAXIS Field Log

File 184 Depth, M: 3201.70 Volumetric Limited draw−down − Large−Diameter probe

Mud Pressure before test, PSIA:	5106.32
Mud Pressure after test, PSIA:	5106.36
Last build−up pressure, PSIA:	4710.64
Draw−down mobility, md/cp:	0.2

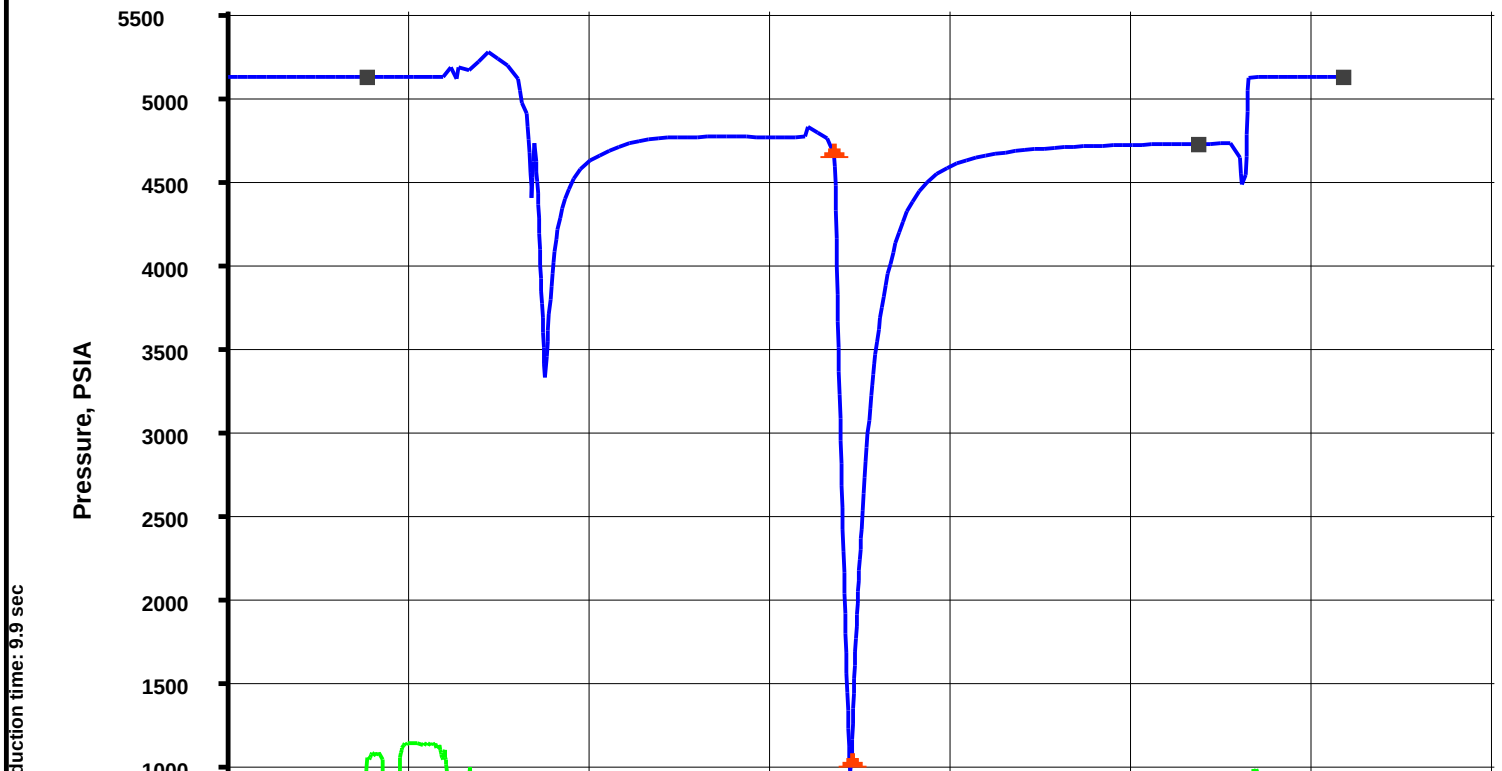

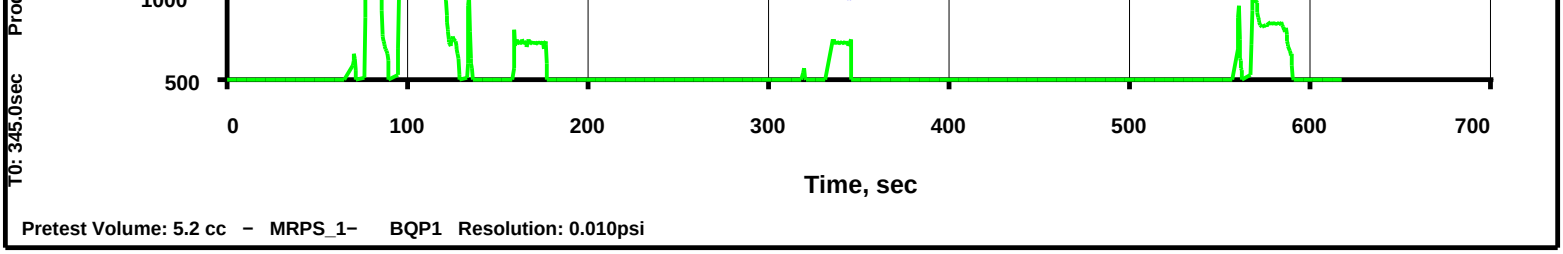

Input DLIS Files

26–Nov–2004 07:51

Output DLIS Files

DEFAULT	MDT_OFA_184PTP	FN:268	PRODUCER	28–Nov–2004 05:16	3201.7 M	1.6 M

Elapsed Time (s)	Event Summary
561.3	Retract Single Probe Module (MRPS) 1
329.7	Vert Pretest 5.2 cc @ 40 C3/M Single Probe Module (MRPS) 1
153.9	Vert Pretest 9.9 cc @ 40 C3/M Single Probe Module (MRPS) 1
90.3	Probe Set @ 3201.7 M Single Probe Module (MRPS) 1

PIP SUMMARY

Time Mark Every 60 S

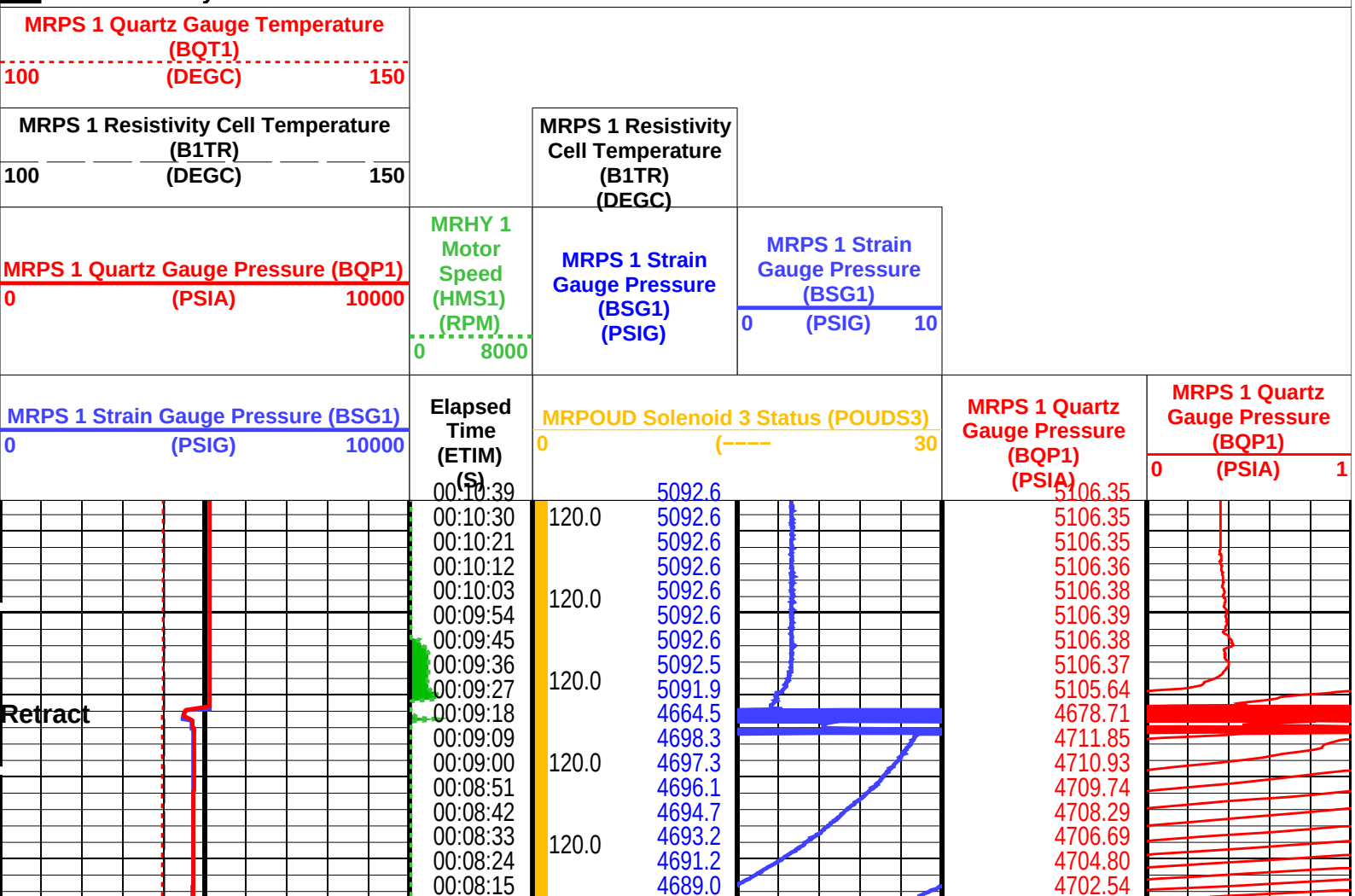

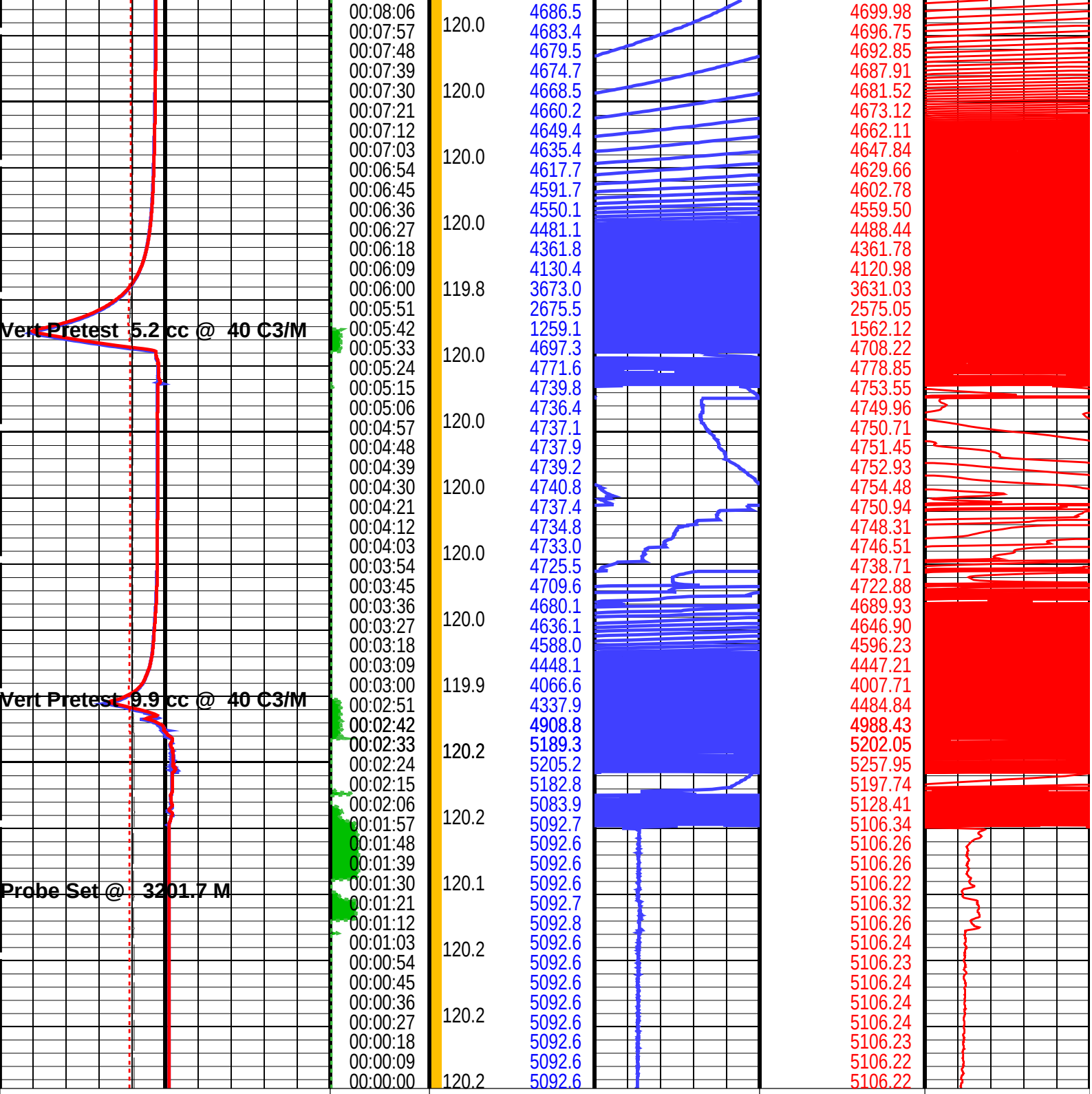

Elapsed Time (ETIM) (S)	MRPOUD Solenoid 3 Status (POUDS3)	MRPS 1 Quartz Gauge Pressure (BQP1) (PSIA)	MRPS 1 Quartz Gauge Pressure (BQP1)
00:08:06	120.0	4686.5	4699.98
00:07:57		4683.4	4696.75
00:07:48		4679.5	4692.85
00:07:39		4674.7	4687.91
00:07:30	120.0	4668.5	4681.52
00:07:21		4660.2	4673.12
00:07:12		4649.4	4662.11
00:07:03	120.0	4635.4	4647.84
00:06:54		4617.7	4629.66
00:06:45		4591.7	4602.78
00:06:36	120.0	4550.1	4559.50
00:06:27		4481.1	4488.44
00:06:18		4361.8	4361.78
00:06:09		4130.4	4120.98
00:06:00	119.8	3673.0	3631.03
00:05:51		2675.5	2575.05
00:05:42		1259.1	1562.12
00:05:33	120.0	4697.3	4708.22
00:05:24		4771.6	4778.85
00:05:15		4739.8	4753.55
00:05:06	120.0	4736.4	4749.96
00:04:57		4737.1	4750.71
00:04:48		4737.9	4751.45
00:04:39		4739.2	4752.93
00:04:30	120.0	4740.8	4754.48
00:04:21		4737.4	4750.94
00:04:12		4734.8	4748.31
00:04:03	120.0	4733.0	4746.51
00:03:54		4725.5	4738.71
00:03:45		4709.6	4722.88
00:03:36	120.0	4680.1	4689.93
00:03:27		4636.1	4646.90
00:03:18		4588.0	4596.23
00:03:09		4448.1	4447.21
00:03:00	119.9	4066.6	4007.71
00:02:51		4337.9	4484.84
00:02:42		4908.8	4988.43
00:02:33	120.2	5189.3	5202.05
00:02:24		5205.2	5257.95
00:02:15		5182.8	5197.74
00:02:06		5083.9	5128.41
00:01:57	120.2	5092.7	5106.34
00:01:48		5092.6	5106.26
00:01:39		5092.6	5106.26
00:01:30	120.1	5092.6	5106.22
00:01:21		5092.7	5106.32
00:01:12		5092.8	5106.26
00:01:03	120.2	5092.6	5106.24
00:00:54		5092.6	5106.23
00:00:45		5092.6	5106.24
00:00:36		5092.6	5106.24
00:00:27	120.2	5092.6	5106.24
00:00:18		5092.6	5106.23
00:00:09		5092.6	5106.22
00:00:00	120.2	5092.6	5106.22

MRPS 1 Strain Gauge Pressure (BSG1)
0 (PSIG) 10000

MRPS 1 Quartz Gauge Pressure (BQP1)
0 (PSIA) 10000

MRPS 1 Quartz Gauge Pressure (BQP1)
0 (PSIA) 1

MRHY 1 Motor Speed (HMS1) (RPM)
0 8000

MRPS 1 Strain Gauge Pressure (BSG1) (PSIG)

MRPS 1 Strain Gauge Pressure (BSG1)
0 (PSIG) 10

MRPS 1 Resistivity Cell Temperature (B1TR)
100 (DEGC) 150

MRPS 1 Resistivity Cell Temperature (B1TR) (DEGC)

MRPS 1 Quartz Gauge Temperature (BQT1)

100 (DEGC) 150

PIP SUMMARY

Time Mark Every 60 S

Parameters

DLIS Name	Description	Value	
	MRPS_1: Single Probe Module (MRPS) 1		
QGCA	Quartz Gauge Pressure Correction Applied	DYCO	
QGDA	Quartz Gauge Deviation Angle	0	DEG
QGFD	Quartz Gauge Flow Line Density	1	G/C3
	LFA: Live Fluid Analyzer		
PDCO	Probe Depth Correction Offset	0	M
	MRPC: Power Cartridge		
PDCO	Probe Depth Correction Offset	0	M
	System and Miscellaneous		
PP	Playback Processing	NORMAL	

Format: MRPS_1_SGQG_Station Vertical Scale: 1" per 60S Graphics File Created: 28−Nov−2004 05:16

OP System Version: 12C0−301

MCM

MRPS_1	12C0−301	MRHY_1	12C0−301
MRPO_UD	12C0−301	LFA	12C0−301
MRMS_1	12C0−301	MRMS_2	12C0−301
MRPC	12C0−301	SGT−L	12C0−301
TCC−BF	12C0−301		

Input DLIS Files

26−Nov−2004 07:51

Output DLIS Files

DEFAULT MDT_OFA_184PTP FN:268 PRODUCER 28−Nov−2004 05:16

Schlumberger

Pretest @ 3235.0 mMD

MAXIS Field Log

File 94 Depth, M: 3235.01 Dry Test − Large−Diameter probe

Mud Pressure before test, PSIA:	5159.56
Mud Pressure after test, PSIA:	5159.71
Last build−up pressure, PSIA:	4683.94

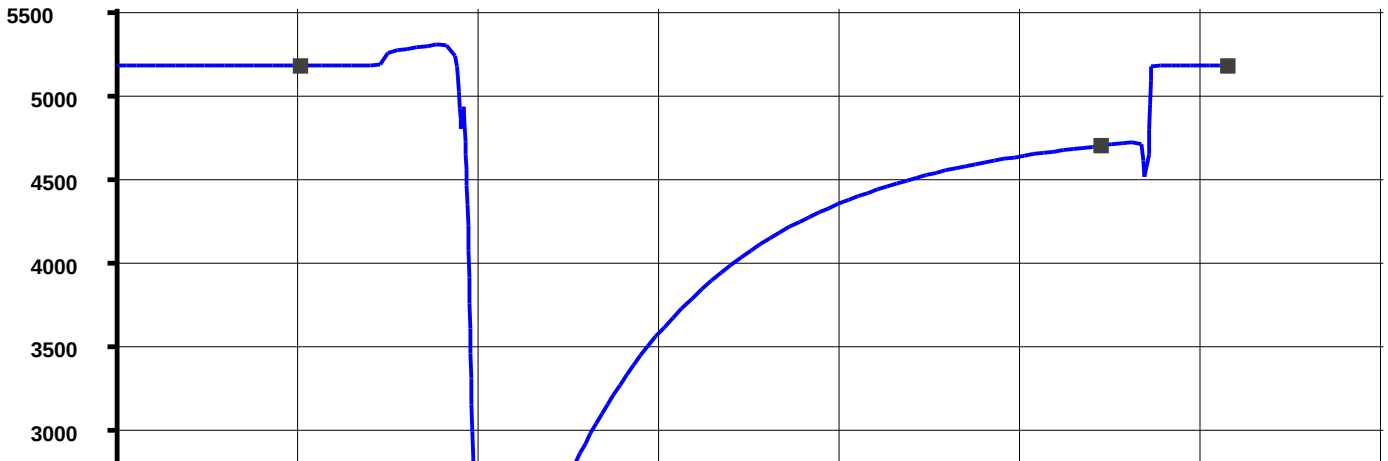

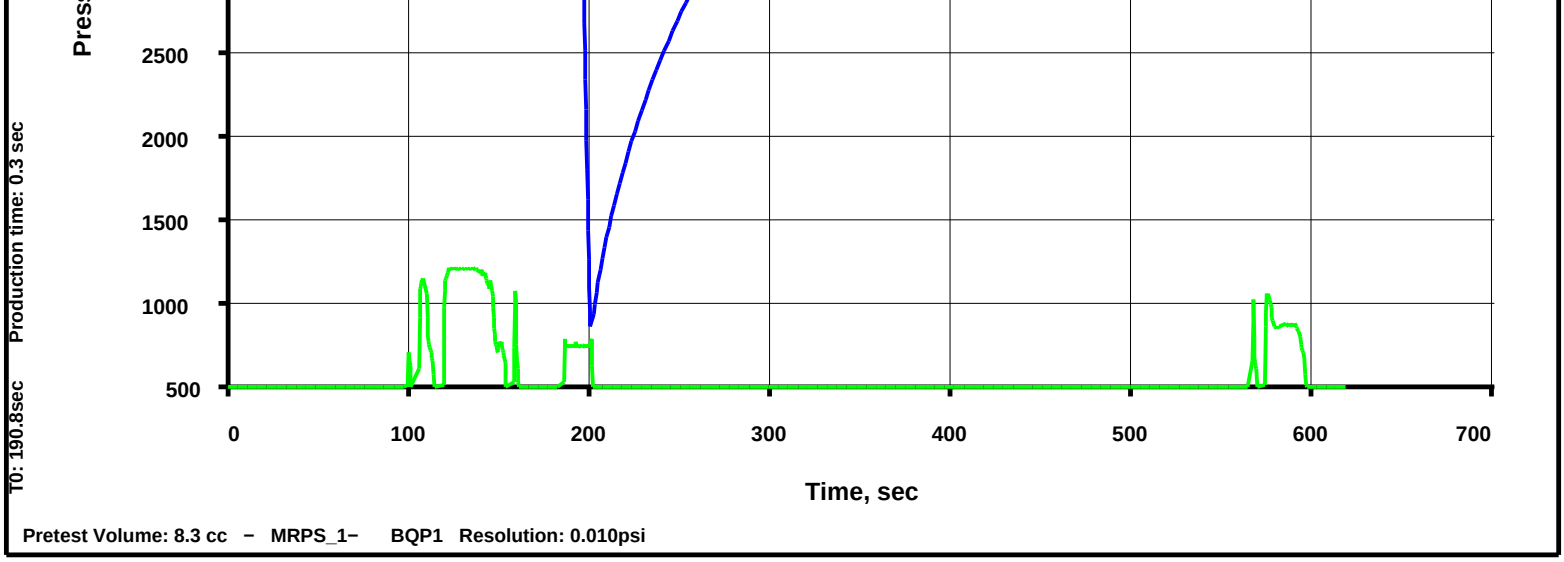

Input DLIS Files

26–Nov–2004 08:14

Output DLIS Files

DEFAULT	MDT_OFA_186PTP	FN:270	PRODUCER	28–Nov–2004 05:20	3235.0 M	1.6 M

Elapsed Time (s)	Event Summary
568.8	Retract Single Probe Module (MRPS) 1
181.2	Vert Pretest 8.3 cc @ 40 C3/M Single Probe Module (MRPS) 1
114.9	Probe Set @ 3235.0 M Single Probe Module (MRPS) 1

PIP SUMMARY

Time Mark Every 60 S

MRPS 1 Quartz Gauge Temperature (BQT1)
100 (DEGC) 150

MRPS 1 Resistivity Cell Temperature (B1TR)
100 (DEGC) 150

MRPS 1 Resistivity Cell Temperature (B1TR) (DEGC)

MRPS 1 Quartz Gauge Pressure (BQP1)
0 (PSIA) 10000

MRHY 1 Motor Speed (HMS1) (RPM)
0 8000

MRPS 1 Strain Gauge Pressure (BSG1) (PSIG)

MRPS 1 Strain Gauge Pressure (BSG1)
0 (PSIG) 10

MRPS 1 Strain Gauge Pressure (BSG1)
0 (PSIG) 10000

Elapsed Time (ETIM) (S)	MRPOUD Solenoid 3 Status (POUDS3) 0 (–––– 30	MRPS 1 Quartz Gauge Pressure (BQP1) (PSIA)	MRPS 1 Quartz Gauge Pressure (BQP1) 0 (PSIA) 1
00:10:30	120.1	5145.7	5159.70
00:10:21		5145.7	5159.70
00:10:12		5145.7	5159.71
00:10:03	120.1	5145.7	5159.74
00:09:54		5145.7	5159.76
00:09:45		5145.6	5159.68
00:09:36		5144.8	5159.12

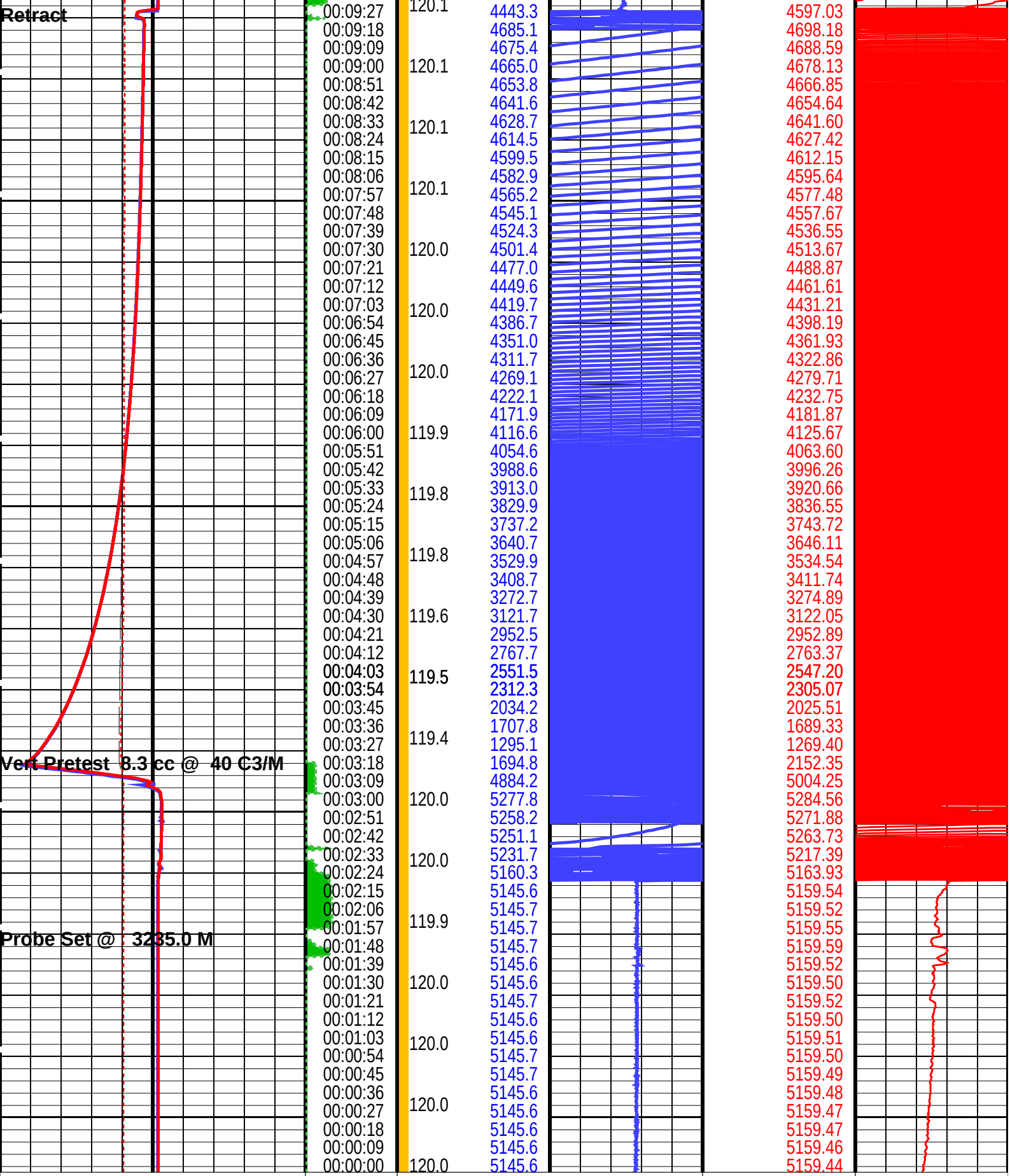

MRPS 1 Strain Gauge Pressure (BSG1) 0 (PSIG) 10000	Elapsed Time (ETIM) (S)	MRPOUD Solenoid 3 Status (POUDS3) 0 (---- 30	MRPS 1 Quartz Gauge Pressure (BQP1) (PSIA)	MRPS 1 Quartz Gauge Pressure (BQP1) 0 (PSIA) 1
MRPS 1 Quartz Gauge Pressure (BQP1) 0 (PSIA) 10000	MRHY 1 Motor Speed (HMS1)	MRPS 1 Strain Gauge Pressure (BSG1)		

Elapsed Time (ETIM) (S)	MRPS 1 Strain Gauge Pressure (BSG1)	MRPS 1 Quartz Gauge Pressure (BQP1) (PSIA)
00:09:27	4443.3	4597.03
00:09:18	4685.1	4698.18
00:09:09	4675.4	4688.59
00:09:00	4665.0	4678.13
00:08:51	4653.8	4666.85
00:08:42	4641.6	4654.64
00:08:33	4628.7	4641.60
00:08:24	4614.5	4627.42
00:08:15	4599.5	4612.15
00:08:06	4582.9	4595.64
00:07:57	4565.2	4577.48
00:07:48	4545.1	4557.67
00:07:39	4524.3	4536.55
00:07:30	4501.4	4513.67
00:07:21	4477.0	4488.87
00:07:12	4449.6	4461.61
00:07:03	4419.7	4431.21
00:06:54	4386.7	4398.19
00:06:45	4351.0	4361.93
00:06:36	4311.7	4322.86
00:06:27	4269.1	4279.71
00:06:18	4222.1	4232.75
00:06:09	4171.9	4181.87
00:06:00	4116.6	4125.67
00:05:51	4054.6	4063.60
00:05:42	3988.6	3996.26
00:05:33	3913.0	3920.66
00:05:24	3829.9	3836.55
00:05:15	3737.2	3743.72
00:05:06	3640.7	3646.11
00:04:57	3529.9	3534.54
00:04:48	3408.7	3411.74
00:04:39	3272.7	3274.89
00:04:30	3121.7	3122.05
00:04:21	2952.5	2952.89
00:04:12	2767.7	2763.37
00:04:03	2551.5	2547.20
00:03:54	2312.3	2305.07
00:03:45	2034.2	2025.51
00:03:36	1707.8	1689.33
00:03:27	1295.1	1269.40
00:03:18	1694.8	2152.35
00:03:09	4884.2	5004.25
00:03:00	5277.8	5284.56
00:02:51	5258.2	5271.88
00:02:42	5251.1	5263.73
00:02:33	5231.7	5217.39
00:02:24	5160.3	5163.93
00:02:15	5145.6	5159.54
00:02:06	5145.7	5159.52
00:01:57	5145.7	5159.55
00:01:48	5145.7	5159.59
00:01:39	5145.6	5159.52
00:01:30	5145.6	5159.50
00:01:21	5145.7	5159.52
00:01:12	5145.6	5159.50
00:01:03	5145.6	5159.51
00:00:54	5145.7	5159.50
00:00:45	5145.7	5159.49
00:00:36	5145.6	5159.48
00:00:27	5145.6	5159.47
00:00:18	5145.6	5159.47
00:00:09	5145.6	5159.46
00:00:00	5145.6	5159.44

MRPOUD Solenoid 3 Status (POUDS3): 120.1, 120.1, 120.1, 120.0, 120.0, 120.0, 119.9, 119.8, 119.8, 119.6, 119.5, 119.4, 120.0, 120.0, 119.9, 120.0, 120.0, 120.0

(RPM)
0 8000

(PSIG)
0 (PSIG) 10

MRPS 1 Resistivity Cell Temperature (B1TR)
100 (DEGC) 150

MRPS 1 Resistivity Cell Temperature (B1TR) (DEGC)

MRPS 1 Quartz Gauge Temperature (BQT1)
100 (DEGC) 150

PIP SUMMARY

Time Mark Every 60 S

Parameters

DLIS Name	Description	Value	
	MRPS_1: Single Probe Module (MRPS) 1		
QGCA	Quartz Gauge Pressure Correction Applied	DYCO	
QGDA	Quartz Gauge Deviation Angle	0	DEG
QGFD	Quartz Gauge Flow Line Density	1	G/C3
	LFA: Live Fluid Analyzer		
PDCO	Probe Depth Correction Offset	0	M
	MRPC: Power Cartridge		
PDCO	Probe Depth Correction Offset	0	M
	System and Miscellaneous		
PP	Playback Processing	NORMAL	

Format: MRPS_1_SGQG_Station Vertical Scale: 1" per 60S Graphics File Created: 28−Nov−2004 05:20

OP System Version: 12C0−301

MCM

MRPS_1	12C0−301	MRHY_1	12C0−301
MRPO_UD	12C0−301	LFA	12C0−301
MRMS_1	12C0−301	MRMS_2	12C0−301
MRPC	12C0−301	SGT−L	12C0−301
TCC−BF	12C0−301		

Input DLIS Files

26−Nov−2004 08:14

Output DLIS Files

DEFAULT MDT_OFA_186PTP FN:270 PRODUCER 28−Nov−2004 05:20

Schlumberger

Pretest @ 3264.0 mMD

MAXIS Field Log

File 97 Depth, M: 3263.99 Volumetric Limited draw−down − Large−Diameter probe

Mud Pressure before test, PSIA:	5206.05
Mud Pressure after test, PSIA:	5205.98
Last build−up pressure, PSIA:	4762.23
Draw−down mobility, md/cp:	16.6

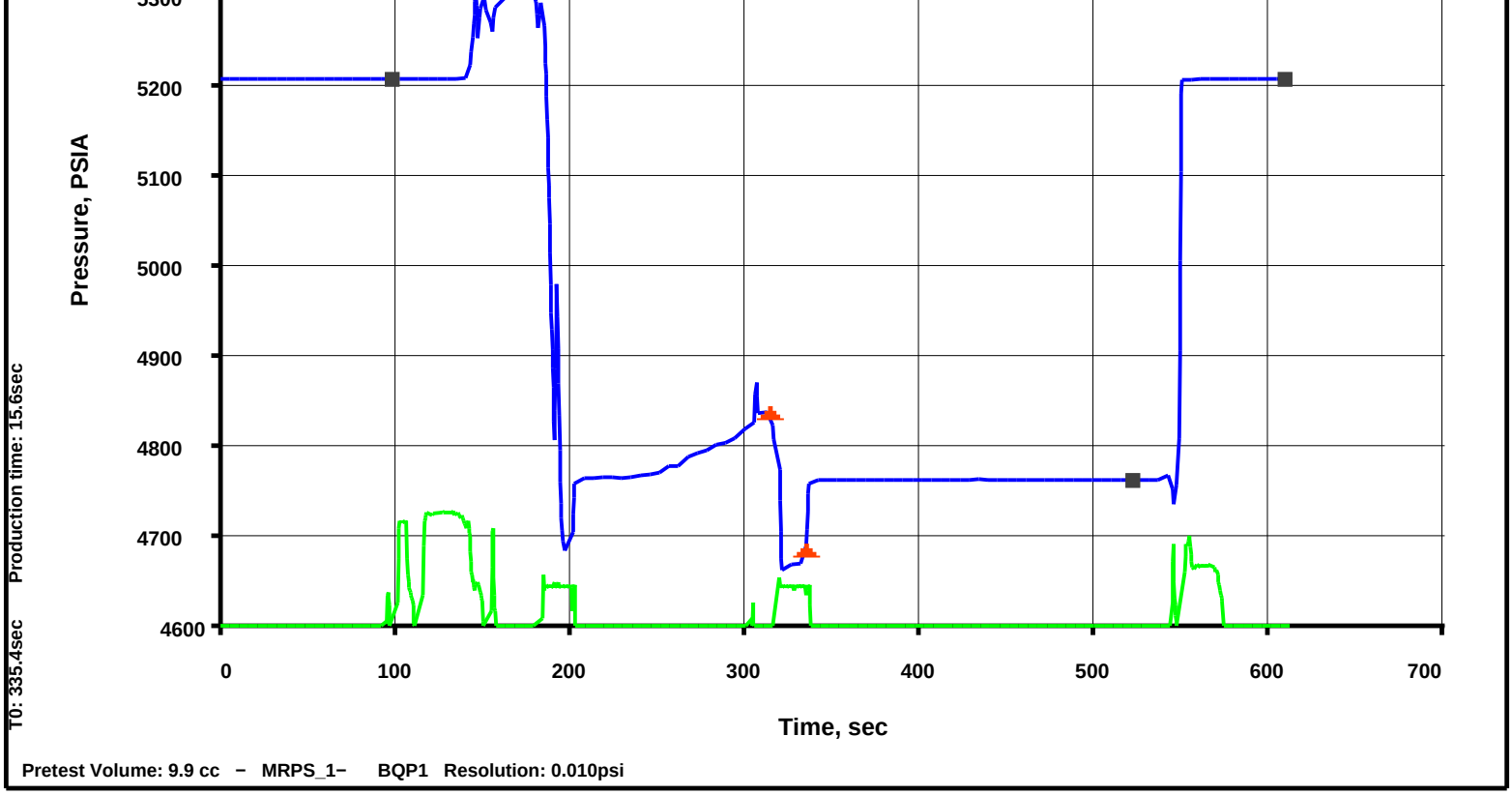

Input DLIS Files

26–Nov–2004 08:45

Output DLIS Files

DEFAULT	MDT_OFA_187PTP	FN:271	PRODUCER	28–Nov–2004 05:22	3264.0 M	1.6 M

Elapsed Time (s)	Event Summary
546.9	Retract Single Probe Module (MRPS) 1
314.7	Vert Pretest 9.9 cc @ 40 C3/M Single Probe Module (MRPS) 1
179.4	Vert Pretest 9.9 cc @ 40 C3/M Single Probe Module (MRPS) 1
111.6	Probe Set @ 3264.0 M Single Probe Module (MRPS) 1

PIP SUMMARY

Time Mark Every 60 S

MRPS 1 Quartz Gauge Temperature (BQT1)
100 (DEGC) 150

MRPS 1 Resistivity Cell Temperature (B1TR)
100 (DEGC) 150

MRPS 1 Resistivity Cell Temperature (B1TR) (DEGC)

MRPS 1 Quartz Gauge Pressure (BQP1)
0 (PSIA) 10000

MRHY 1 Motor Speed (HMS1) (RPM)
0 8000

MRPS 1 Strain Gauge Pressure (BSG1) (PSIG)

MRPS 1 Strain Gauge Pressure (BSG1)
0 (PSIG) 10

Elapsed

MRPS 1 Quartz

MRPS 1 Quartz


MRPS 1 Strain Gauge Pressure (BSG1)
0
(PSIG)
10000
Elapsed Time (ETIM) (S)
MRPOUD Solenoid 3 Status (POUDS3)
0
(----
30
MRPS 1 Quartz Gauge Pressure (BQP1) (PSIA)
Gauge Pressure (BQP1)
0
(PSIA)
1
Retract
Vert Pretest 9.9 cc @ 40 C3/M
Vert Pretest 9.9 cc @ 40 C3/M
Probe Set @ 3264.0 M

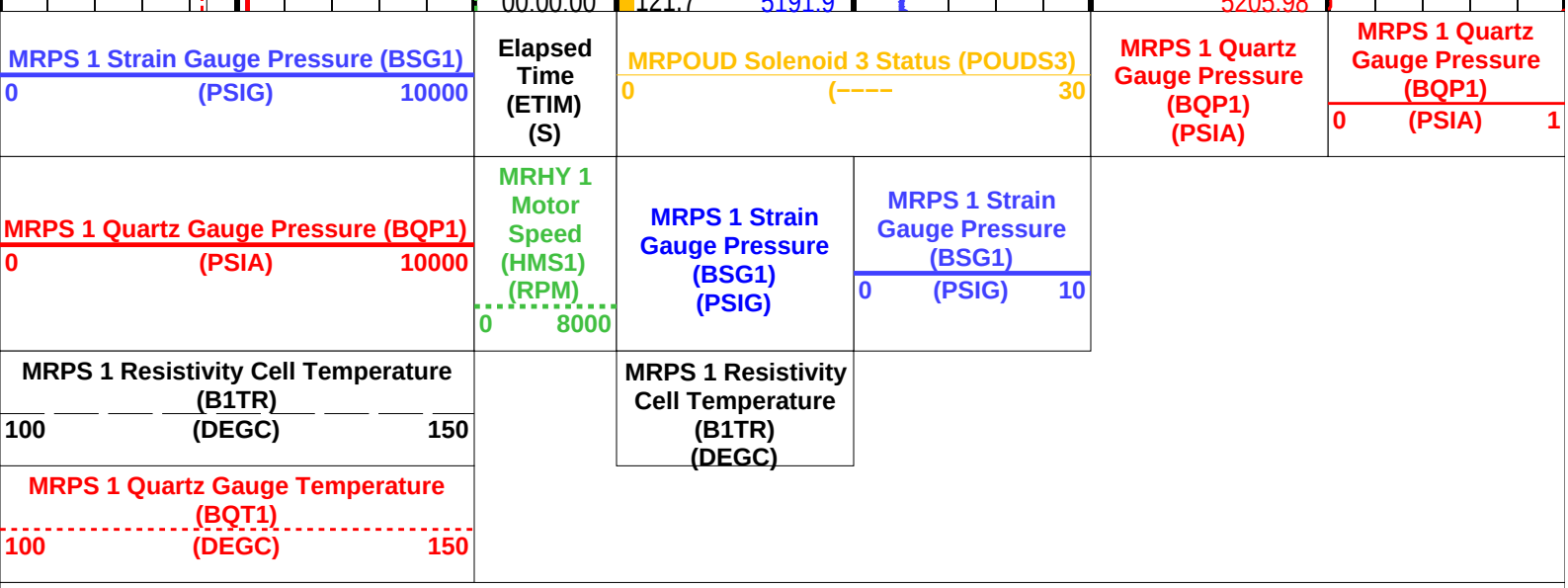

PIP SUMMARY

Time Mark Every 60 S

Parameters

DLIS Name	Description	Value	
	MRPS_1: Single Probe Module (MRPS) 1		
QGCA	Quartz Gauge Pressure Correction Applied	DYCO	
QGDA	Quartz Gauge Deviation Angle	0	DEG
QGFD	Quartz Gauge Flow Line Density	1	G/C3
	LFA: Live Fluid Analyzer		
PDCO	Probe Depth Correction Offset	0	M
	MRPC: Power Cartridge		
PDCO	Probe Depth Correction Offset	0	M
	System and Miscellaneous		
PP	Playback Processing	NORMAL	

Format: MRPS_1_SGQG_Station Vertical Scale: 1" per 60S Graphics File Created: 28-Nov-2004 05:22

OP System Version: 12C0-301

MCM

MRPS_1	12C0-301	MRHY_1	12C0-301
MRPO_UD	12C0-301	LFA	12C0-301
MRMS_1	12C0-301	MRMS_2	12C0-301
MRPC	12C0-301	SGT-L	12C0-301
TCC-BF	12C0-301		

Input DLIS Files

26-Nov-2004 08:45

Output DLIS Files

DEFAULT MDT_OFA_187PTP FN:271 PRODUCER 28-Nov-2004 05:22

Schlumberger

Pretest @ 3278.2 mMD

MAXIS Field Log

File 98 Depth, M: 3278.18 Volumetric Limited draw-down - Large-Diameter probe

Mud Pressure before test, PSIA: 5228.82

Mud Pressure after test, PSIA: 5228.84
Last build-up pressure, PSIA: 4784.74
Draw-down mobility, md/cp: 7.4

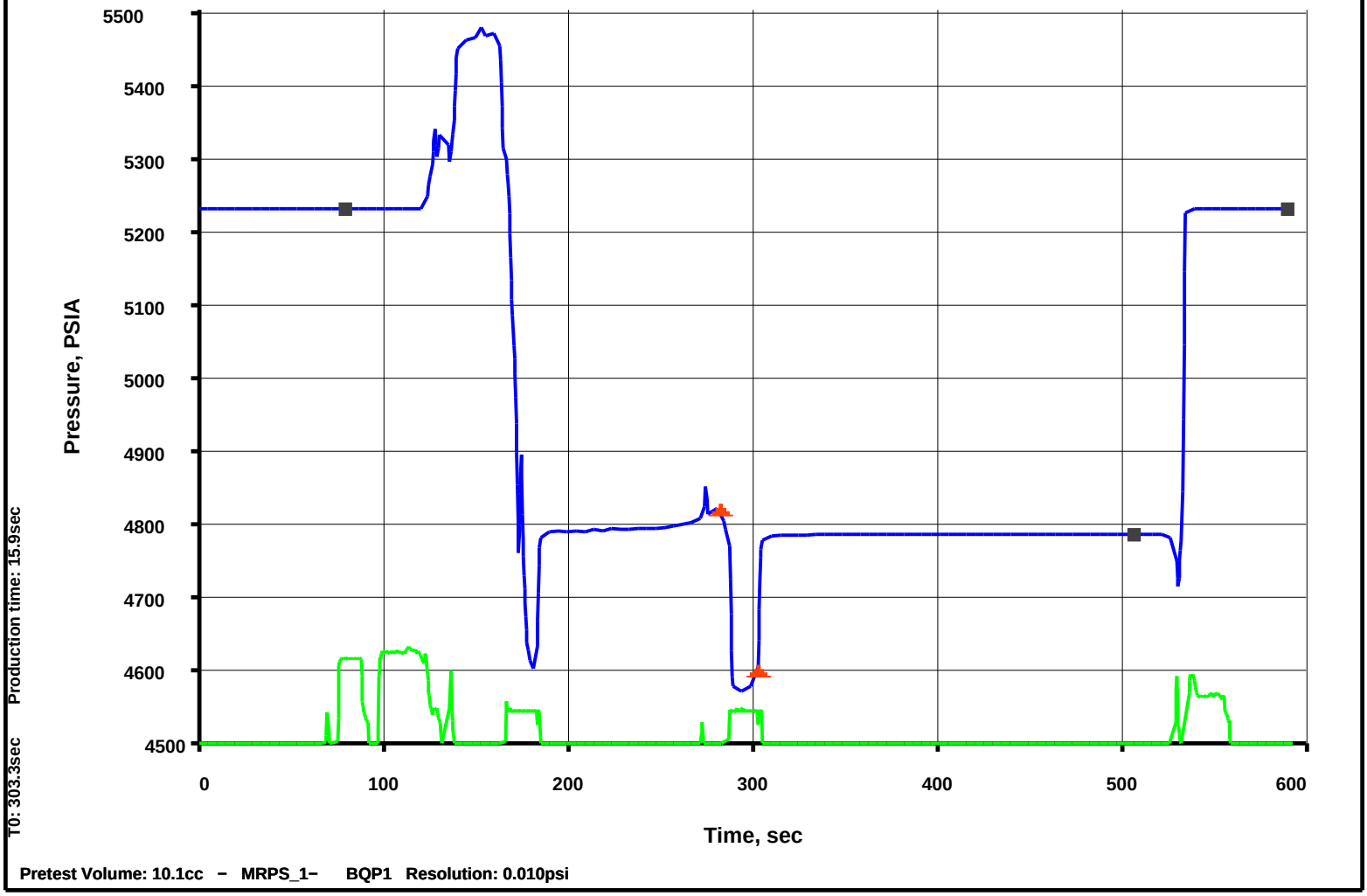

Pretest Volume: 10.1cc – MRPS_1– BQP1 Resolution: 0.010psi

Input DLIS Files

26-Nov-2004 08:59

Output DLIS Files

DEFAULT	MDT_OFA_188PTP	FN:272	PRODUCER	28-Nov-2004 05:24	3278.2 M	1.6 M

Elapsed Time (s)	Event Summary
531.9	Retract Single Probe Module (MRPS) 1
282.6	Vert Pretest 10.1 cc @ 40 C3/M Single Probe Module (MRPS) 1
161.4	Vert Pretest 9.9 cc @ 40 C3/M Single Probe Module (MRPS) 1
92.7	Probe Set @ 3278.2 M Single Probe Module (MRPS) 1

PIP SUMMARY

Time Mark Every 60 S

MRPS 1 Quartz Gauge Temperature (BQT1)
100 (DEGC) 150

MRPS 1 Resistivity Cell Temperature (B1TR)

MRPS 1 Resistivity Cell Temperature

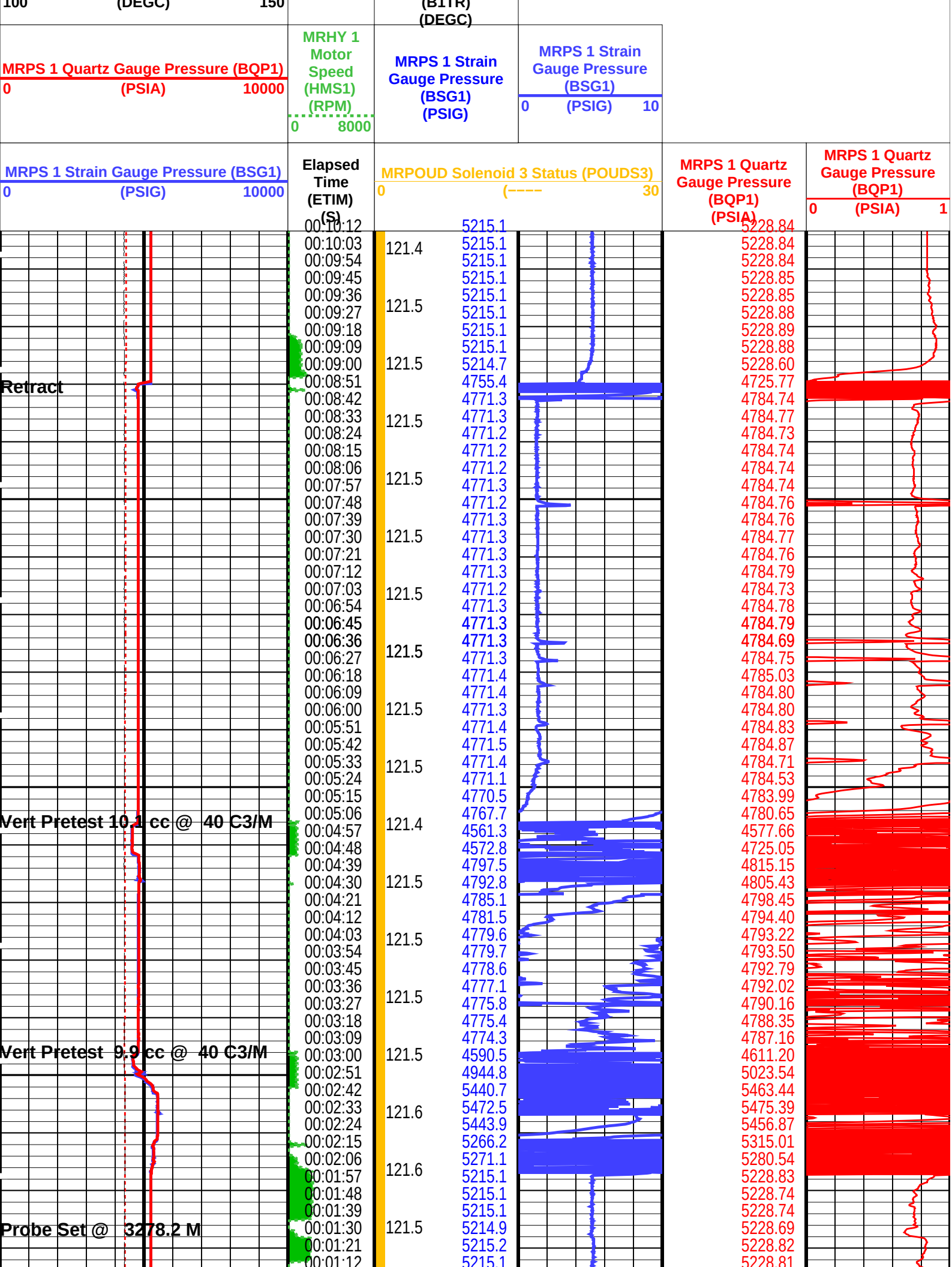
100 (DEGC) 150
(B1TR) (DEGC)
MRPS 1 Quartz Gauge Pressure (BQP1)
0 (PSIA) 10000
MRHY 1 Motor Speed (HMS1) (RPM)
0 8000
MRPS 1 Strain Gauge Pressure (BSG1) (PSIG)
MRPS 1 Strain Gauge Pressure (BSG1)
0 (PSIG) 10
MRPS 1 Strain Gauge Pressure (BSG1)
0 (PSIG) 10000
Elapsed Time (ETIM) (S)
MRPOUD Solenoid 3 Status (POUDS3)
0 (---- 30
MRPS 1 Quartz Gauge Pressure (BQP1) (PSIA)
MRPS 1 Quartz Gauge Pressure (BQP1)
0 (PSIA) 1
Retract
Vert Pretest 10.1 cc @ 40 C3/M
Vert Pretest 9.9 cc @ 40 C3/M
Probe Set @ 3278.2 M
00:10:12 5215.1 5228.84
00:10:03 121.4 5215.1 5228.84
00:09:54 5215.1 5228.84
00:09:45 5215.1 5228.85
00:09:36 5215.1 5228.85
00:09:27 121.5 5215.1 5228.88
00:09:18 5215.1 5228.89
00:09:09 5215.1 5228.88
00:09:00 121.5 5214.7 5228.60
00:08:51 4755.4 4725.77
00:08:42 4771.3 4784.74
00:08:33 121.5 4771.3 4784.77
00:08:24 4771.2 4784.73
00:08:15 4771.2 4784.74
00:08:06 121.5 4771.2 4784.74
00:07:57 4771.3 4784.74
00:07:48 4771.2 4784.76
00:07:39 4771.3 4784.76
00:07:30 121.5 4771.3 4784.77
00:07:21 4771.3 4784.76
00:07:12 4771.3 4784.79
00:07:03 121.5 4771.2 4784.73
00:06:54 4771.3 4784.78
00:06:45 4771.3 4784.79
00:06:36 4771.3 4784.69
00:06:27 121.5 4771.3 4784.75
00:06:18 4771.4 4785.03
00:06:09 4771.4 4784.80
00:06:00 121.5 4771.3 4784.80
00:05:51 4771.4 4784.83
00:05:42 4771.5 4784.87
00:05:33 121.5 4771.4 4784.71
00:05:24 4771.1 4784.53
00:05:15 4770.5 4783.99
00:05:06 4767.7 4780.65
00:04:57 121.4 4561.3 4577.66
00:04:48 4572.8 4725.05
00:04:39 4797.5 4815.15
00:04:30 121.5 4792.8 4805.43
00:04:21 4785.1 4798.45
00:04:12 4781.5 4794.40
00:04:03 121.5 4779.6 4793.22
00:03:54 4779.7 4793.50
00:03:45 4778.6 4792.79
00:03:36 4777.1 4792.02
00:03:27 121.5 4775.8 4790.16
00:03:18 4775.4 4788.35
00:03:09 4774.3 4787.16
00:03:00 121.5 4590.5 4611.20
00:02:51 4944.8 5023.54
00:02:42 5440.7 5463.44
00:02:33 121.6 5472.5 5475.39
00:02:24 5443.9 5456.87
00:02:15 5266.2 5315.01
00:02:06 5271.1 5280.54
00:01:57 121.6 5215.1 5228.83
00:01:48 5215.1 5228.74
00:01:39 5215.1 5228.74
00:01:30 121.5 5214.9 5228.69
00:01:21 5215.2 5228.82
00:01:12 5215.1 5228.81

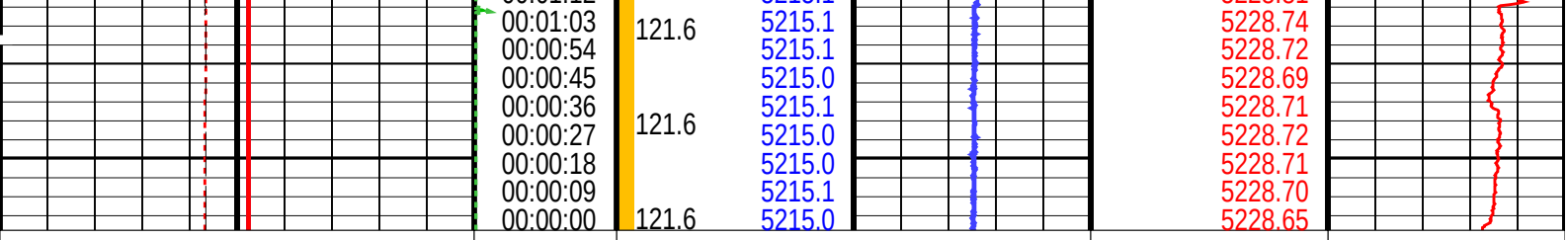

MRPS 1 Strain Gauge Pressure (BSG1)
0 (PSIG) 10000

Elapsed Time (ETIM) (S)

MRPOUD Solenoid 3 Status (POUDS3)
0 (---- 30

MRPS 1 Quartz Gauge Pressure (BQP1) (PSIA)

MRPS 1 Quartz Gauge Pressure (BQP1)
0 (PSIA) 1

MRPS 1 Quartz Gauge Pressure (BQP1)
0 (PSIA) 10000

MRHY 1 Motor Speed (HMS1) (RPM)
0 8000

MRPS 1 Strain Gauge Pressure (BSG1) (PSIG)

MRPS 1 Strain Gauge Pressure (BSG1)
0 (PSIG) 10

MRPS 1 Resistivity Cell Temperature (B1TR)
100 (DEGC) 150

MRPS 1 Resistivity Cell Temperature (B1TR) (DEGC)

MRPS 1 Quartz Gauge Temperature (BQT1)
100 (DEGC) 150

PIP SUMMARY

Time Mark Every 60 S

Parameters

DLIS Name	Description	Value	
	MRPS_1: Single Probe Module (MRPS) 1		
QGCA	Quartz Gauge Pressure Correction Applied	DYCO	
QGDA	Quartz Gauge Deviation Angle	0	DEG
QGFD	Quartz Gauge Flow Line Density	1	G/C3
	LFA: Live Fluid Analyzer		
PDCO	Probe Depth Correction Offset	0	M
	MRPC: Power Cartridge		
PDCO	Probe Depth Correction Offset	0	M
	System and Miscellaneous		
PP	Playback Processing	NORMAL	

Format: MRPS_1_SGQG_Station Vertical Scale: 1" per 60S Graphics File Created: 28-Nov-2004 05:24

OP System Version: 12C0-301

MCM

MRPS_1	12C0-301	MRHY_1	12C0-301
MRPO_UD	12C0-301	LFA	12C0-301
MRMS_1	12C0-301	MRMS_2	12C0-301
MRPC	12C0-301	SGT-L	12C0-301
TCC-BF	12C0-301		

Input DLIS Files

26-Nov-2004 08:59

Output DLIS Files

DEFAULT MDT_OFA_188PTP FN:272 PRODUCER 28-Nov-2004 05:24

Schlumberger

Pretest @ 3303.6 mMD

File 99 Depth, M: 3303.55 Volumetric Limited draw−down − Large−Diameter probe

Mud Pressure before test, PSIA:	5269.47
Mud Pressure after test, PSIA:	5269.66
Last build−up pressure, PSIA:	4820.94
Draw−down mobility, md/cp:	4.5

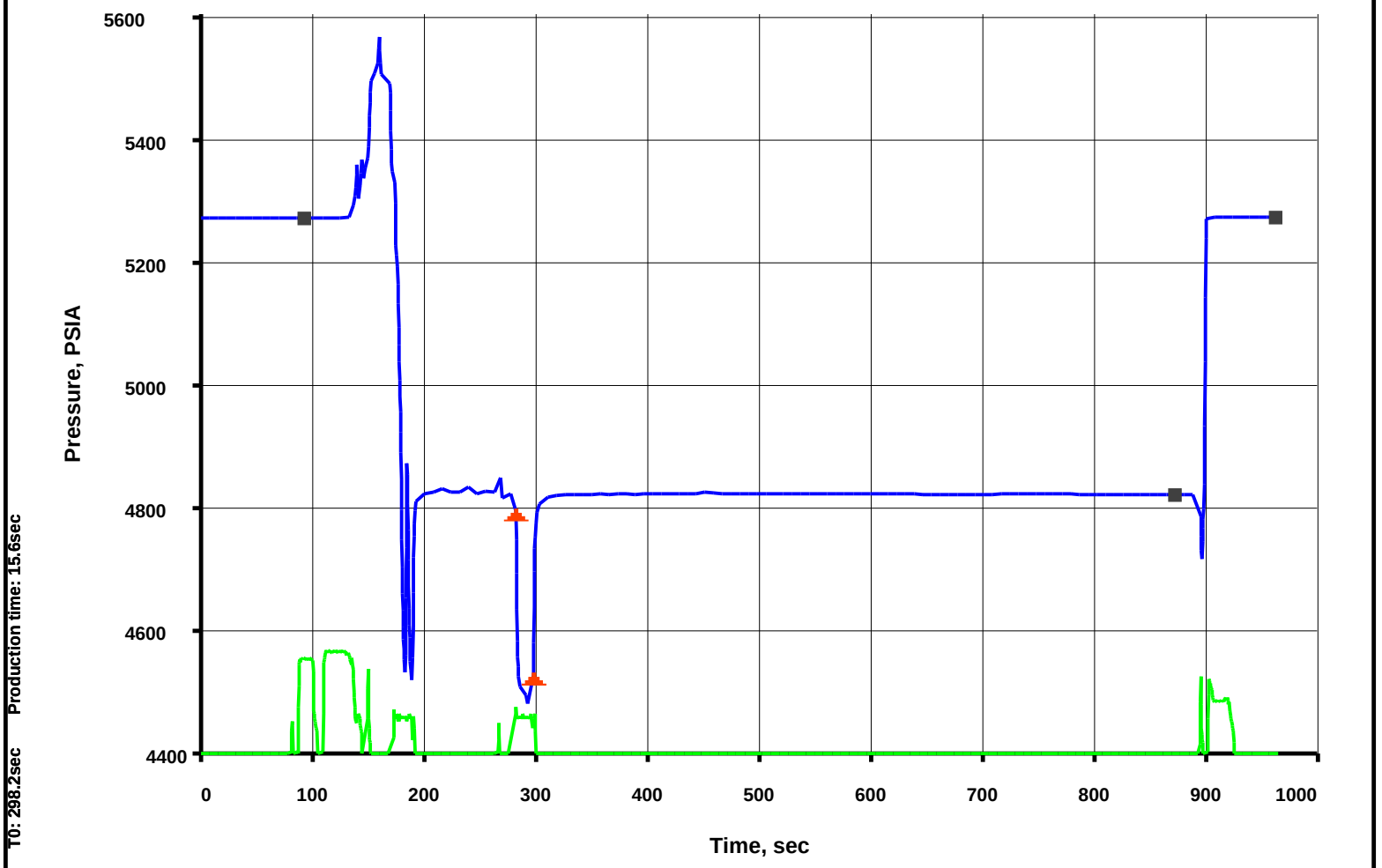

Pretest Volume: 10.0cc − MRPS_1− BQP1 Resolution: 0.010psi

Input DLIS Files

26−Nov−2004 09:14

Output DLIS Files

DEFAULT MDT_OFA_189PTP FN:273 PRODUCER 28−Nov−2004 05:25 3303.6 M 2.5 M

Elapsed Time (s)	Event Summary
897.6	Retract Single Probe Module (MRPS) 1
276.6	Vert Pretest 10.0 cc @ 40 C3/M Single Probe Module (MRPS) 1
168.0	Vert Pretest 9.9 cc @ 40 C3/M Single Probe Module (MRPS) 1
105.9	Probe Set @ 3303.6 M Single Probe Module (MRPS) 1

PIP SUMMARY

Time Mark Every 60 S

MRPS 1 Quartz Gauge Temperature (BQT1)
100 (DEGC) 150

MRPS 1 Resistivity Cell Temperature (B1TR)
100 (DEGC) 150

MRPS 1 Quartz Gauge Pressure (BQP1)
0 (PSIA) 10000

MRPS 1 Strain Gauge Pressure (BSG1)
0 (PSIG) 10000

MRHY 1 Motor Speed (HMS1) (RPM)
0 8000

MRPS 1 Resistivity Cell Temperature (B1TR) (DEGC)

MRPS 1 Strain Gauge Pressure (BSG1) (PSIG)

MRPS 1 Strain Gauge Pressure (BSG1)
0 (PSIG) 10

MRPOUD Solenoid 3 Status (POUDS3)
0 (---- 30

MRPS 1 Quartz Gauge Pressure (BQP1)
0 (PSIA) 1

Retract

Elapsed Time (ETIM) (S)			MRPS 1 Quartz Gauge Pressure (BQP1) (PSIA)
00:16:21		5255.9	5269.66
00:16:12		5255.9	5269.66
00:16:03	121.8	5255.9	5269.67
00:15:54		5255.8	5269.70
00:15:45		5255.9	5269.70
00:15:36	121.8	5255.9	5269.72
00:15:27		5255.9	5269.73
00:15:18		5255.8	5269.69
00:15:09		5255.6	5269.61
00:15:00	121.7	5254.8	5236.29
00:14:51		4806.6	4822.19
00:14:42		4807.3	4820.94
00:14:33	121.7	4807.3	4820.94
00:14:24		4807.3	4820.95
00:14:15		4807.4	4820.95
00:14:06	121.7	4807.3	4820.95
00:13:57		4807.3	4820.96
00:13:48		4807.3	4820.97
00:13:39		4807.4	4820.97
00:13:30	121.7	4807.4	4820.98
00:13:21		4807.4	4820.99
00:13:12		4807.4	4821.01
00:13:03	121.7	4807.4	4821.03
00:12:54		4807.4	4821.04
00:12:45		4807.5	4821.10
00:12:36	121.7	4807.5	4821.17
00:12:27		4807.5	4821.18
00:12:18		4807.6	4821.16
00:12:09		4807.5	4821.11
00:12:00	121.7	4807.5	4821.07
00:11:51		4807.4	4821.01
00:11:42		4807.4	4820.99
00:11:33	121.7	4807.3	4820.97
00:11:24		4807.3	4820.98
00:11:15		4807.4	4820.99
00:11:06	121.7	4807.4	4821.01
00:10:57		4807.4	4821.02
00:10:48		4807.4	4821.01
00:10:39		4807.4	4821.04
00:10:30	121.7	4807.4	4821.04
00:10:21		4807.4	4821.06
00:10:12		4807.4	4821.07
00:10:03	121.6	4807.4	4821.11
00:09:54		4807.5	4821.18
00:09:45		4807.6	4821.26
00:09:36	121.6	4807.7	4821.32
00:09:27		4807.8	4821.46
00:09:18		4807.7	4821.38
00:09:09		4807.7	4821.39
00:09:00	121.6	4807.8	4821.43
00:08:51		4807.6	4821.31
00:08:42		4807.6	4821.26
00:08:33		4807.6	4821.25



Elapsed Time (ETIM) (S)	MRPS 1 Strain Gauge Pressure (BSG1) (PSIG)	MRPOUD Solenoid 3 Status (POUDS3)	MRPS 1 Quartz Gauge Pressure (BQP1) (PSIA)	MRPS 1 Quartz Gauge Pressure (BQP1) (PSIA)	MRPS 1 Quartz Gauge Pressure (BQP1) (PSIA)	MRHY 1 Motor Speed (HMS1) (RPM)	MRPS 1 Strain Gauge Pressure (BSG1) (PSIG)	MRPS 1 Strain Gauge Pressure (BSG1) (PSIG)	MRPS 1 Resistivity Cell Temperature (B1TR) (DEGC)	MRPS 1 Resistivity Cell Temperature (B1TR) (DEGC)
	0 10000	0 30		0 1		0 8000	0 10		100 150	
00:08:24	121.6	4807.7	4821.34							
00:08:15		4807.8	4821.45							
00:08:06		4807.9	4821.46							
00:07:57	121.6	4808.1	4821.71							
00:07:48		4808.4	4822.06							
00:07:39		4809.6	4823.52							
00:07:30	121.6	4809.9	4823.27							
00:07:21		4808.5	4822.03							
00:07:12		4807.9	4821.51							
00:07:03	121.6	4807.7	4821.28							
00:06:54		4807.6	4821.21							
00:06:45		4807.5	4821.16							
00:06:36		4807.4	4821.03							
00:06:27	121.6	4807.4	4820.97							
00:06:18		4807.5	4821.15							
00:06:09		4807.3	4820.92							
00:06:00	121.6	4807.5	4821.15							
00:05:51		4807.3	4820.97							
00:05:42		4807.1	4820.76							
00:05:33	121.6	4806.8	4820.30							
00:05:24		4806.0	4819.61							
00:05:15		4804.6	4818.07							
00:05:06		4798.8	4811.48							
00:04:57	121.5	4462.0	4477.41							
00:04:48		4493.0	4504.61							
00:04:39		4800.2	4814.05							
00:04:30	121.5	4810.7	4815.23							
00:04:21		4813.8	4823.23							
00:04:12		4809.0	4823.16							
00:04:03	121.5	4809.0	4822.87							
00:03:54		4810.1	4823.58							
00:03:45		4810.9	4824.95							
00:03:36		4814.1	4831.12							
00:03:27	121.5	4811.9	4825.13							
00:03:18		4807.6	4820.70							
00:03:09		4487.4	4513.44							
00:03:00	121.5	4700.9	4795.96							
00:02:51		5348.8	5358.30							
00:02:42		5501.9	5508.21							
00:02:33	121.6	5483.4	5490.43							
00:02:24		5370.7	5363.31							
00:02:15		5262.8	5274.27							
00:02:06		5255.6	5269.43							
00:01:57	121.4	5255.6	5269.42							
00:01:48		5255.6	5269.43							
00:01:39		5255.7	5269.46							
00:01:30	121.4	5255.7	5269.44							
00:01:21		5255.6	5269.40							
00:01:12		5255.5	5269.39							
00:01:03	121.5	5255.6	5269.39							
00:00:54		5255.6	5269.38							
00:00:45		5255.6	5269.38							
00:00:36		5255.6	5269.38							
00:00:27	121.5	5255.6	5269.37							
00:00:18		5255.6	5269.36							
00:00:09		5255.5	5269.34							
00:00:00	121.5	5255.5	5269.31							

MRPS 1 Quartz Gauge Temperature (BQT1)

100 (DEGC) 150

PIP SUMMARY

Time Mark Every 60 S

Parameters

DLIS Name	Description	Value	
	MRPS_1: Single Probe Module (MRPS) 1		
QGCA	Quartz Gauge Pressure Correction Applied	DYCO	
QGDA	Quartz Gauge Deviation Angle	0	DEG
QGFD	Quartz Gauge Flow Line Density	1	G/C3
	LFA: Live Fluid Analyzer		
PDCO	Probe Depth Correction Offset	0	M
	MRPC: Power Cartridge		
PDCO	Probe Depth Correction Offset	0	M
	System and Miscellaneous		
PP	Playback Processing	NORMAL	

Format: MRPS_1_SGQG_Station Vertical Scale: 1" per 60S Graphics File Created: 28−Nov−2004 05:25

OP System Version: 12C0−301

MCM

MRPS_1	12C0−301	MRHY_1	12C0−301
MRPO_UD	12C0−301	LFA	12C0−301
MRMS_1	12C0−301	MRMS_2	12C0−301
MRPC	12C0−301	SGT−L	12C0−301
TCC−BF	12C0−301		

Input DLIS Files

26−Nov−2004 09:14

Output DLIS Files

DEFAULT MDT_OFA_189PTP FN:273 PRODUCER 28−Nov−2004 05:25

Schlumberger

Pretest @ 3333.0 mMD

MAXIS Field Log

File 100 Depth, M: 3332.97 Volumetric Limited draw−down − Large−Diameter probe

Mud Pressure before test, PSIA:	5316.9
Mud Pressure after test, PSIA:	5317.06
Last build−up pressure, PSIA:	4860.9
Draw−down mobility, md/cp:	14.2



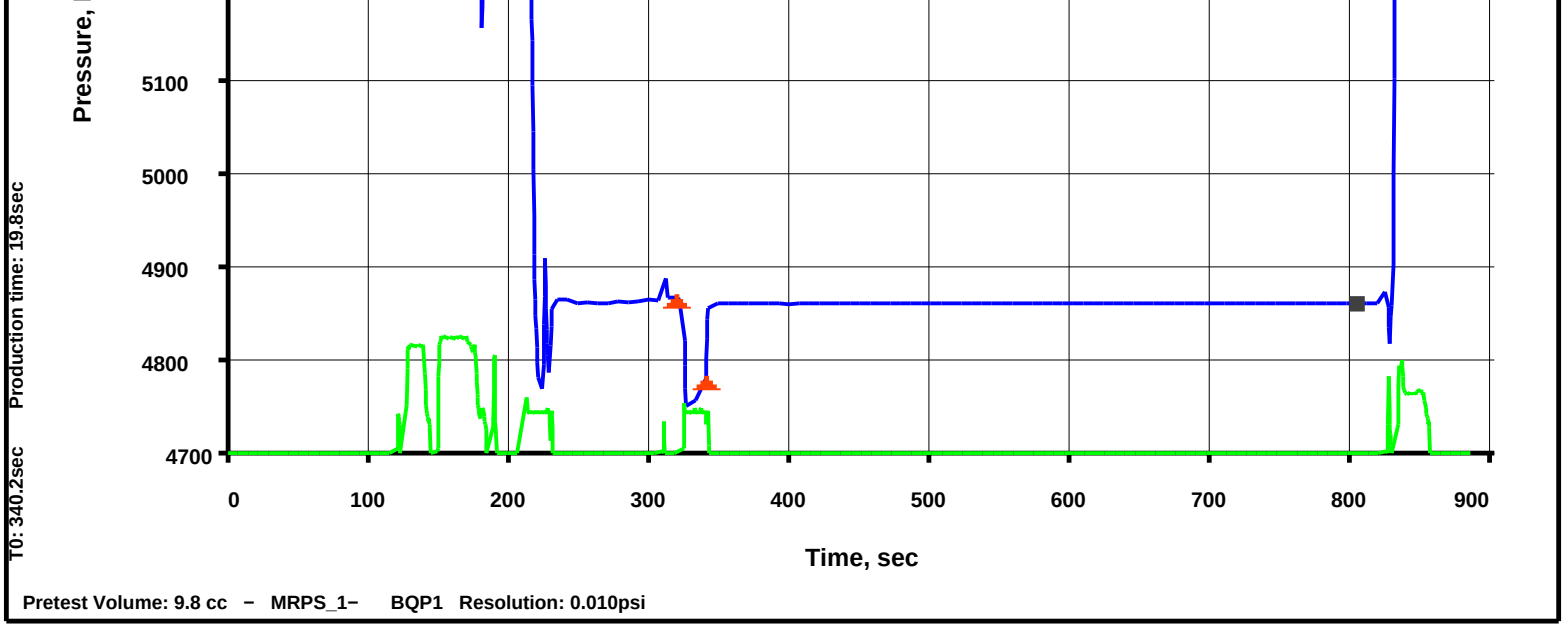

Input DLIS Files

26–Nov–2004 09:33

Output DLIS Files

DEFAULT	MDT_OFA_190PTP	FN:274	PRODUCER	28–Nov–2004 05:27	3333.0 M	2.3 M

Elapsed Time (s)	Event Summary
826.8	Retract Single Probe Module (MRPS) 1
319.2	Vert Pretest 9.8 cc @ 40 C3/M Single Probe Module (MRPS) 1
207.6	Vert Pretest 9.9 cc @ 40 C3/M Single Probe Module (MRPS) 1
145.2	Probe Set @ 3333.0 M Single Probe Module (MRPS) 1

PIP SUMMARY

Time Mark Every 60 S

MRPS 1 Quartz Gauge Temperature (BQT1)
100 (DEGC) 150

MRPS 1 Resistivity Cell Temperature (B1TR)
100 (DEGC) 150

MRPS 1 Resistivity Cell Temperature (B1TR) (DEGC)

MRPS 1 Quartz Gauge Pressure (BQP1)
0 (PSIA) 10000

MRHY 1 Motor Speed (HMS1) (RPM)
0 8000

MRPS 1 Strain Gauge Pressure (BSG1) (PSIG)

MRPS 1 Strain Gauge Pressure (BSG1)
0 (PSIG) 10

MRPS 1 Strain Gauge Pressure (BSG1)
0 (PSIG) 10000

Elapsed Time (ETIM) (S)	MRPOUD Solenoid 3 Status (POUDS3) 0 (–––– 30		MRPS 1 Quartz Gauge Pressure (BQP1) (PSIA)	MRPS 1 Quartz Gauge Pressure (BQP1) 0 (PSIA) 1
00:15:00	122.3	5303.1	5317.05	
00:14:51		5303.2	5317.05	
00:14:42		5303.1	5317.07	

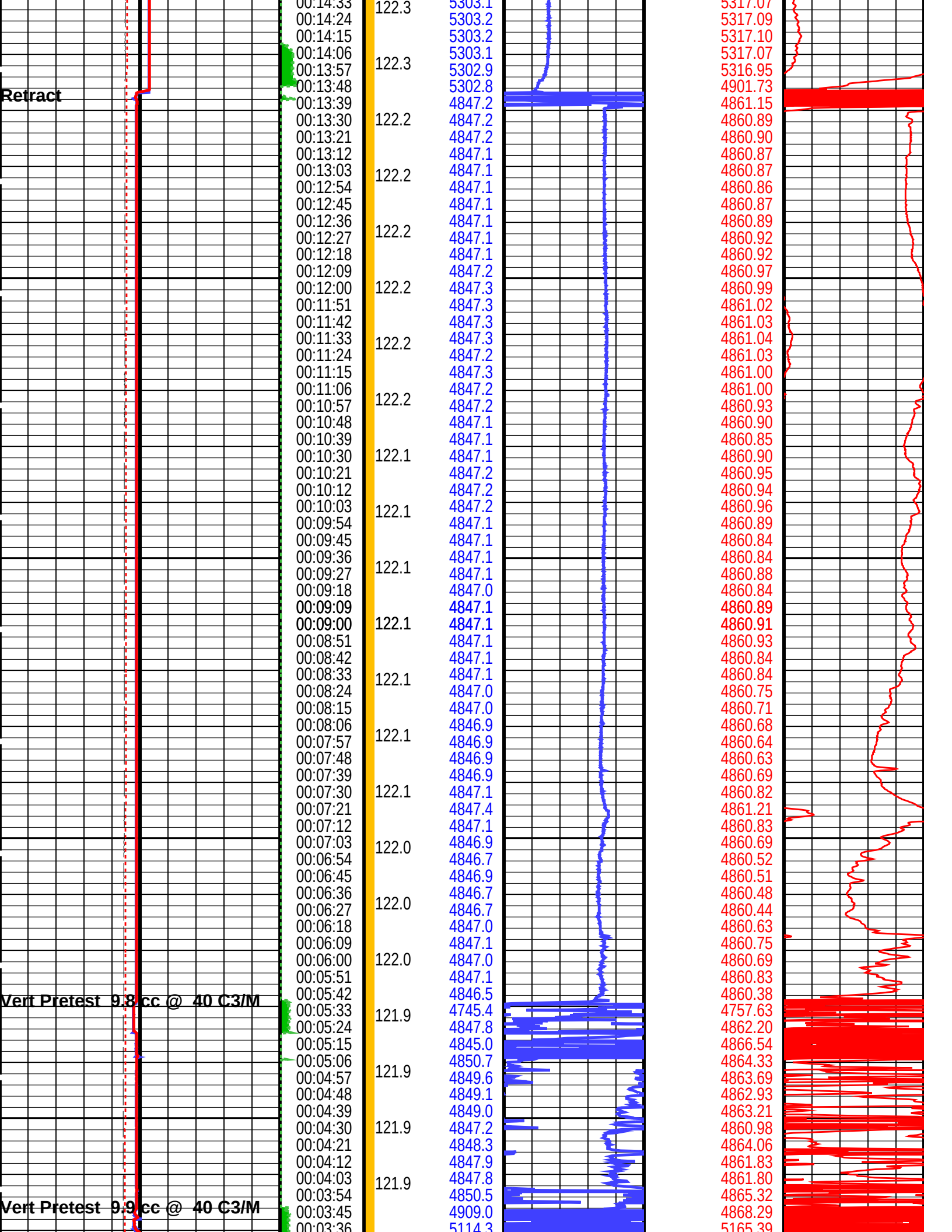
Retract
Vert Pretest 9.8 cc @ 40 C3/M
Vert Pretest 9.9 cc @ 40 C3/M
00:14:33 122.3 5303.1 5317.07
00:14:24 5303.2 5317.09
00:14:15 5303.2 5317.10
00:14:06 5303.1 5317.07
00:13:57 122.3 5302.9 5316.95
00:13:48 5302.8 4901.73
00:13:39 4847.2 4861.15
00:13:30 122.2 4847.2 4860.89
00:13:21 4847.2 4860.90
00:13:12 4847.1 4860.87
00:13:03 122.2 4847.1 4860.87
00:12:54 4847.1 4860.86
00:12:45 4847.1 4860.87
00:12:36 4847.1 4860.89
00:12:27 122.2 4847.1 4860.92
00:12:18 4847.1 4860.92
00:12:09 4847.2 4860.97
00:12:00 122.2 4847.3 4860.99
00:11:51 4847.3 4861.02
00:11:42 4847.3 4861.03
00:11:33 122.2 4847.3 4861.04
00:11:24 4847.2 4861.03
00:11:15 4847.3 4861.00
00:11:06 4847.2 4861.00
00:10:57 122.2 4847.2 4860.93
00:10:48 4847.1 4860.90
00:10:39 4847.1 4860.85
00:10:30 122.1 4847.1 4860.90
00:10:21 4847.2 4860.95
00:10:12 4847.2 4860.94
00:10:03 122.1 4847.2 4860.96
00:09:54 4847.1 4860.89
00:09:45 4847.1 4860.84
00:09:36 4847.1 4860.84
00:09:27 122.1 4847.1 4860.88
00:09:18 4847.0 4860.84
00:09:09 4847.1 4860.89
00:09:00 122.1 4847.1 4860.91
00:08:51 4847.1 4860.93
00:08:42 4847.1 4860.84
00:08:33 122.1 4847.1 4860.84
00:08:24 4847.0 4860.75
00:08:15 4847.0 4860.71
00:08:06 4846.9 4860.68
00:07:57 122.1 4846.9 4860.64
00:07:48 4846.9 4860.63
00:07:39 4846.9 4860.69
00:07:30 122.1 4847.1 4860.82
00:07:21 4847.4 4861.21
00:07:12 4847.1 4860.83
00:07:03 122.0 4846.9 4860.69
00:06:54 4846.7 4860.52
00:06:45 4846.9 4860.51
00:06:36 4846.7 4860.48
00:06:27 122.0 4846.7 4860.44
00:06:18 4847.0 4860.63
00:06:09 4847.1 4860.75
00:06:00 122.0 4847.0 4860.69
00:05:51 4847.1 4860.83
00:05:42 4846.5 4860.38
00:05:33 121.9 4745.4 4757.63
00:05:24 4847.8 4862.20
00:05:15 4845.0 4866.54
00:05:06 4850.7 4864.33
00:04:57 121.9 4849.6 4863.69
00:04:48 4849.1 4862.93
00:04:39 4849.0 4863.21
00:04:30 121.9 4847.2 4860.98
00:04:21 4848.3 4864.06
00:04:12 4847.9 4861.83
00:04:03 121.9 4847.8 4861.80
00:03:54 4850.5 4865.32
00:03:45 4909.0 4868.29
00:03:36 5114.3 5165.39

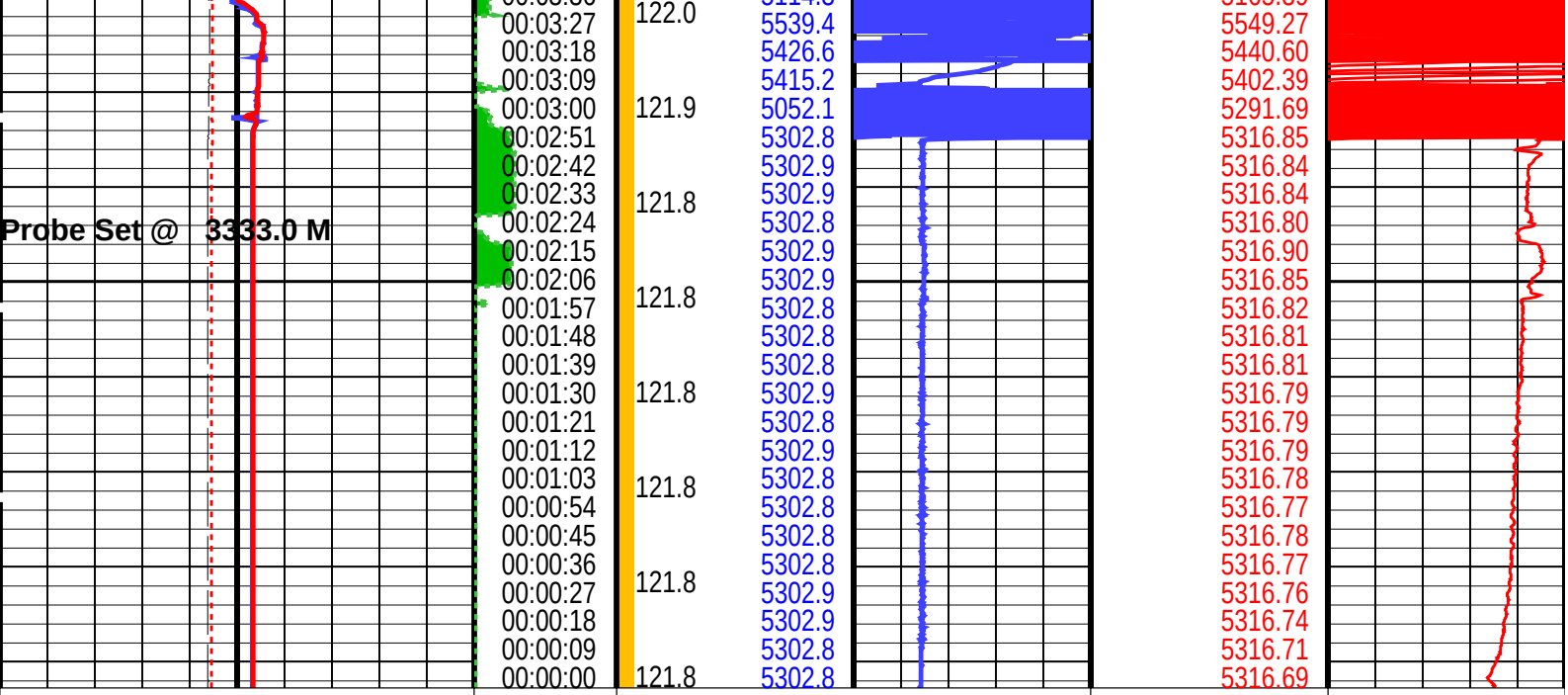

MRPS 1 Strain Gauge Pressure (BSG1)
0 (PSIG) 10000

Elapsed Time (ETIM) (S)

MRPOUD Solenoid 3 Status (POUDS3)
0 (----- 30

MRPS 1 Quartz Gauge Pressure (BQP1) (PSIA)

MRPS 1 Quartz Gauge Pressure (BQP1)
0 (PSIA) 1

MRPS 1 Quartz Gauge Pressure (BQP1)
0 (PSIA) 10000

MRHY 1 Motor Speed (HMS1) (RPM)
0 8000

MRPS 1 Strain Gauge Pressure (BSG1) (PSIG)

MRPS 1 Strain Gauge Pressure (BSG1)
0 (PSIG) 10

MRPS 1 Resistivity Cell Temperature (B1TR)
100 (DEGC) 150

MRPS 1 Resistivity Cell Temperature (B1TR) (DEGC)

MRPS 1 Quartz Gauge Temperature (BQT1)
100 (DEGC) 150

PIP SUMMARY

Time Mark Every 60 S

Parameters

DLIS Name	Description	Value	
	MRPS_1: Single Probe Module (MRPS) 1		
QGCA	Quartz Gauge Pressure Correction Applied	DYCO	
QGDA	Quartz Gauge Deviation Angle	0	DEG
QGFD	Quartz Gauge Flow Line Density	1	G/C3
	LFA: Live Fluid Analyzer		
PDCO	Probe Depth Correction Offset	0	M
	MRPC: Power Cartridge		
PDCO	Probe Depth Correction Offset	0	M
	System and Miscellaneous		
PP	Playback Processing	NORMAL	

Format: MRPS_1_SGQG_Station Vertical Scale: 1" per 60S Graphics File Created: 28-Nov-2004 05:27

OP System Version: 12C0-301

MCM

MRPS_1	12C0-301	MRHY_1	12C0-301
MRPO_UD	12C0-301	LFA	12C0-301
MRMS_1	12C0-301	MRMS_2	12C0-301
MRPC	12C0-301	SGT-L	12C0-301
TCC-BF	12C0-301		

Input DLIS Files

26−Nov−2004 09:33

Output DLIS Files

DEFAULT MDT_OFA_190PTP FN:274 PRODUCER 28−Nov−2004 05:27

Schlumberger

Pretest @ 3364.0 mMD

MAXIS Field Log

File 101 Depth, M: 3363.98 Volumetric Limited draw−down − Large−Diameter probe

Mud Pressure before test, PSIA:	5367.06
Mud Pressure after test, PSIA:	5367.13
Last build−up pressure, PSIA:	4912.43
Draw−down mobility, md/cp:	4

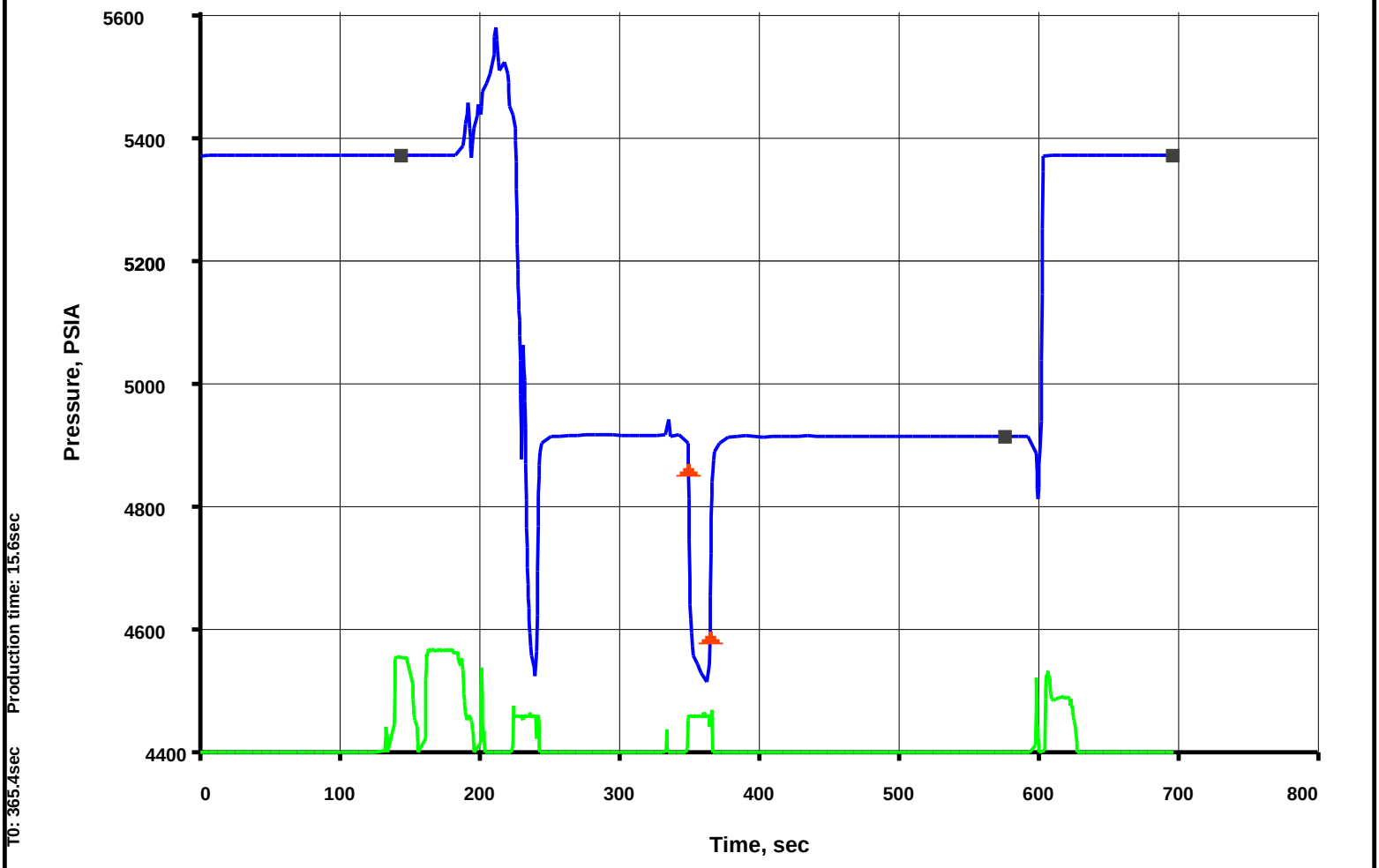

Pretest Volume: 10.1cc − MRPS_1− BQP1 Resolution: 0.010psi

Input DLIS Files

26−Nov−2004 09:51

Output DLIS Files

DEFAULT MDT_OFA_191PTP FN:275 PRODUCER 28−Nov−2004 05:29 3364.0 M 1.8 M

Elapsed Time (s)	Event Summary
600.9	Retract Single Probe Module (MRPS) 1
344.4	Vert Pretest 10.1 cc @ 40 C3/M Single Probe Module (MRPS) 1
219.3	Vert Pretest 10.1 cc @ 40 C3/M Single Probe Module (MRPS) 1
157.2	Probe Set @ 3364.0 M Single Probe Module (MRPS) 1

PIP SUMMARY

Time Mark Every 60 S

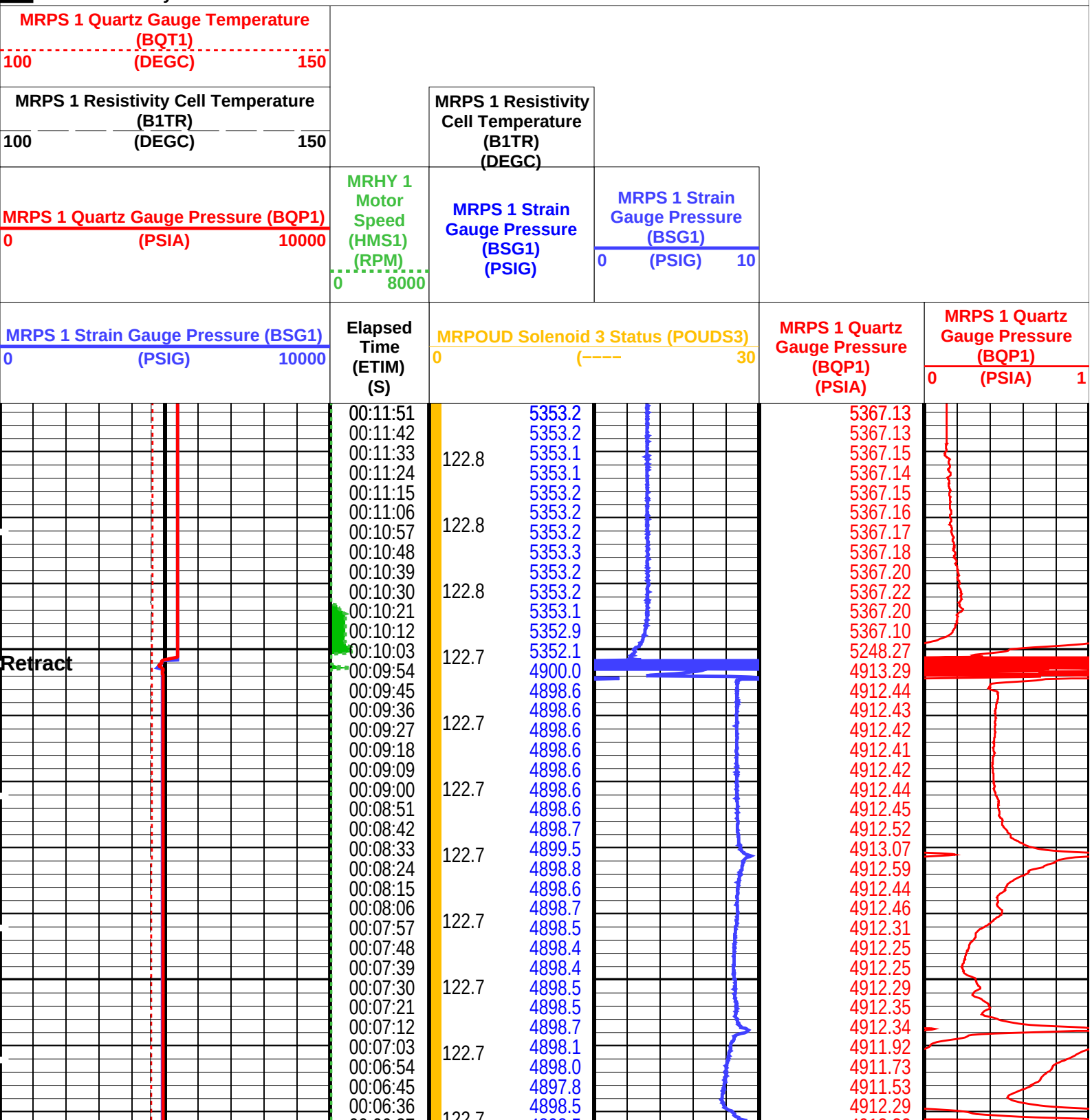

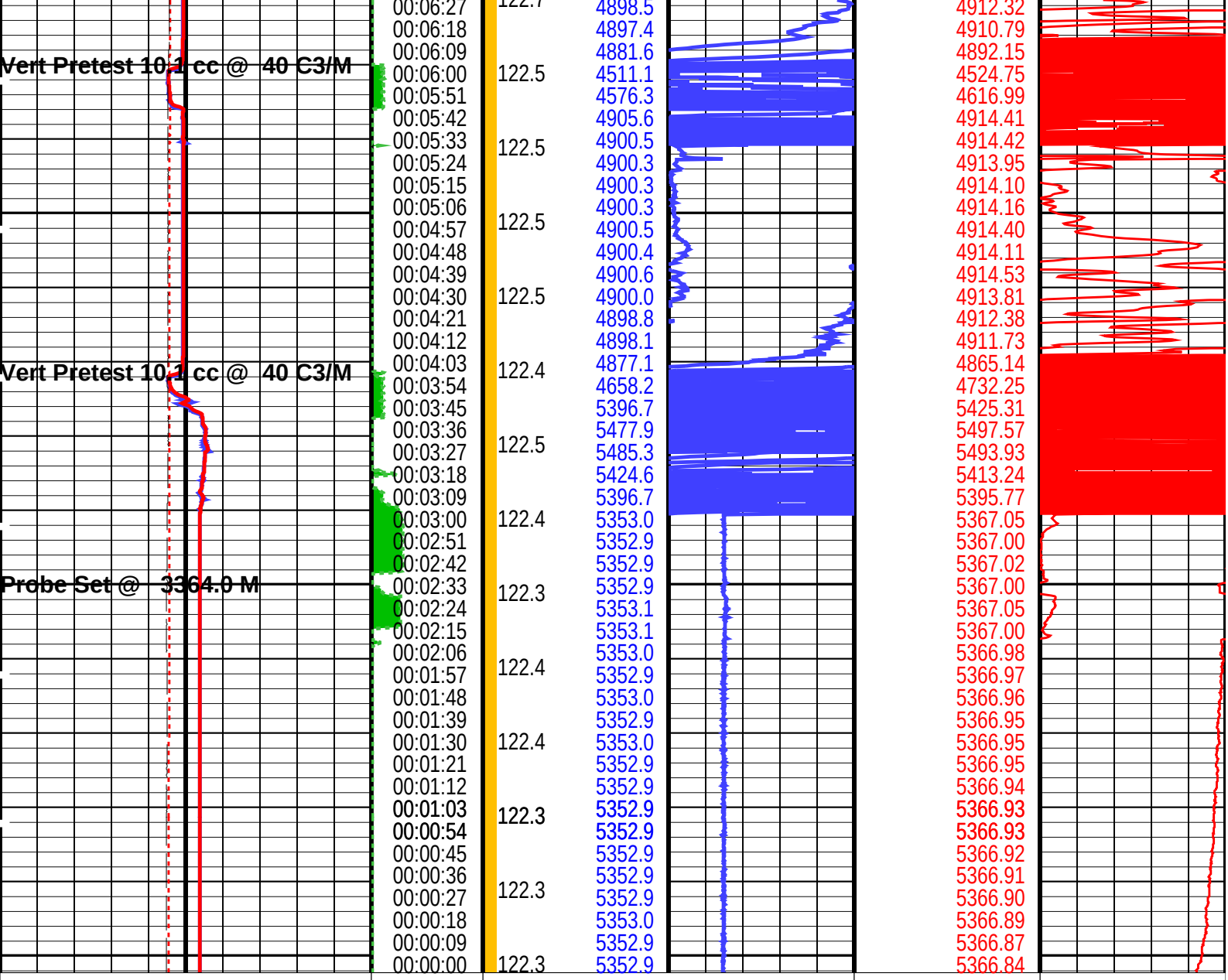

MRPS 1 Strain Gauge Pressure (BSG1)	Elapsed Time (ETIM) (S)	MRPOUD Solenoid 3 Status (POUDS3)	MRPS 1 Quartz Gauge Pressure (BQP1) (PSIA)	MRPS 1 Quartz Gauge Pressure (BQP1)
0 (PSIG) 10000		0 (---- 30		0 (PSIA) 1

MRPS 1 Quartz Gauge Pressure (BQP1)	MRHY 1 Motor Speed (HMS1) (RPM)	MRPS 1 Strain Gauge Pressure (BSG1) (PSIG)	MRPS 1 Strain Gauge Pressure (BSG1)
0 (PSIA) 10000	0 8000		0 (PSIG) 10

MRPS 1 Resistivity Cell Temperature (B1TR)	MRPS 1 Resistivity Cell Temperature (B1TR) (DEGC)
100 (DEGC) 150	

MRPS 1 Quartz Gauge Temperature (BQT1)
100 (DEGC) 150

PIP SUMMARY

Time Mark Every 60 S

Parameters

DLIS Name	Description	Value
	MRPS_1: Single Probe Module (MRPS) 1	
QGCA	Quartz Gauge Pressure Correction Applied	DYCO

QGDA		Quartz Gauge Deviation Angle	0	DEG
QGFD		Quartz Gauge Flow Line Density	1	G/C3
	LFA: Live Fluid Analyzer			
PDCO		Probe Depth Correction Offset	0	M
	MRPC: Power Cartridge			
PDCO		Probe Depth Correction Offset	0	M
	System and Miscellaneous			
PP		Playback Processing	NORMAL	

Format: MRPS_1_SGQG_Station Vertical Scale: 1" per 60S Graphics File Created: 28−Nov−2004 05:29

OP System Version: 12C0−301

MCM

MRPS_1	12C0−301	MRHY_1	12C0−301
MRPO_UD	12C0−301	LFA	12C0−301
MRMS_1	12C0−301	MRMS_2	12C0−301
MRPC	12C0−301	SGT−L	12C0−301
TCC−BF	12C0−301		

Input DLIS Files

26−Nov−2004 09:51

Output DLIS Files

DEFAULT MDT_OFA_191PTP FN:275 PRODUCER 28−Nov−2004 05:29

Schlumberger

Pretest @ 3386.5 mMD

MAXIS Field Log

File 102 Depth, M: 3386.52 Volumetric Limited draw−down − Large−Diameter probe

Mud Pressure before test, PSIA:	5404
Mud Pressure after test, PSIA:	5404.04
Last build−up pressure, PSIA:	4872.34
Draw−down mobility, md/cp:	5.1

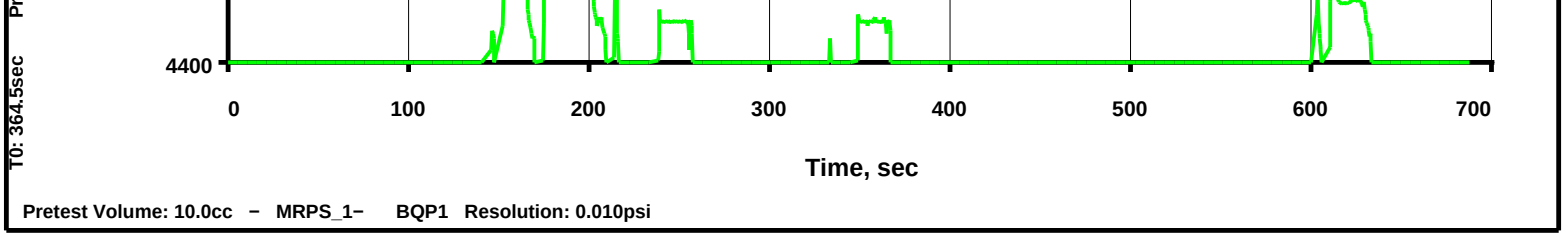

Input DLIS Files

26–Nov–2004 10:05

Output DLIS Files

DEFAULT	MDT_OFA_192PTP	FN:276	PRODUCER	28–Nov–2004 05:31	3386.5 M	1.8 M

Elapsed Time (s)	Event Summary
604.2	Retract Single Probe Module (MRPS) 1
343.5	Vert Pretest 10.0 cc @ 40 C3/M Single Probe Module (MRPS) 1
233.4	Vert Pretest 10.0 cc @ 40 C3/M Single Probe Module (MRPS) 1
170.4	Probe Set @ 3386.5 M Single Probe Module (MRPS) 1

PIP SUMMARY

Time Mark Every 60 S

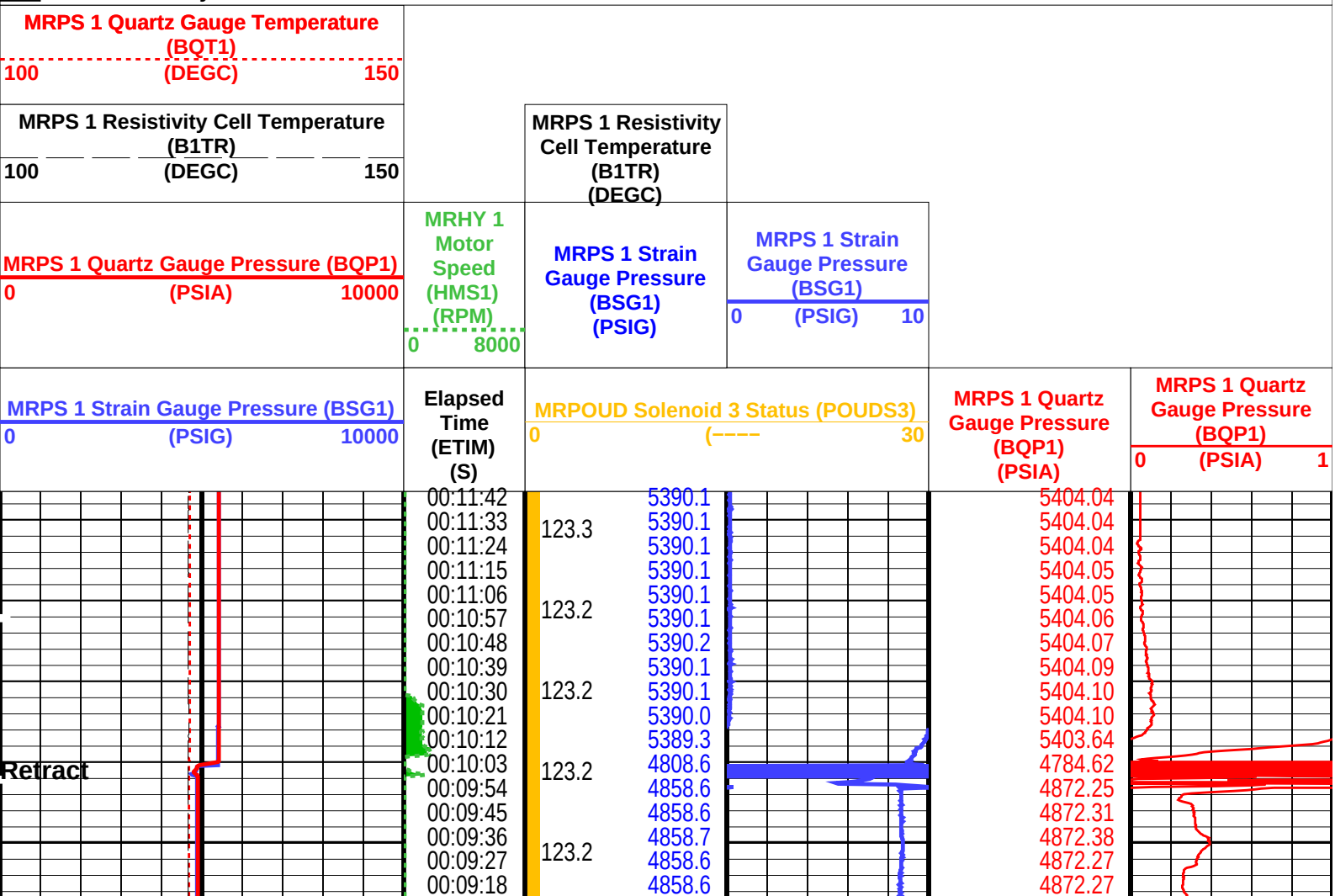

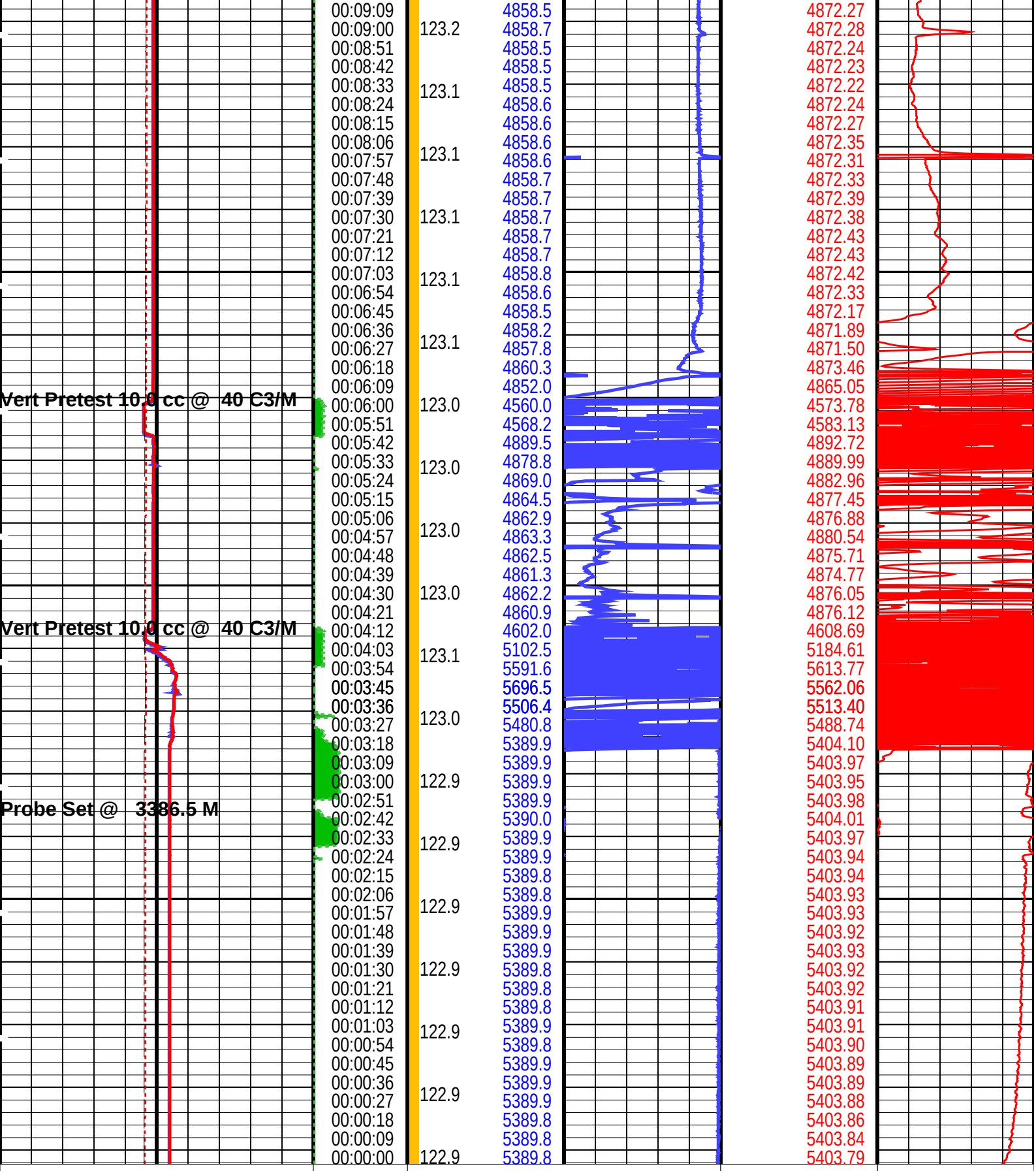

Elapsed Time (ETIM) (S)		MRPOUD Solenoid 3 Status (POUDS3)	MRPS 1 Quartz Gauge Pressure (BQP1) (PSIA)	MRPS 1 Quartz Gauge Pressure (BQP1)
00:09:09		4858.5	4872.27	
00:09:00	123.2	4858.7	4872.28	
00:08:51		4858.5	4872.24	
00:08:42		4858.5	4872.23	
00:08:33	123.1	4858.5	4872.22	
00:08:24		4858.6	4872.24	
00:08:15		4858.6	4872.27	
00:08:06		4858.6	4872.35	
00:07:57	123.1	4858.6	4872.31	
00:07:48		4858.7	4872.33	
00:07:39		4858.7	4872.39	
00:07:30	123.1	4858.7	4872.38	
00:07:21		4858.7	4872.43	
00:07:12		4858.7	4872.43	
00:07:03	123.1	4858.8	4872.42	
00:06:54		4858.6	4872.33	
00:06:45		4858.5	4872.17	
00:06:36		4858.2	4871.89	
00:06:27	123.1	4857.8	4871.50	
00:06:18		4860.3	4873.46	
00:06:09		4852.0	4865.05	
00:06:00	123.0	4560.0	4573.78	
00:05:51		4568.2	4583.13	
00:05:42		4889.5	4892.72	
00:05:33	123.0	4878.8	4889.99	
00:05:24		4869.0	4882.96	
00:05:15		4864.5	4877.45	
00:05:06	123.0	4862.9	4876.88	
00:04:57		4863.3	4880.54	
00:04:48		4862.5	4875.71	
00:04:39		4861.3	4874.77	
00:04:30	123.0	4862.2	4876.05	
00:04:21		4860.9	4876.12	
00:04:12		4602.0	4608.69	
00:04:03	123.1	5102.5	5184.61	
00:03:54		5591.6	5613.77	
00:03:45		5696.5	5562.06	
00:03:36		5506.4	5513.40	
00:03:27	123.0	5480.8	5488.74	
00:03:18		5389.9	5404.10	
00:03:09		5389.9	5403.97	
00:03:00	122.9	5389.9	5403.95	
00:02:51		5389.9	5403.98	
00:02:42		5390.0	5404.01	
00:02:33	122.9	5389.9	5403.97	
00:02:24		5389.9	5403.94	
00:02:15		5389.8	5403.94	
00:02:06		5389.8	5403.93	
00:01:57	122.9	5389.9	5403.93	
00:01:48		5389.9	5403.92	
00:01:39		5389.9	5403.93	
00:01:30	122.9	5389.8	5403.92	
00:01:21		5389.8	5403.92	
00:01:12		5389.8	5403.91	
00:01:03	122.9	5389.9	5403.91	
00:00:54		5389.8	5403.90	
00:00:45		5389.9	5403.89	
00:00:36		5389.9	5403.89	
00:00:27	122.9	5389.9	5403.88	
00:00:18		5389.8	5403.86	
00:00:09		5389.8	5403.84	
00:00:00	122.9	5389.8	5403.79	

MRPS 1 Strain Gauge Pressure (BSG1)
0 (PSIG) 10000

MRPOUD Solenoid 3 Status (POUDS3)
0 (---- 30

MRPS 1 Quartz Gauge Pressure (BQP1)
0 (PSIA) 1

MRPS 1 Quartz Gauge Pressure (BQP1)
0 (PSIA) 10000

MRHY 1 Motor Speed (HMS1) (RPM)
0 8000

MRPS 1 Strain Gauge Pressure (BSG1) (PSIG)

MRPS 1 Strain Gauge Pressure (BSG1)
0 (PSIG) 10

MRPS 1 Resistivity Cell Temperature (B1TR)		
100	(DEGC)	150

MRPS 1 Resistivity Cell Temperature (B1TR) (DEGC)

MRPS 1 Quartz Gauge Temperature (BQT1)		
100	(DEGC)	150

PIP SUMMARY

Time Mark Every 60 S

Parameters

DLIS Name	Description	Value	
	MRPS_1: Single Probe Module (MRPS) 1		
QGCA	Quartz Gauge Pressure Correction Applied	DYCO	
QGDA	Quartz Gauge Deviation Angle	0	DEG
QGFD	Quartz Gauge Flow Line Density	1	G/C3
	LFA: Live Fluid Analyzer		
PDCO	Probe Depth Correction Offset	0	M
	MRPC: Power Cartridge		
PDCO	Probe Depth Correction Offset	0	M
	System and Miscellaneous		
PP	Playback Processing	NORMAL	

Format: MRPS_1_SGQG_Station Vertical Scale: 1" per 60S Graphics File Created: 28−Nov−2004 05:31

OP System Version: 12C0−301

MCM

MRPS_1	12C0−301	MRHY_1	12C0−301
MRPO_UD	12C0−301	LFA	12C0−301
MRMS_1	12C0−301	MRMS_2	12C0−301
MRPC	12C0−301	SGT−L	12C0−301
TCC−BF	12C0−301		

Input DLIS Files

26−Nov−2004 10:05

Output DLIS Files

DEFAULT MDT_OFA_192PTP FN:276 PRODUCER 28−Nov−2004 05:31

Schlumberger

Pretest @ 3388.5 mMD

MAXIS Field Log

File 103 Depth, M: 3388.50 Volumetric Limited draw−down − Large−Diameter probe

Mud Pressure before test, PSIA:	5407.45
Mud Pressure after test, PSIA:	5407.51
Last build−up pressure, PSIA:	4878.78
Draw−down mobility, md/cp:	0.7



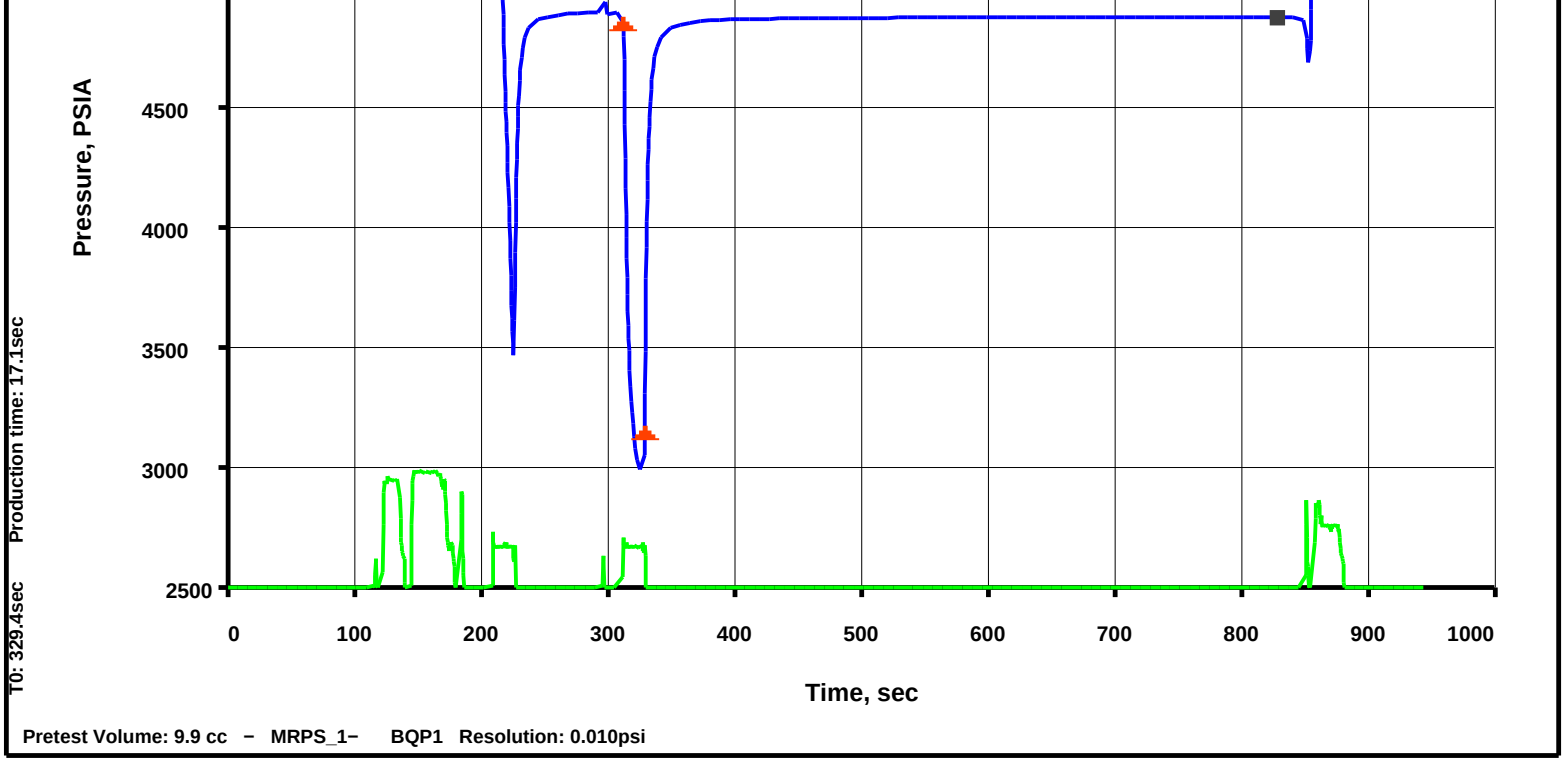

Input DLIS Files

26–Nov–2004 10:19

Output DLIS Files

DEFAULT	MDT_OFA_193PTP	FN:277	PRODUCER	28–Nov–2004 05:32	3388.5 M	2.4 M

Elapsed Time (s)	Event Summary
853.5	Retract Single Probe Module (MRPS) 1
307.2	Vert Pretest 9.9 cc @ 40 C3/M Single Probe Module (MRPS) 1
204.6	Vert Pretest 9.9 cc @ 40 C3/M Single Probe Module (MRPS) 1
140.7	Probe Set @ 3388.5 M Single Probe Module (MRPS) 1

PIP SUMMARY

Time Mark Every 60 S

MRPS 1 Quartz Gauge Temperature (BQT1)
100 (DEGC) 150

MRPS 1 Resistivity Cell Temperature (B1TR)
100 (DEGC) 150

MRPS 1 Resistivity Cell Temperature (B1TR) (DEGC)

MRPS 1 Quartz Gauge Pressure (BQP1)
0 (PSIA) 10000

MRHY 1 Motor Speed (HMS1) (RPM)
0 8000

MRPS 1 Strain Gauge Pressure (BSG1) (PSIG)

MRPS 1 Strain Gauge Pressure (BSG1)
0 (PSIG) 10

MRPS 1 Strain Gauge Pressure (BSG1)
0 (PSIG) 10000

Elapsed Time (ETIM)

MRPOUD Solenoid 3 Status (POUDS3)
0 (---- 30

MRPS 1 Quartz Gauge Pressure (BQP1)

MRPS 1 Quartz Gauge Pressure (BQP1)

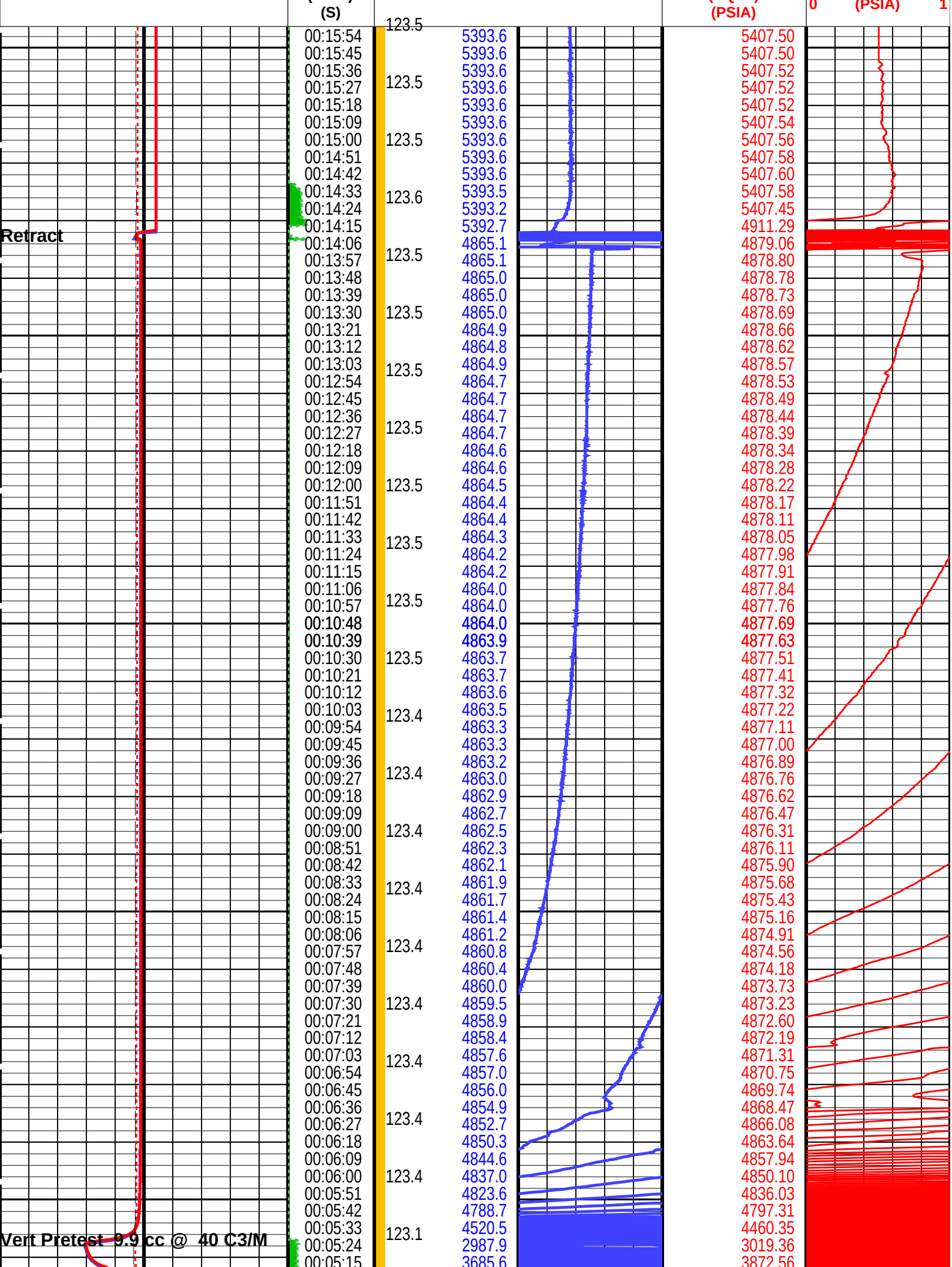
(S)
(PSIA)
0
(PSIA)
1
Retract
Vert Pretest 9.9 cc @ 40 C3/M
00:15:54 123.5 5393.6 5407.50
00:15:45 5393.6 5407.50
00:15:36 5393.6 5407.52
00:15:27 123.5 5393.6 5407.52
00:15:18 5393.6 5407.52
00:15:09 5393.6 5407.54
00:15:00 123.5 5393.6 5407.56
00:14:51 5393.6 5407.58
00:14:42 5393.6 5407.60
00:14:33 123.6 5393.5 5407.58
00:14:24 5393.2 5407.45
00:14:15 5392.7 4911.29
00:14:06 4865.1 4879.06
00:13:57 123.5 4865.1 4878.80
00:13:48 4865.0 4878.78
00:13:39 4865.0 4878.73
00:13:30 123.5 4865.0 4878.69
00:13:21 4864.9 4878.66
00:13:12 4864.8 4878.62
00:13:03 123.5 4864.9 4878.57
00:12:54 4864.7 4878.53
00:12:45 4864.7 4878.49
00:12:36 4864.7 4878.44
00:12:27 123.5 4864.7 4878.39
00:12:18 4864.6 4878.34
00:12:09 4864.6 4878.28
00:12:00 123.5 4864.5 4878.22
00:11:51 4864.4 4878.17
00:11:42 4864.4 4878.11
00:11:33 123.5 4864.3 4878.05
00:11:24 4864.2 4877.98
00:11:15 4864.2 4877.91
00:11:06 4864.0 4877.84
00:10:57 123.5 4864.0 4877.76
00:10:48 4864.0 4877.69
00:10:39 4863.9 4877.63
00:10:30 123.5 4863.7 4877.51
00:10:21 4863.7 4877.41
00:10:12 4863.6 4877.32
00:10:03 123.4 4863.5 4877.22
00:09:54 4863.3 4877.11
00:09:45 4863.3 4877.00
00:09:36 4863.2 4876.89
00:09:27 123.4 4863.0 4876.76
00:09:18 4862.9 4876.62
00:09:09 4862.7 4876.47
00:09:00 123.4 4862.5 4876.31
00:08:51 4862.3 4876.11
00:08:42 4862.1 4875.90
00:08:33 123.4 4861.9 4875.68
00:08:24 4861.7 4875.43
00:08:15 4861.4 4875.16
00:08:06 4861.2 4874.91
00:07:57 123.4 4860.8 4874.56
00:07:48 4860.4 4874.18
00:07:39 4860.0 4873.73
00:07:30 123.4 4859.5 4873.23
00:07:21 4858.9 4872.60
00:07:12 4858.4 4872.19
00:07:03 123.4 4857.6 4871.31
00:06:54 4857.0 4870.75
00:06:45 4856.0 4869.74
00:06:36 4854.9 4868.47
00:06:27 123.4 4852.7 4866.08
00:06:18 4850.3 4863.64
00:06:09 4844.6 4857.94
00:06:00 123.4 4837.0 4850.10
00:05:51 4823.6 4836.03
00:05:42 4788.7 4797.31
00:05:33 123.1 4520.5 4460.35
00:05:24 2987.9 3019.36
00:05:15 3685.6 3872.56

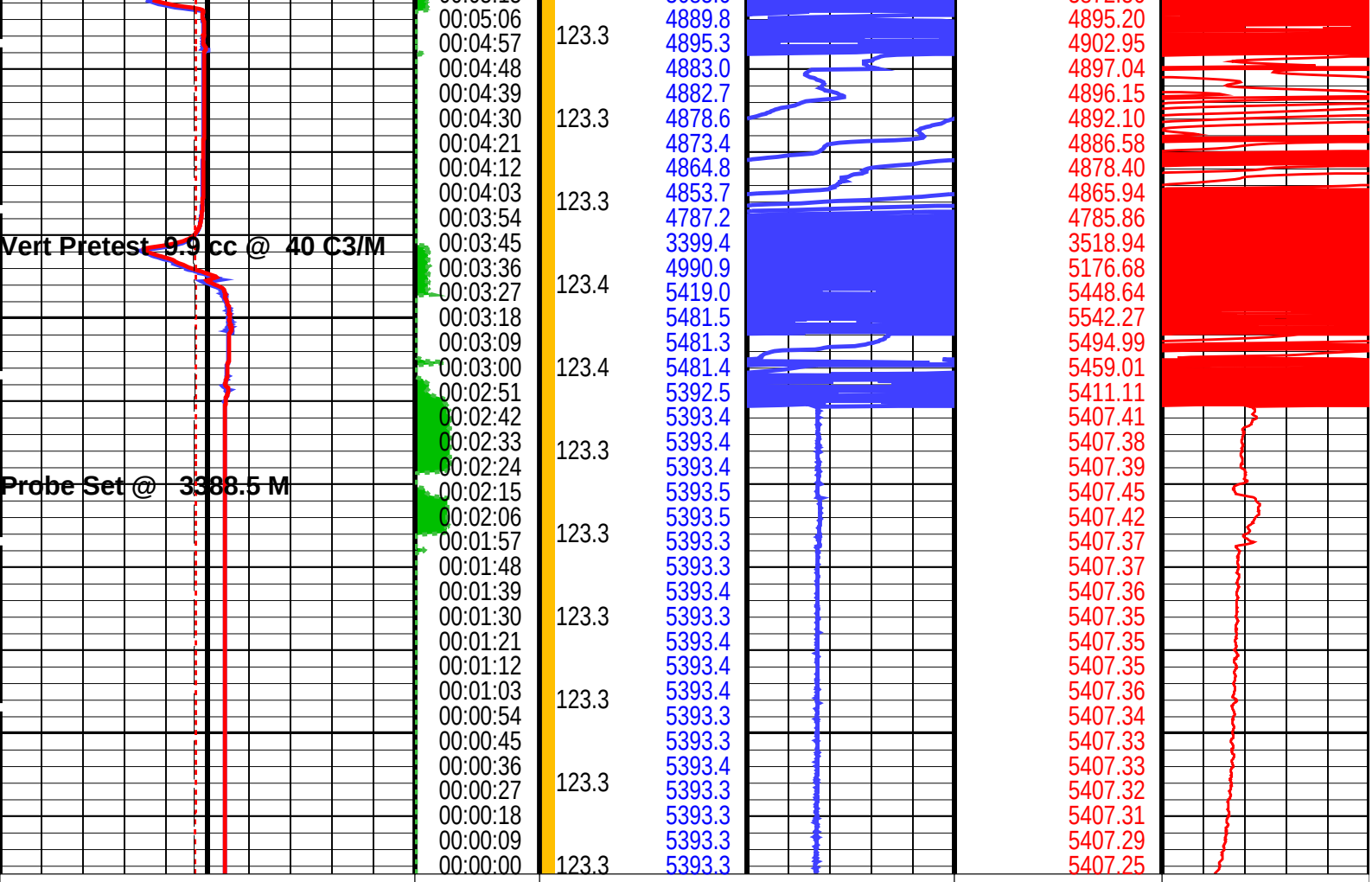

MRPS 1 Strain Gauge Pressure (BSG1) 0 (PSIG) 10000	Elapsed Time (ETIM) (S)	MRPOUD Solenoid 3 Status (POUDS3) 0 (----- 30	MRPS 1 Quartz Gauge Pressure (BQP1) (PSIA)	MRPS 1 Quartz Gauge Pressure (BQP1) 0 (PSIA) 1

MRPS 1 Quartz Gauge Pressure (BQP1) 0 (PSIA) 10000	MRHY 1 Motor Speed (HMS1) (RPM) 0 8000	MRPS 1 Strain Gauge Pressure (BSG1) (PSIG)	MRPS 1 Strain Gauge Pressure (BSG1) 0 (PSIG) 10

MRPS 1 Resistivity Cell Temperature (B1TR) 100 (DEGC) 150	MRPS 1 Resistivity Cell Temperature (B1TR) (DEGC)

MRPS 1 Quartz Gauge Temperature (BQT1) 100 (DEGC) 150

PIP SUMMARY

Time Mark Every 60 S

Parameters

DLIS Name	Description	Value	
	MRPS_1: Single Probe Module (MRPS) 1		
QGCA	Quartz Gauge Pressure Correction Applied	DYCO	
QGDA	Quartz Gauge Deviation Angle	0	DEG
QGFD	Quartz Gauge Flow Line Density	1	G/C3
	LFA: Live Fluid Analyzer		
PDCO	Probe Depth Correction Offset	0	M
	MRPC: Power Cartridge		
PDCO	Probe Depth Correction Offset	0	M
	System and Miscellaneous		
PP	Playback Processing	NORMAL	

Format: MRPS_1_SGQG_Station Vertical Scale: 1" per 60S Graphics File Created: 28-Nov-2004 05:32

OP System Version: 12C0−301

MCM

MRPS_1	12C0−301	MRHY_1	12C0−301
MRPO_UD	12C0−301	LFA	12C0−301
MRMS_1	12C0−301	MRMS_2	12C0−301
MRPC	12C0−301	SGT−L	12C0−301
TCC−BF	12C0−301		

Input DLIS Files

26−Nov−2004 10:19

Output DLIS Files

DEFAULT	MDT_OFA_193PTP	FN:277	PRODUCER	28−Nov−2004 05:32

Schlumberger

Pretest @ 3388.7 mMD

MAXIS Field Log

File 104 Depth, M: 3388.67 Volumetric Limited draw−down − Large−Diameter probe

Mud Pressure before test, PSIA:	5407.89
Mud Pressure after test, PSIA:	5407.84
Last build−up pressure, PSIA:	4876.94
Draw−down mobility, md/cp:	1.5

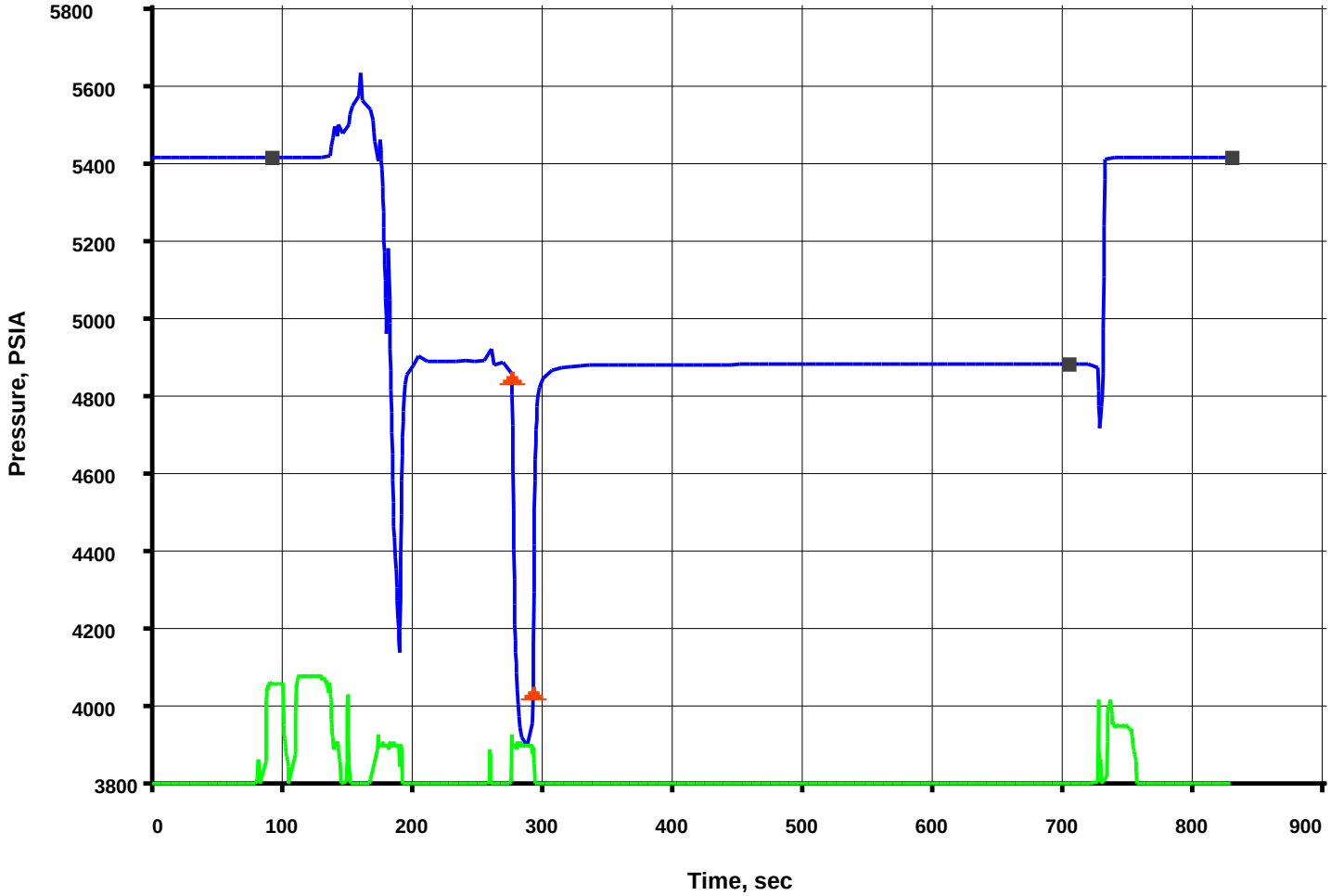

T0: 292.2sec Production time: 16.2sec

Pretest Volume: 10.0cc − MRPS_1− BQP1 Resolution: 0.010psi

Input DLIS Files

26−Nov−2004 10:39

Output DLIS Files

DEFAULT	MDT_OFA_194PTP	FN:278	PRODUCER	28−Nov−2004 05:34	3388.7 M	2.2 M

Elapsed Time (s)	Event Summary
727.2	Retract Single Probe Module (MRPS) 1
270.6	Vert Pretest 10.0 cc @ 40 C3/M Single Probe Module (MRPS) 1
168.3	Vert Pretest 10.0 cc @ 40 C3/M Single Probe Module (MRPS) 1
105.3	Probe Set @ 3388.7 M Single Probe Module (MRPS) 1

PIP SUMMARY

Time Mark Every 60 S

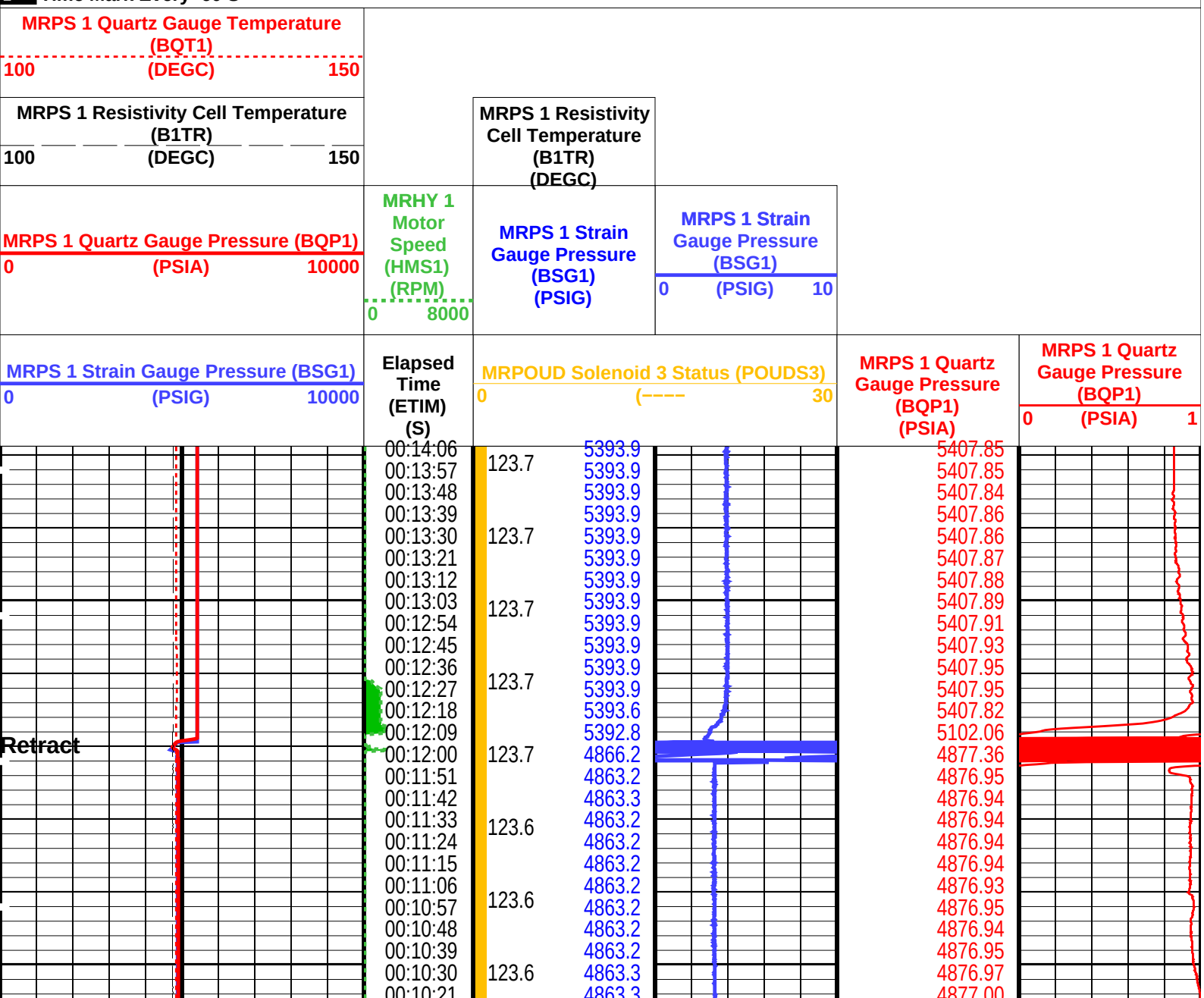


Vert Pretest 10.0 cc @ 40 C3/M
Vert Pretest 10.0 cc @ 40 C3/M
Probe Set @ 3388.7 M
00:10:12 4863.3 4877.02
00:10:03 123.6 4863.3 4877.02
00:09:54 4863.3 4877.05
00:09:45 4863.4 4877.12
00:09:36 4863.5 4877.23
00:09:27 123.6 4863.5 4877.27
00:09:18 4863.6 4877.37
00:09:09 4863.6 4877.31
00:09:00 123.6 4863.4 4877.18
00:08:51 4863.5 4877.18
00:08:42 4863.5 4877.23
00:08:33 4863.6 4877.29
00:08:24 123.6 4863.3 4877.10
00:08:15 4863.2 4876.94
00:08:06 4863.1 4876.83
00:07:57 123.6 4863.5 4877.03
00:07:48 4863.3 4876.96
00:07:39 4863.2 4876.96
00:07:30 123.6 4863.1 4876.78
00:07:21 4862.6 4876.28
00:07:12 4862.5 4876.21
00:07:03 123.6 4862.4 4876.13
00:06:54 4862.3 4876.05
00:06:45 4862.1 4875.88
00:06:36 4862.1 4875.74
00:06:27 123.6 4861.9 4875.63
00:06:18 4862.0 4875.69
00:06:09 4862.1 4875.80
00:06:00 123.6 4862.0 4875.71
00:05:51 4862.4 4876.15
00:05:42 4861.3 4875.05
00:05:33 123.6 4860.6 4874.21
00:05:24 4858.5 4872.07
00:05:15 4855.5 4869.01
00:05:06 4848.7 4861.87
00:04:57 123.5 4814.4 4818.82
00:04:48 3879.2 3895.60
00:04:39 4036.4 4108.90
00:04:30 123.5 4883.5 4884.12
00:04:21 4858.8 4919.98
00:04:12 4868.6 4882.34
00:04:03 123.5 4872.6 4886.07
00:03:54 4873.7 4886.23
00:03:45 4870.6 4884.72
00:03:36 4875.4 4885.96
00:03:27 123.5 4873.6 4886.94
00:03:18 4857.0 4869.44
00:03:09 4104.1 4197.40
00:03:00 123.5 5175.9 4932.60
00:02:51 5420.4 5449.12
00:02:42 5556.0 5554.44
00:02:33 123.6 5528.3 5537.36
00:02:24 5490.5 5505.71
00:02:15 5399.9 5409.83
00:02:06 5393.8 5407.82
00:01:57 123.5 5393.8 5407.83
00:01:48 5393.8 5407.82
00:01:39 5393.9 5407.89
00:01:30 123.5 5393.9 5407.86
00:01:21 5393.8 5407.81
00:01:12 5393.8 5407.80
00:01:03 123.5 5393.8 5407.82
00:00:54 5393.8 5407.80
00:00:45 5393.8 5407.80
00:00:36 5393.8 5407.80
00:00:27 123.5 5393.8 5407.79
00:00:18 5393.8 5407.78
00:00:09 5393.8 5407.78
00:00:00 123.5 5393.7 5407.76
MRPS 1 Strain Gauge Pressure (BSG1)
0 (PSIG) 10000
Elapsed Time (ETIM) (S)
MRPOUD Solenoid 3 Status (POUDS3)
0 (---- 30
MRPS 1 Quartz Gauge Pressure (BQP1) (PSIA)
MRPS 1 Quartz Gauge Pressure (BQP1)
0 (PSIA) 1

(S)

(PSIA)

MRPS 1 Quartz Gauge Pressure (BQP1)
0 (PSIA) 10000

MRHY 1 Motor Speed (HMS1) (RPM)
0 8000

MRPS 1 Strain Gauge Pressure (BSG1) (PSIG)

MRPS 1 Strain Gauge Pressure (BSG1)
0 (PSIG) 10

MRPS 1 Resistivity Cell Temperature (B1TR)
100 (DEGC) 150

MRPS 1 Resistivity Cell Temperature (B1TR) (DEGC)

MRPS 1 Quartz Gauge Temperature (BQT1)
100 (DEGC) 150

PIP SUMMARY

Time Mark Every 60 S

Parameters

DLIS Name	Description	Value	
	MRPS_1: Single Probe Module (MRPS) 1		
QGCA	Quartz Gauge Pressure Correction Applied	DYCO	
QGDA	Quartz Gauge Deviation Angle	0	DEG
QGFD	Quartz Gauge Flow Line Density	1	G/C3
	LFA: Live Fluid Analyzer		
PDCO	Probe Depth Correction Offset	0	M
	MRPC: Power Cartridge		
PDCO	Probe Depth Correction Offset	0	M
	System and Miscellaneous		
PP	Playback Processing	NORMAL	

Format: MRPS_1_SGQG_Station Vertical Scale: 1" per 60S Graphics File Created: 28−Nov−2004 05:34

OP System Version: 12C0−301

MCM

MRPS_1	12C0−301	MRHY_1	12C0−301
MRPO_UD	12C0−301	LFA	12C0−301
MRMS_1	12C0−301	MRMS_2	12C0−301
MRPC	12C0−301	SGT−L	12C0−301
TCC−BF	12C0−301		

Input DLIS Files

26−Nov−2004 10:39

Output DLIS Files

DEFAULT MDT_OFA_194PTP FN:278 PRODUCER 28−Nov−2004 05:34

Schlumberger

Pretest @ 3389.5 mMD

MAXIS Field Log

File 105 Depth, M: 3389.50 Volumetric Limited draw−down − Large−Diameter probe

Mud Pressure before test, PSIA:	5409.3
Mud Pressure after test, PSIA:	5409.23
Last build−up pressure, PSIA:	5025.67
Draw−down mobility, md/cp:	0.3

6000 1

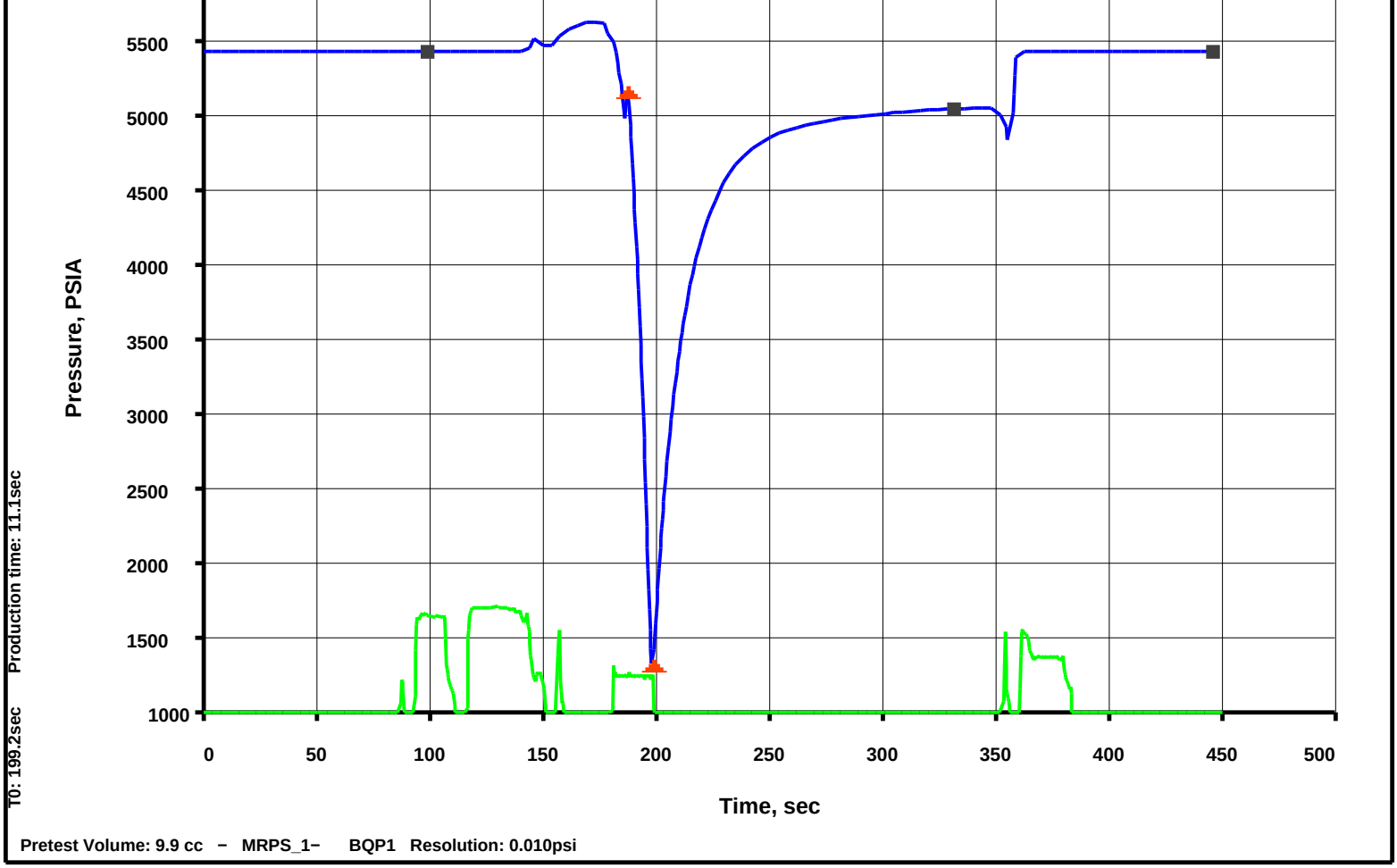

Input DLIS Files

26–Nov–2004 10:55

Output DLIS Files

DEFAULT	MDT_OFA_195PTP	FN:279	PRODUCER	28–Nov–2004 05:36	3389.5 M	1.2 M

Elapsed Time (s)	Event Summary
356.4	Retract Single Probe Module (MRPS) 1
176.4	Vert Pretest 9.9 cc @ 40 C3/M Single Probe Module (MRPS) 1
112.2	Probe Set @ 3389.5 M Single Probe Module (MRPS) 1

PIP SUMMARY

Time Mark Every 60 S

MRPS 1 Quartz Gauge Temperature (BQT1)		
100 (DEGC) 150		
MRPS 1 Resistivity Cell Temperature (B1TR)		MRPS 1 Resistivity Cell Temperature (B1TR) (DEGC)
100 (DEGC) 150		
MRPS 1 Quartz Gauge Pressure (BQP1)	MRHY 1 Motor Speed (HMS1)	MRPS 1 Strain Gauge Pressure (BSG1)
0 (PSIA) 10000		MRPS 1 Strain Gauge Pressure (BSG1)

MRPS 1 Strain Gauge Pressure (BSG1)
0 (PSIG) 10000

Elapsed Time (ETIM) (S)

MRPOUD Solenoid 3 Status (POUDS3)
0 (---- 30

MRPS 1 Quartz Gauge Pressure (BQP1) (PSIA)

MRPS 1 Quartz Gauge Pressure (BQP1)
0 (PSIA) 1

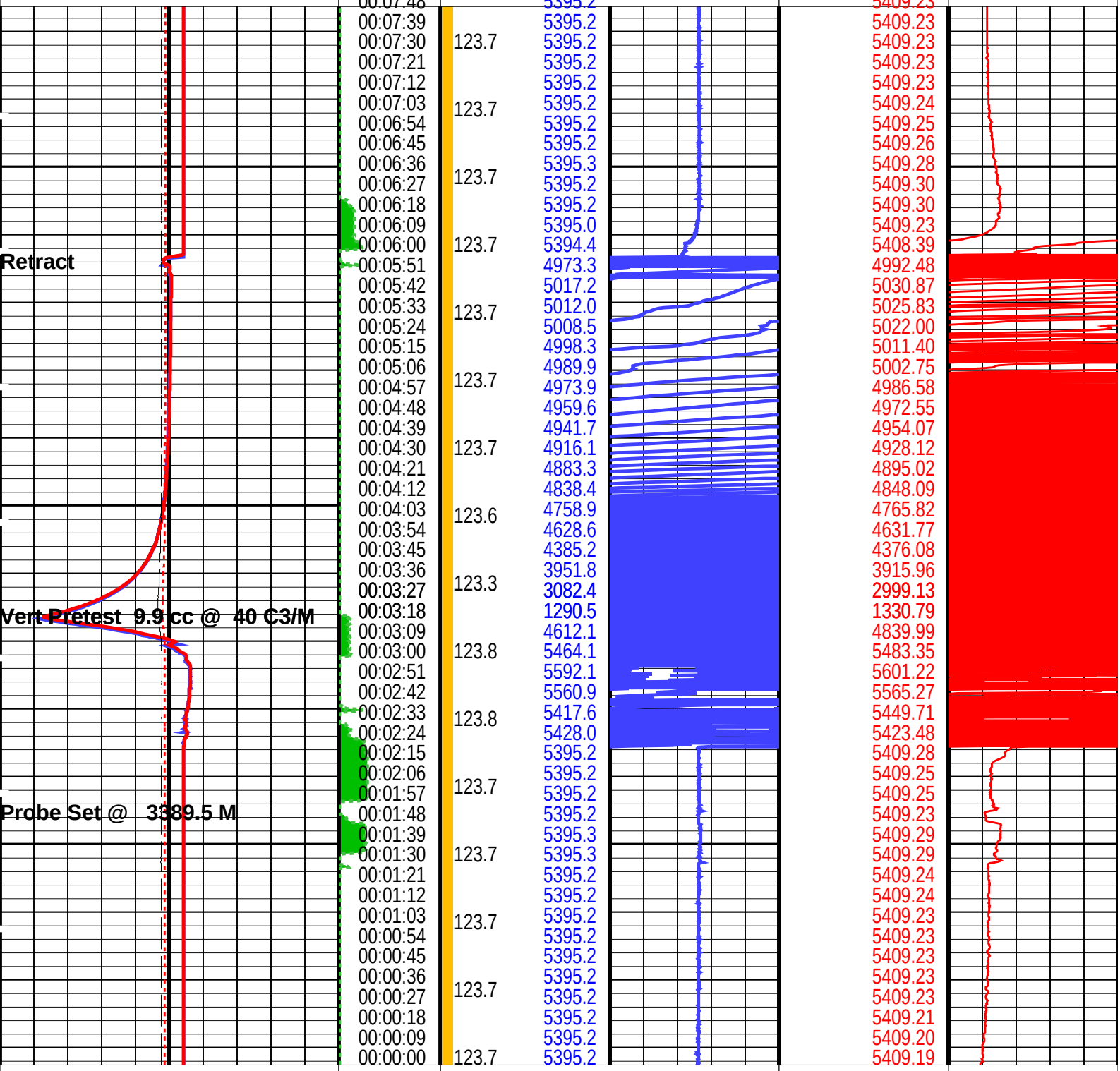

Elapsed Time (ETIM) (S)	MRPOUD Solenoid 3 Status (POUDS3)	MRPS 1 Quartz Gauge Pressure (BQP1) (PSIA)
00:07:48	5395.2	5409.23
00:07:39	5395.2	5409.23
00:07:30	123.7	5395.2	5409.23
00:07:21	5395.2	5409.23
00:07:12	5395.2	5409.23
00:07:03	123.7	5395.2	5409.24
00:06:54	5395.2	5409.25
00:06:45	5395.2	5409.26
00:06:36	5395.3	5409.28
00:06:27	123.7	5395.2	5409.30
00:06:18	5395.2	5409.30
00:06:09	5395.0	5409.23
00:06:00	123.7	5394.4	5408.39
00:05:51	4973.3	4992.48
00:05:42	5017.2	5030.87
00:05:33	123.7	5012.0	5025.83
00:05:24	5008.5	5022.00
00:05:15	4998.3	5011.40
00:05:06	4989.9	5002.75
00:04:57	123.7	4973.9	4986.58
00:04:48	4959.6	4972.55
00:04:39	4941.7	4954.07
00:04:30	123.7	4916.1	4928.12
00:04:21	4883.3	4895.02
00:04:12	4838.4	4848.09
00:04:03	123.6	4758.9	4765.82
00:03:54	4628.6	4631.77
00:03:45	4385.2	4376.08
00:03:36	3951.8	3915.96
00:03:27	123.3	3082.4	2999.13
00:03:18	1290.5	1330.79
00:03:09	4612.1	4839.99
00:03:00	123.8	5464.1	5483.35
00:02:51	5592.1	5601.22
00:02:42	5560.9	5565.27
00:02:33	123.8	5417.6	5449.71
00:02:24	5428.0	5423.48
00:02:15	5395.2	5409.28
00:02:06	5395.2	5409.25
00:01:57	123.7	5395.2	5409.25
00:01:48	5395.2	5409.23
00:01:39	5395.3	5409.29
00:01:30	123.7	5395.3	5409.29
00:01:21	5395.2	5409.24
00:01:12	5395.2	5409.24
00:01:03	123.7	5395.2	5409.23
00:00:54	5395.2	5409.23
00:00:45	5395.2	5409.23
00:00:36	5395.2	5409.23
00:00:27	123.7	5395.2	5409.23
00:00:18	5395.2	5409.21
00:00:09	5395.2	5409.20
00:00:00	123.7	5395.2	5409.19

MRPS 1 Strain Gauge Pressure (BSG1)
0 (PSIG) 10000

Elapsed Time (ETIM) (S)

MRPOUD Solenoid 3 Status (POUDS3)
0 (---- 30

MRPS 1 Quartz Gauge Pressure (BQP1) (PSIA)

MRPS 1 Quartz Gauge Pressure (BQP1)
0 (PSIA) 1

MRPS 1 Quartz Gauge Pressure (BQP1)
0 (PSIA) 10000

MRHY 1 Motor Speed (HMS1) (RPM)
0 8000

MRPS 1 Strain Gauge Pressure (BSG1) (PSIG)

MRPS 1 Strain Gauge Pressure (BSG1)
0 (PSIG) 10

MRPS 1 Resistivity Cell Temperature (B1TR)

MRPS 1 Resistivity Cell Temperature

100	(DEGC)	150

Cell Temperature (B1TR) (DEGC)

MRPS 1 Quartz Gauge Temperature (BQT1)

100	(DEGC)	150

PIP SUMMARY

Time Mark Every 60 S

Parameters

DLIS Name	Description	Value	
	MRPS_1: Single Probe Module (MRPS) 1		
QGCA	Quartz Gauge Pressure Correction Applied	DYCO	
QGDA	Quartz Gauge Deviation Angle	0	DEG
QGFD	Quartz Gauge Flow Line Density	1	G/C3
	LFA: Live Fluid Analyzer		
PDCO	Probe Depth Correction Offset	0	M
	MRPC: Power Cartridge		
PDCO	Probe Depth Correction Offset	0	M
	System and Miscellaneous		
PP	Playback Processing	NORMAL	

Format: MRPS_1_SGQG_Station Vertical Scale: 1" per 60S Graphics File Created: 28−Nov−2004 05:36

OP System Version: 12C0−301

MCM

MRPS_1	12C0−301	MRHY_1	12C0−301
MRPO_UD	12C0−301	LFA	12C0−301
MRMS_1	12C0−301	MRMS_2	12C0−301
MRPC	12C0−301	SGT−L	12C0−301
TCC−BF	12C0−301		

Input DLIS Files

26−Nov−2004 10:55

Output DLIS Files

DEFAULT	MDT_OFA_195PTP	FN:279	PRODUCER	28−Nov−2004 05:36

Schlumberger

Pretest @ 3390.0 mMD

MAXIS Field Log

File 106 Depth, M: 3389.95 Volumetric Limited draw−down − Large−Diameter probe

Mud Pressure before test, PSIA:	5410.02
Mud Pressure after test, PSIA:	5409.99
Last build−up pressure, PSIA:	4926.81
Draw−down mobility, md/cp:	0.4

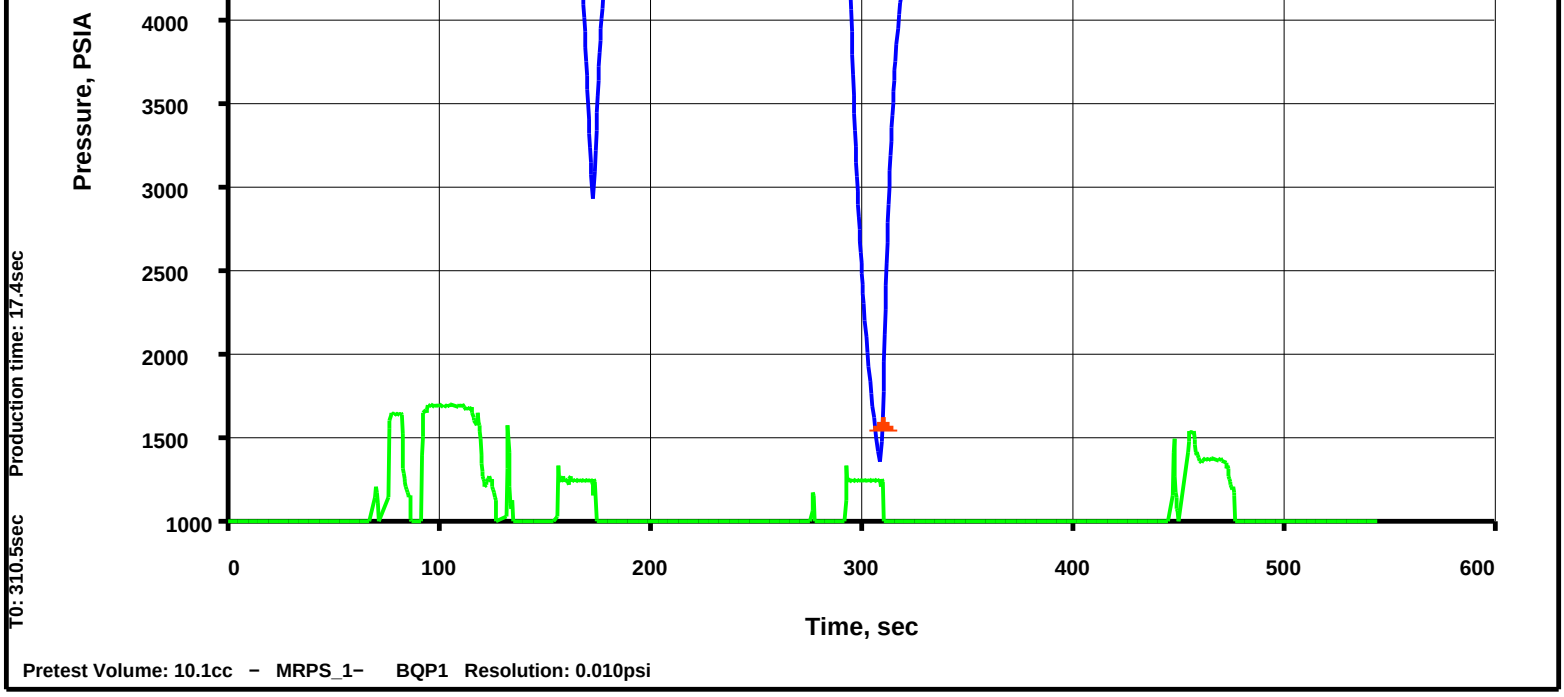

Input DLIS Files

26–Nov–2004 11:05

Output DLIS Files

DEFAULT	MDT_OFA_196PTP	FN:280	PRODUCER	28–Nov–2004 05:38	3389.9 M	1.4 M

Elapsed Time (s)	Event Summary
450.3	Retract Single Probe Module (MRPS) 1
287.7	Vert Pretest 10.1 cc @ 40 C3/M Single Probe Module (MRPS) 1
151.5	Vert Pretest 9.9 cc @ 40 C3/M Single Probe Module (MRPS) 1
87.3	Probe Set @ 3389.9 M Single Probe Module (MRPS) 1

PIP SUMMARY

Time Mark Every 60 S

MRPS 1 Quartz Gauge Temperature (BQT1)
100 (DEGC) 150

MRPS 1 Resistivity Cell Temperature (B1TR)
100 (DEGC) 150

MRPS 1 Resistivity Cell Temperature (B1TR) (DEGC)

MRPS 1 Quartz Gauge Pressure (BQP1)
0 (PSIA) 10000

MRHY 1 Motor Speed (HMS1) (RPM)
0 8000

MRPS 1 Strain Gauge Pressure (BSG1) (PSIG)

MRPS 1 Strain Gauge Pressure (BSG1)
0 (PSIG) 10000

MRPS 1 Strain Gauge Pressure (BSG1)
0 (PSIG) 10

MRPS 1 Strain Gauge Pressure (BSG1)
0 (PSIG) 10000

Elapsed Time (ETIM) (S)
00:09:18

MRPOUD Solenoid 3 Status (POUDS3)
0 (---- 30

5396.0

MRPS 1 Quartz Gauge Pressure (BQP1) (PSIA)
5409.99

MRPS 1 Quartz Gauge Pressure (BQP1)
0 (PSIA) 1

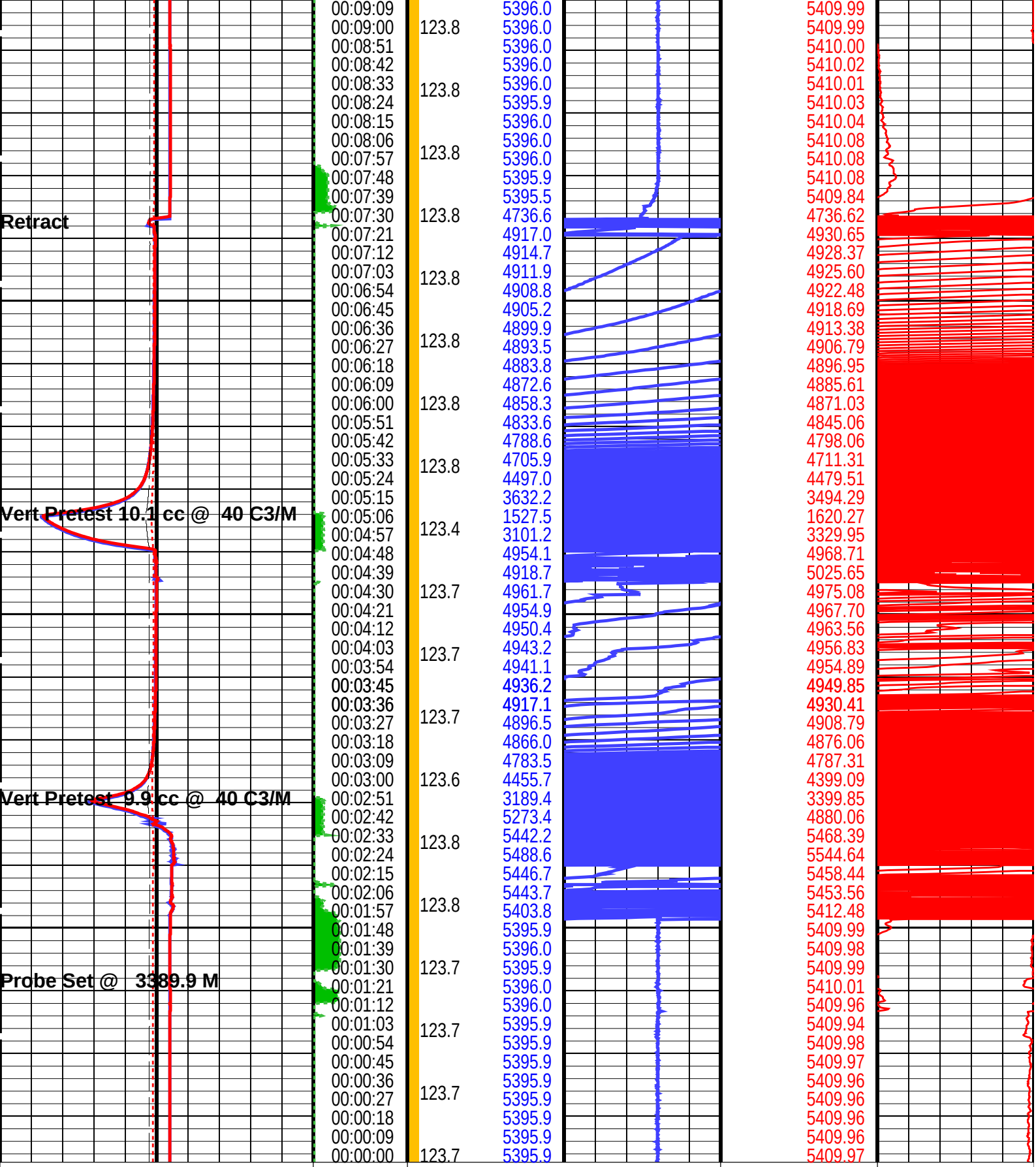

Elapsed Time (ETIM) (S)		MRPOUD Solenoid 3 Status (POUDS3)	MRPS 1 Strain Gauge Pressure (BSG1)	MRPS 1 Quartz Gauge Pressure (BQP1) (PSIA)	MRPS 1 Quartz Gauge Pressure (BQP1)
00:09:09			5396.0	5409.99	
00:09:00	123.8		5396.0	5409.99	
00:08:51			5396.0	5410.00	
00:08:42			5396.0	5410.02	
00:08:33	123.8		5396.0	5410.01	
00:08:24			5395.9	5410.03	
00:08:15			5396.0	5410.04	
00:08:06			5396.0	5410.08	
00:07:57	123.8		5396.0	5410.08	
00:07:48			5395.9	5410.08	
00:07:39			5395.5	5409.84	
00:07:30	123.8		4736.6	4736.62	
00:07:21			4917.0	4930.65	
00:07:12			4914.7	4928.37	
00:07:03	123.8		4911.9	4925.60	
00:06:54			4908.8	4922.48	
00:06:45			4905.2	4918.69	
00:06:36	123.8		4899.9	4913.38	
00:06:27			4893.5	4906.79	
00:06:18			4883.8	4896.95	
00:06:09			4872.6	4885.61	
00:06:00	123.8		4858.3	4871.03	
00:05:51			4833.6	4845.06	
00:05:42			4788.6	4798.06	
00:05:33	123.8		4705.9	4711.31	
00:05:24			4497.0	4479.51	
00:05:15			3632.2	3494.29	
00:05:06	123.4		1527.5	1620.27	
00:04:57			3101.2	3329.95	
00:04:48			4954.1	4968.71	
00:04:39			4918.7	5025.65	
00:04:30	123.7		4961.7	4975.08	
00:04:21			4954.9	4967.70	
00:04:12			4950.4	4963.56	
00:04:03	123.7		4943.2	4956.83	
00:03:54			4941.1	4954.89	
00:03:45			4936.2	4949.85	
00:03:36			4917.1	4930.41	
00:03:27	123.7		4896.5	4908.79	
00:03:18			4866.0	4876.06	
00:03:09			4783.5	4787.31	
00:03:00	123.6		4455.7	4399.09	
00:02:51			3189.4	3399.85	
00:02:42			5273.4	4880.06	
00:02:33	123.8		5442.2	5468.39	
00:02:24			5488.6	5544.64	
00:02:15			5446.7	5458.44	
00:02:06			5443.7	5453.56	
00:01:57	123.8		5403.8	5412.48	
00:01:48			5395.9	5409.99	
00:01:39			5396.0	5409.98	
00:01:30	123.7		5395.9	5409.99	
00:01:21			5396.0	5410.01	
00:01:12			5396.0	5409.96	
00:01:03	123.7		5395.9	5409.94	
00:00:54			5395.9	5409.98	
00:00:45			5395.9	5409.97	
00:00:36			5395.9	5409.96	
00:00:27	123.7		5395.9	5409.96	
00:00:18			5395.9	5409.96	
00:00:09			5395.9	5409.96	
00:00:00	123.7		5395.9	5409.97	

MRPS 1 Strain Gauge Pressure (BSG1)
0 (PSIG) 10000

MRPOUD Solenoid 3 Status (POUDS3)
0 (---- 30

MRPS 1 Quartz Gauge Pressure (BQP1)
0 (PSIA) 1

MRPS 1 Quartz Gauge Pressure (BQP1)
0 (PSIA) 10000

MRHY 1 Motor Speed (HMS1) (RPM)
0 8000

MRPS 1 Strain Gauge Pressure (BSG1) (PSIG)

MRPS 1 Strain Gauge Pressure (BSG1)
0 (PSIG) 10

MRPS 1 Resistivity Cell Temperature (B1TR)
100 (DEGC) 150

MRPS 1 Quartz Gauge Temperature (BQT1)
100 (DEGC) 150

MRPS 1 Resistivity Cell Temperature (B1TR) (DEGC)

PIP SUMMARY

Time Mark Every 60 S

Parameters

DLIS Name	Description	Value	
	MRPS_1: Single Probe Module (MRPS) 1		
QGCA	Quartz Gauge Pressure Correction Applied	DYCO	
QGDA	Quartz Gauge Deviation Angle	0	DEG
QGFD	Quartz Gauge Flow Line Density	1	G/C3
	LFA: Live Fluid Analyzer		
PDCO	Probe Depth Correction Offset	0	M
	MRPC: Power Cartridge		
PDCO	Probe Depth Correction Offset	0	M
	System and Miscellaneous		
PP	Playback Processing	NORMAL	

Format: MRPS_1_SGQG_Station Vertical Scale: 1" per 60S Graphics File Created: 28−Nov−2004 05:38

OP System Version: 12C0−301

MCM

MRPS_1	12C0−301	MRHY_1	12C0−301
MRPO_UD	12C0−301	LFA	12C0−301
MRMS_1	12C0−301	MRMS_2	12C0−301
MRPC	12C0−301	SGT−L	12C0−301
TCC−BF	12C0−301		

Input DLIS Files

26−Nov−2004 11:05

Output DLIS Files

DEFAULT MDT_OFA_196PTP FN:280 PRODUCER 28−Nov−2004 05:38

Schlumberger

Pretest @ 3389.3 mMD

MAXIS Field Log

File 107 Depth, M: 3389.25 Lost Seal − Large−Diameter probe

Mud Pressure before test, PSIA: 5408.96
Mud Pressure after test, PSIA: 5408.93

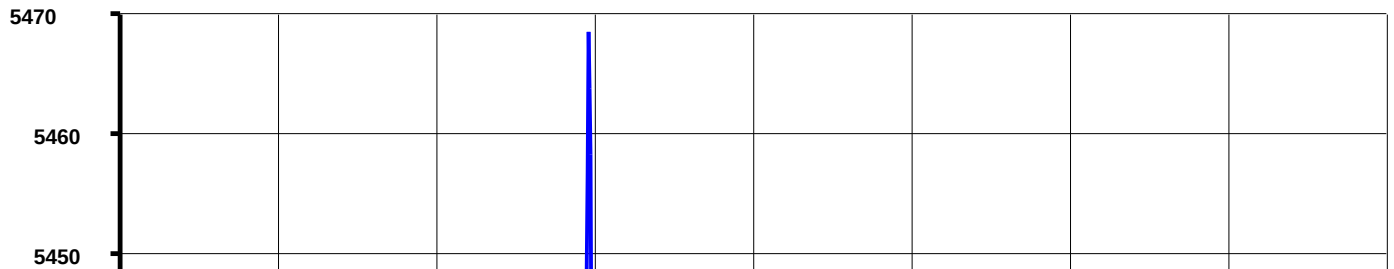

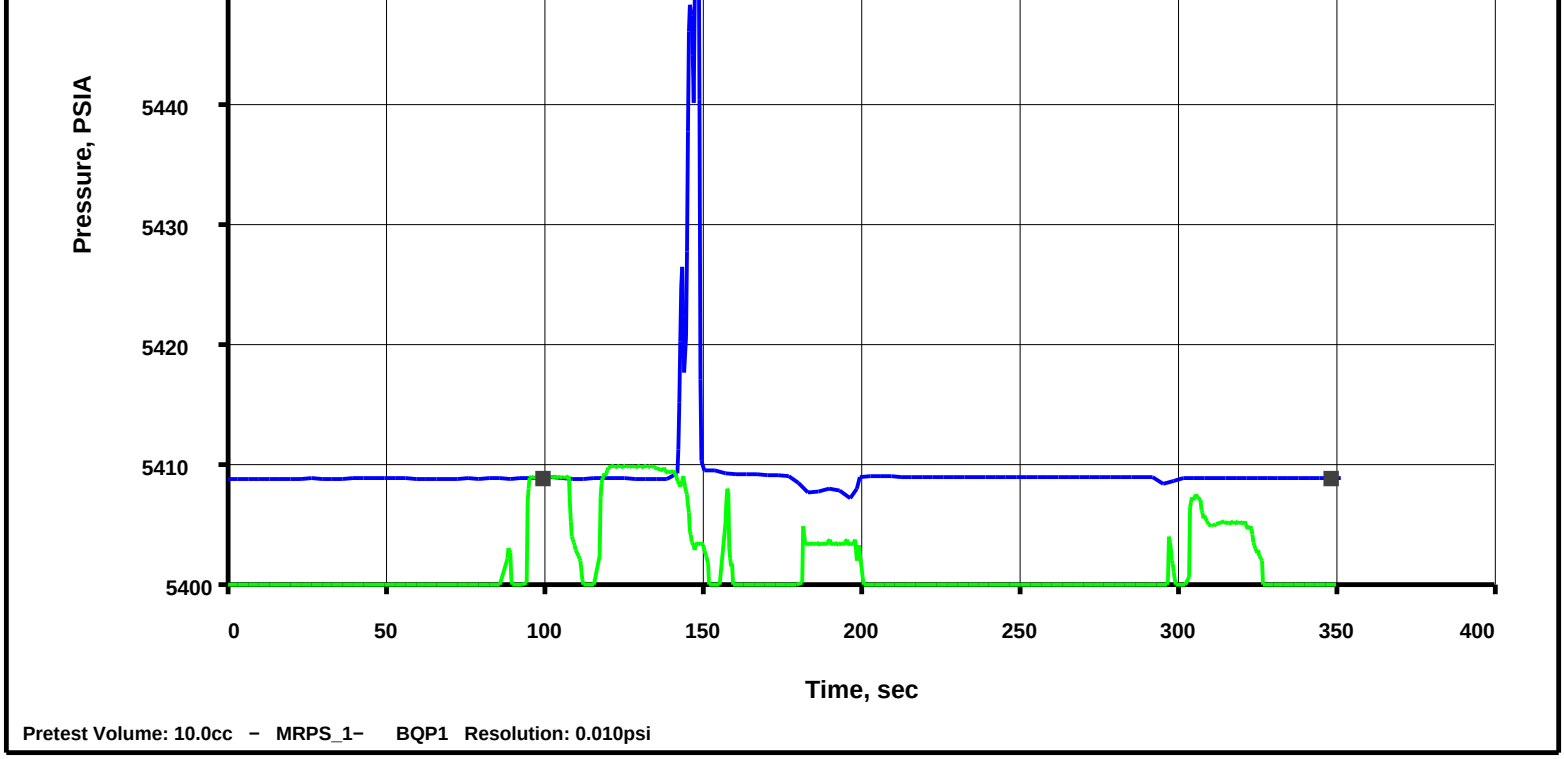

Pretest Volume: 10.0cc – MRPS_1– BQP1 Resolution: 0.010psi

Input DLIS Files

26–Nov–2004 11:16

Output DLIS Files

DEFAULT	MDT_OFA_197PTP	FN:281	PRODUCER	28–Nov–2004 05:40	3389.3 M	0.9 M

Elapsed Time (s)	Event Summary
299.4	Retract Single Probe Module (MRPS) 1
176.4	Vert Pretest 10.0 cc @ 40 C3/M Single Probe Module (MRPS) 1
112.8	Probe Set @ 3389.3 M Single Probe Module (MRPS) 1

PIP SUMMARY

Time Mark Every 60 S

MRPS 1 Quartz Gauge Temperature (BQT1)
100 (DEGC) 150

MRPS 1 Resistivity Cell Temperature (B1TR)
100 (DEGC) 150

MRPS 1 Resistivity Cell Temperature (B1TR) (DEGC)

MRPS 1 Quartz Gauge Pressure (BQP1)
0 (PSIA) 10000

MRHY 1 Motor Speed (HMS1) (RPM)
0 8000

MRPS 1 Strain Gauge Pressure (BSG1) (PSIG)

MRPS 1 Strain Gauge Pressure (BSG1)
0 (PSIG) 10

MRPS 1 Strain Gauge Pressure (BSG1)
0 (PSIG) 10000

Elapsed Time (ETIM) (S)
00:06:00

MRPOUD Solenoid 3 Status (POUDS3)
0 (---- 30

5294.0

MRPS 1 Quartz Gauge Pressure (BQP1) (PSIA)

5408.02

MRPS 1 Quartz Gauge Pressure (BQP1)
0 (PSIA) 1

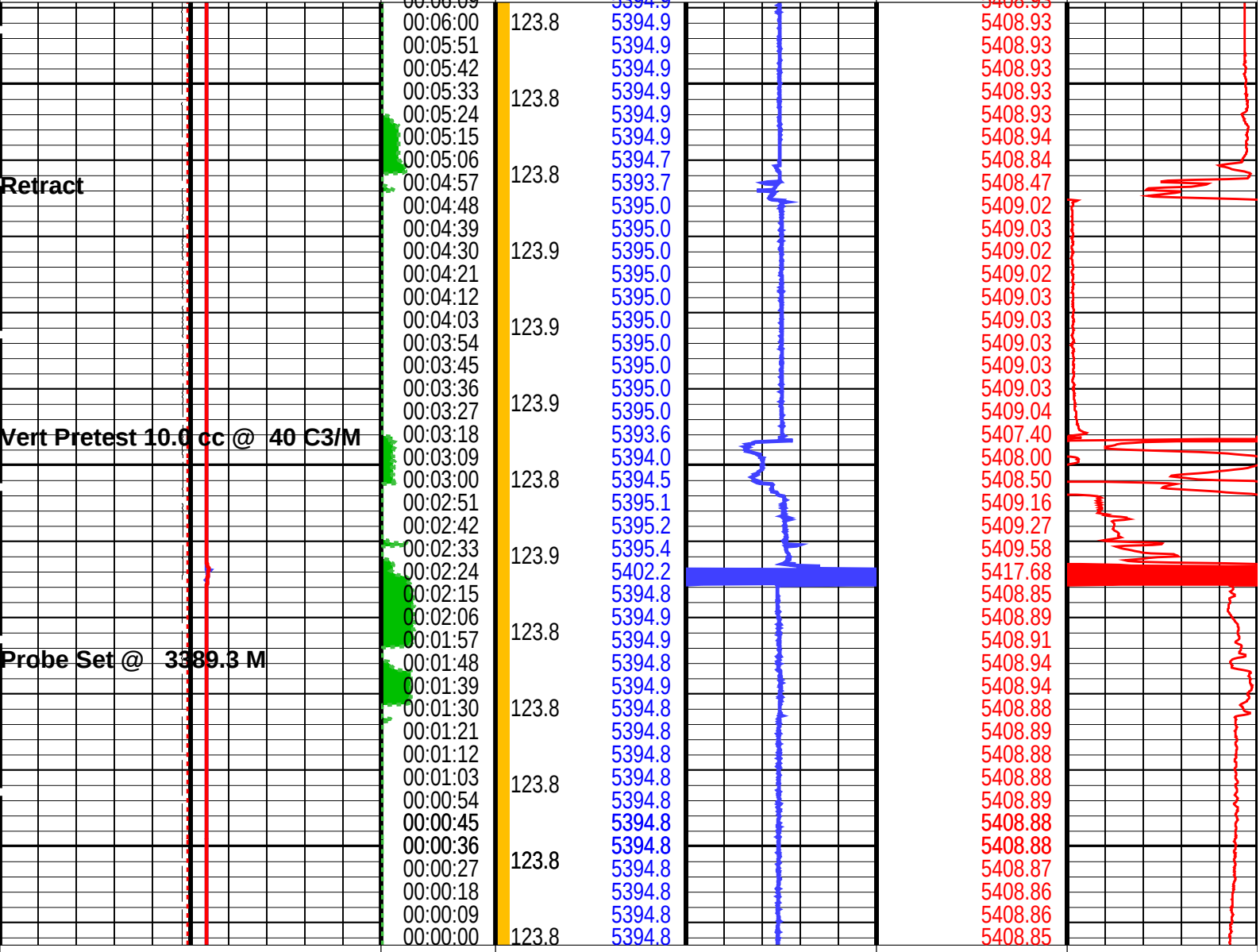

MRPS 1 Strain Gauge Pressure (BSG1)
0 (PSIG) 10000

Elapsed Time (ETIM) (S)

MRPOUD Solenoid 3 Status (POUDS3)
0 (---- 30

MRPS 1 Quartz Gauge Pressure (BQP1) (PSIA)

MRPS 1 Quartz Gauge Pressure (BQP1)
0 (PSIA) 1

MRPS 1 Quartz Gauge Pressure (BQP1)
0 (PSIA) 10000

MRHY 1 Motor Speed (HMS1) (RPM)
0 8000

MRPS 1 Strain Gauge Pressure (BSG1) (PSIG)

MRPS 1 Strain Gauge Pressure (BSG1)
0 (PSIG) 10

MRPS 1 Resistivity Cell Temperature (B1TR)
100 (DEGC) 150

MRPS 1 Resistivity Cell Temperature (B1TR) (DEGC)

MRPS 1 Quartz Gauge Temperature (BQT1)
100 (DEGC) 150

PIP SUMMARY

Time Mark Every 60 S

Parameters

DLIS Name	Description	Value	
	MRPS_1: Single Probe Module (MRPS) 1		
QGCA	Quartz Gauge Pressure Correction Applied	DYCO	
QGDA	Quartz Gauge Deviation Angle	0	DEG
QGFD	Quartz Gauge Flow Line Density	1	G/C3
	LFA: Live Fluid Analyzer		

PDCO	Probe Depth Correction Offset	0	M
MRPC: Power Cartridge			
PDCO	Probe Depth Correction Offset	0	M
System and Miscellaneous			
PP	Playback Processing	NORMAL	

Format: MRPS_1_SGQG_Station Vertical Scale: 1" per 60S Graphics File Created: 28−Nov−2004 05:40

OP System Version: 12C0−301

MCM

MRPS_1	12C0−301	MRHY_1	12C0−301
MRPO_UD	12C0−301	LFA	12C0−301
MRMS_1	12C0−301	MRMS_2	12C0−301
MRPC	12C0−301	SGT−L	12C0−301
TCC−BF	12C0−301		

Input DLIS Files

26−Nov−2004 11:16

Output DLIS Files

DEFAULT	MDT_OFA_197PTP	FN:281	PRODUCER	28−Nov−2004 05:40	

Schlumberger

Correlation Passes

MAXIS Field Log

Output DLIS Files

DEFAULT	MDT_OFA_068LUP	FN:91	PRODUCER	25−Nov−2004 23:15	3119.9 M	3049.2 M
RT_BACKUP	MDT_OFA_068LUP	FN:92	PRODUCER	25−Nov−2004 23:15	3119.9 M	3049.2 M

OP System Version: 12C0−301

MCM

MRPS_1	12C0−301	MRHY_1	12C0−301
MRPO_UD	12C0−301	LFA	12C0−301
MRMS_1	12C0−301	MRMS_2	12C0−301
MRPC	12C0−301	SGT−L	12C0−301
TCC−BF	12C0−301		

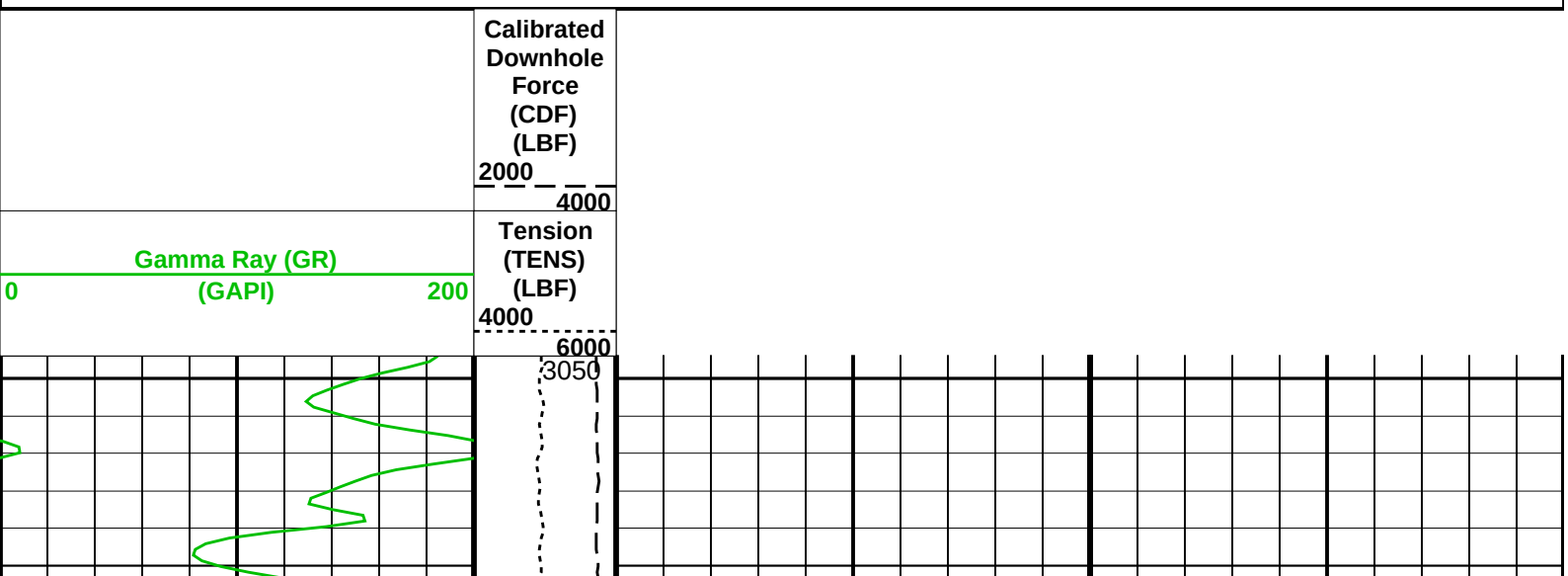

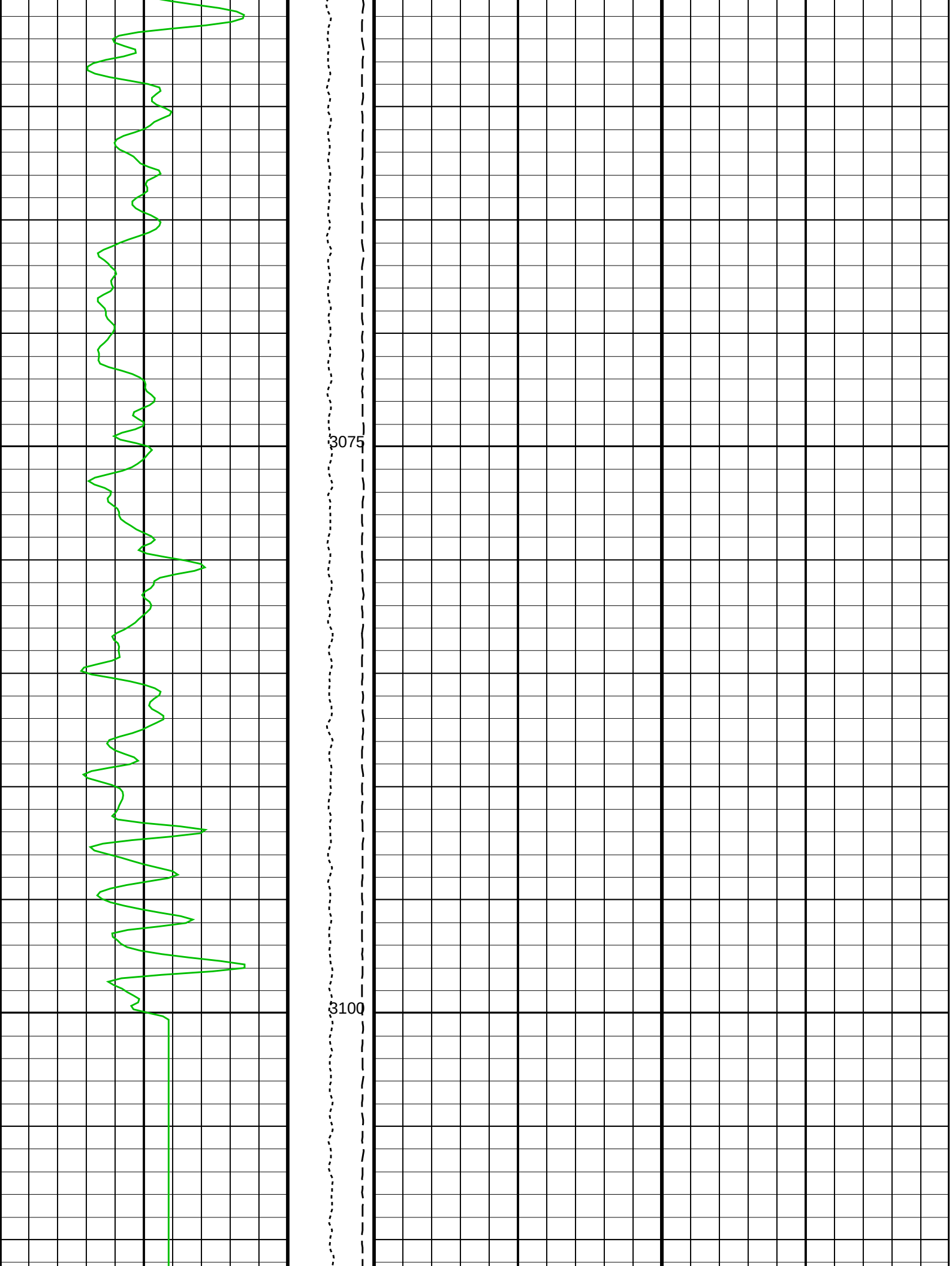
3075
3100

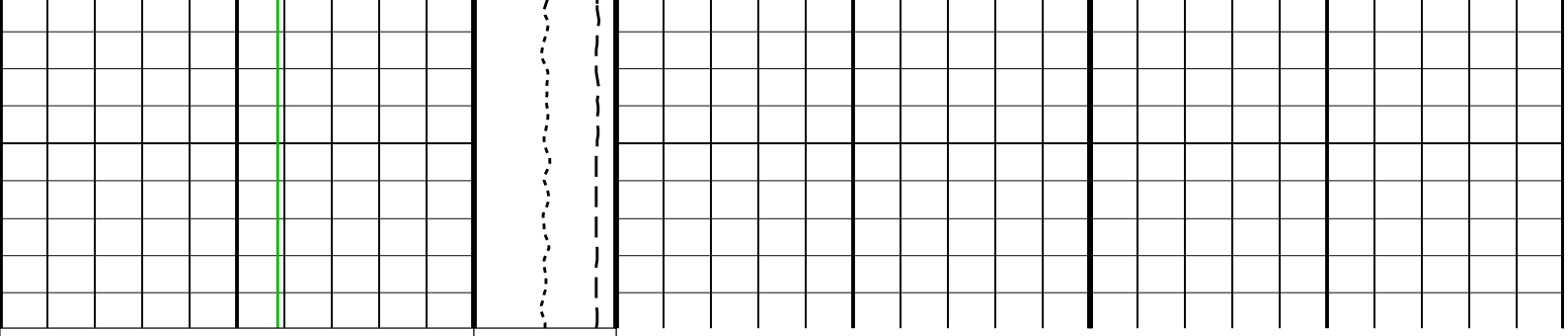

Gamma Ray (GR)	Tension (TENS)
0 (GAPI) 200	(LBF) 4000 6000
	Calibrated Downhole Force (CDF) (LBF) 2000 4000

Parameters

DLIS Name	Description	Value
	LFA: Live Fluid Analyzer	
PDCO	Probe Depth Correction Offset	0 M
	MRPC: Power Cartridge	
PDCO	Probe Depth Correction Offset	0 M

Format: CORRELATION Vertical Scale: 1:200 Graphics File Created: 25−Nov−2004 23:15

OP System Version: 12C0−301

MCM

MRPS_1	12C0−301	MRHY_1	12C0−301
MRPO_UD	12C0−301	LFA	12C0−301
MRMS_1	12C0−301	MRMS_2	12C0−301
MRPC	12C0−301	SGT−L	12C0−301
TCC−BF	12C0−301		

Output DLIS Files

DEFAULT	MDT_OFA_068LUP	FN:91	PRODUCER	25−Nov−2004 23:15		
RT_BACKUP	MDT_OFA_068LUP	FN:92	PRODUCER	25−Nov−2004 23:15		

Output DLIS Files

DEFAULT	MDT_OFA_078LUP	FN:109	PRODUCER	26−Nov−2004 05:00	3150.4 M	3095.1 M
RT_BACKUP	MDT_OFA_078LUP	FN:110	PRODUCER	26−Nov−2004 05:00	3150.4 M	3095.1 M

OP System Version: 12C0−301

MCM

MRPS_1	12C0−301	MRHY_1	12C0−301
MRPO_UD	12C0−301	LFA	12C0−301
MRMS_1	12C0−301	MRMS_2	12C0−301
MRPC	12C0−301	SGT−L	12C0−301
TCC−BF	12C0−301		

	Calibrated Downhole Force (CDF) (LBF) 2000 4000
	Tension

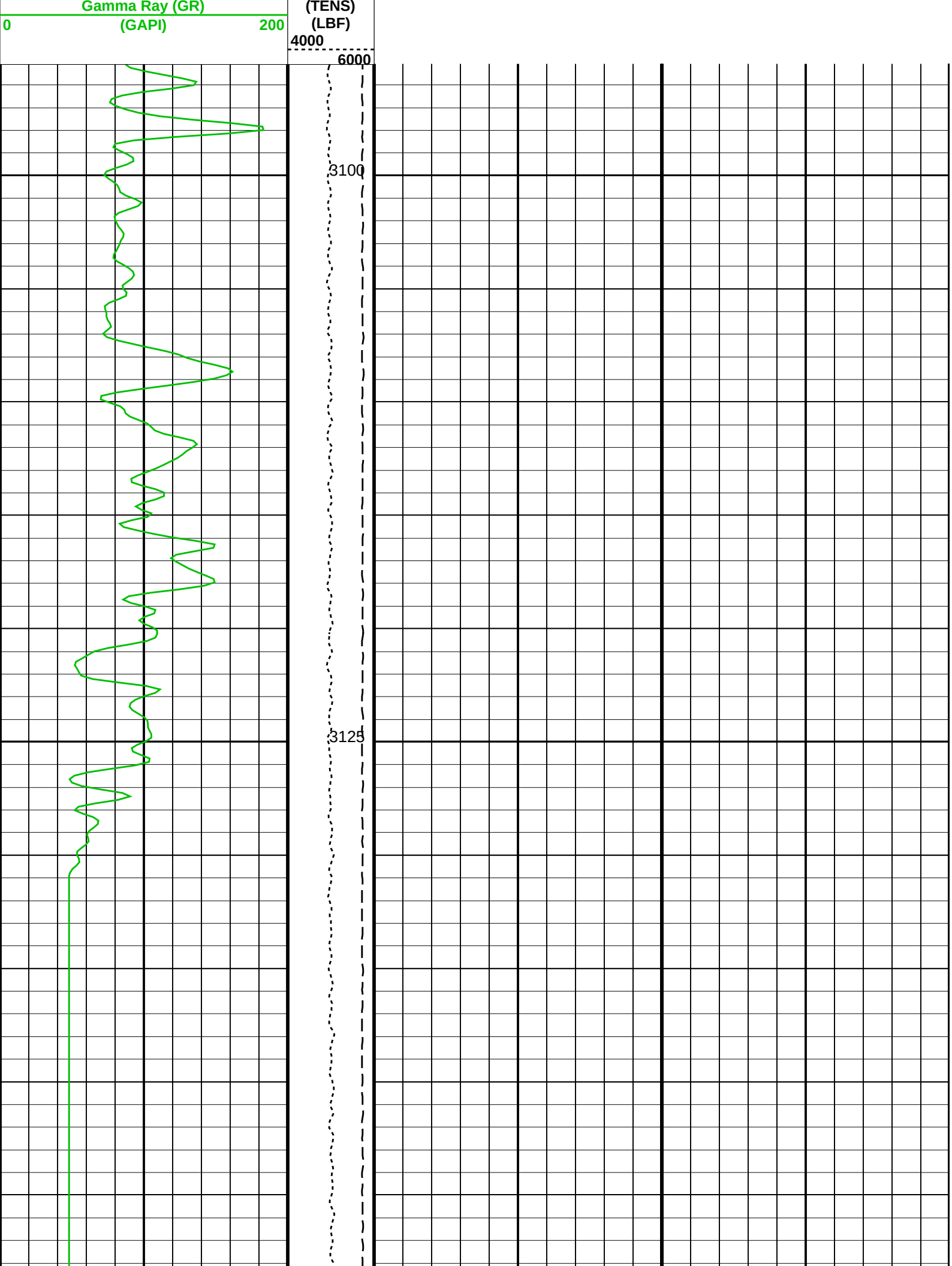
Gamma Ray (GR)
0
(GAPI)
200
(TENS)
(LBF)
4000
6000
3100
3125

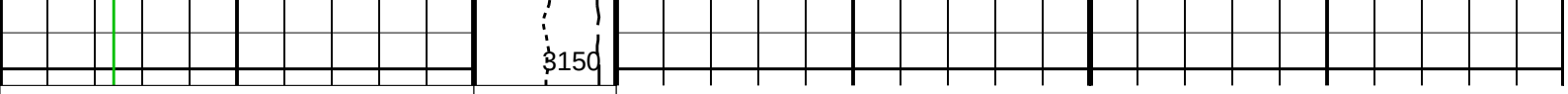

Gamma Ray (GR)
0 (GAPI) 200

Tension (TENS) (LBF)
4000
6000

Calibrated Downhole Force (CDF) (LBF)
2000
4000

Parameters

DLIS Name	Description	Value
	LFA: Live Fluid Analyzer	
PDCO	Probe Depth Correction Offset	0 M
	MRPC: Power Cartridge	
PDCO	Probe Depth Correction Offset	0 M

Format: CORRELATION Vertical Scale: 1:200 Graphics File Created: 26−Nov−2004 05:00

OP System Version: 12C0−301

MCM

MRPS_1	12C0−301	MRHY_1	12C0−301
MRPO_UD	12C0−301	LFA	12C0−301
MRMS_1	12C0−301	MRMS_2	12C0−301
MRPC	12C0−301	SGT−L	12C0−301
TCC−BF	12C0−301		

Output DLIS Files

DEFAULT	MDT_OFA_078LUP	FN:109	PRODUCER	26−Nov−2004 05:00		
RT_BACKUP	MDT_OFA_078LUP	FN:110	PRODUCER	26−Nov−2004 05:00		

Output DLIS Files

DEFAULT	MDT_OFA_090LUP	FN:133	PRODUCER	26−Nov−2004 07:29	3299.8 M	3227.2 M
RT_BACKUP	MDT_OFA_090LUP	FN:134	PRODUCER	26−Nov−2004 07:29	3299.8 M	3227.2 M

OP System Version: 12C0−301

MCM

MRPS_1	12C0−301	MRHY_1	12C0−301
MRPO_UD	12C0−301	LFA	12C0−301
MRMS_1	12C0−301	MRMS_2	12C0−301
MRPC	12C0−301	SGT−L	12C0−301
TCC−BF	12C0−301		

Calibrated Downhole Force (CDF) (LBF)
2000
4000

Gamma Ray (GR)
0 (GAPI) 200

Tension (TENS) (LBF)
4000
6000

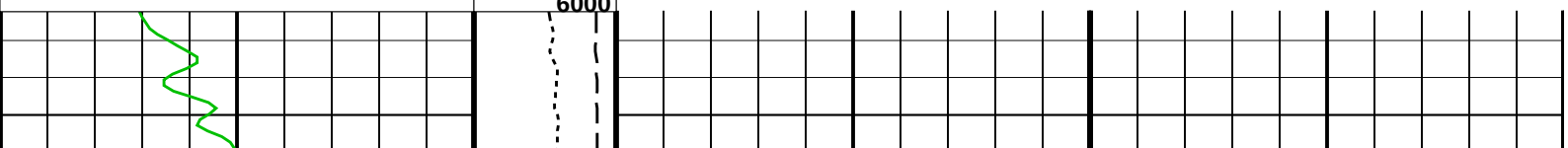

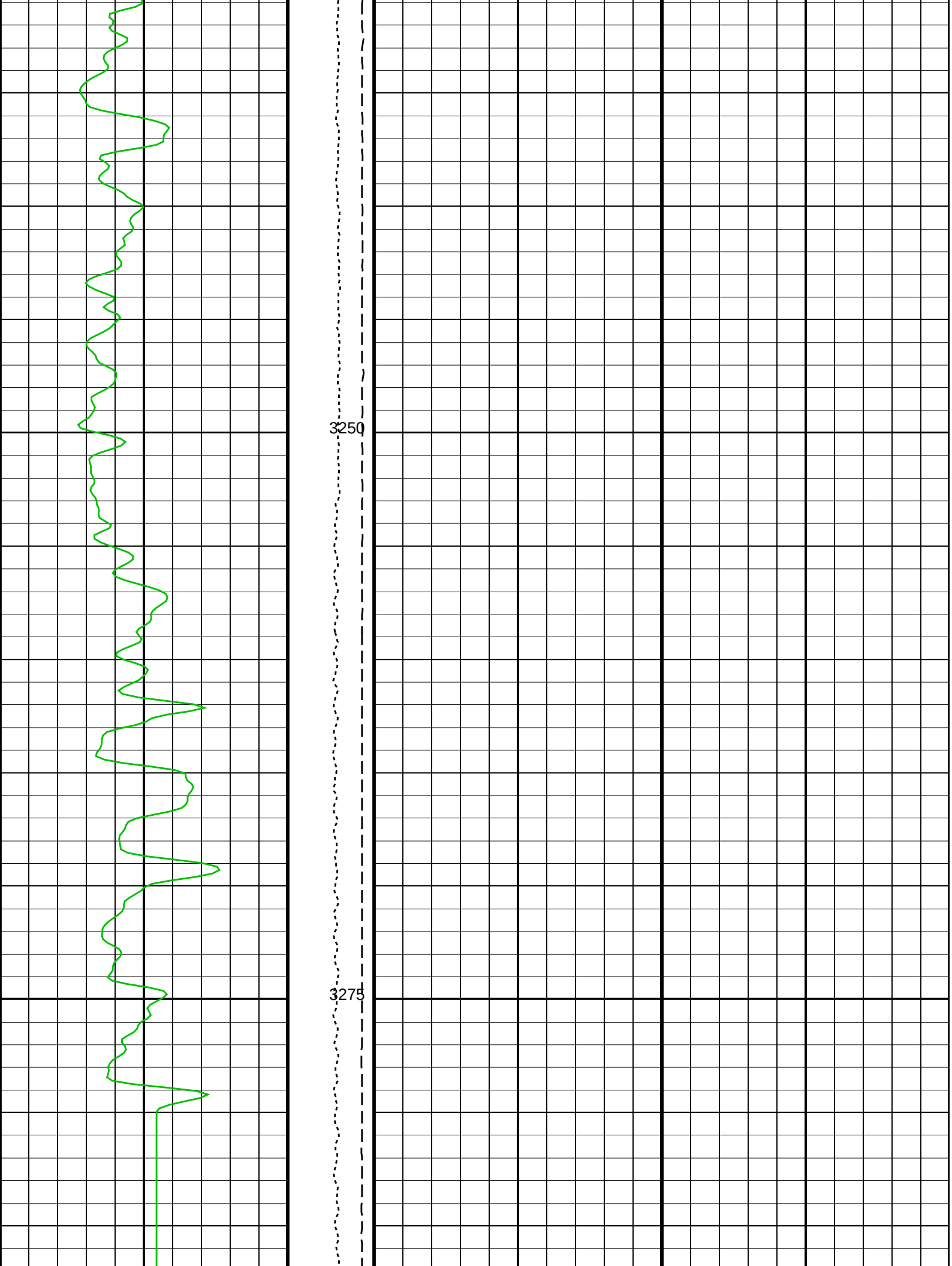
3250
3275

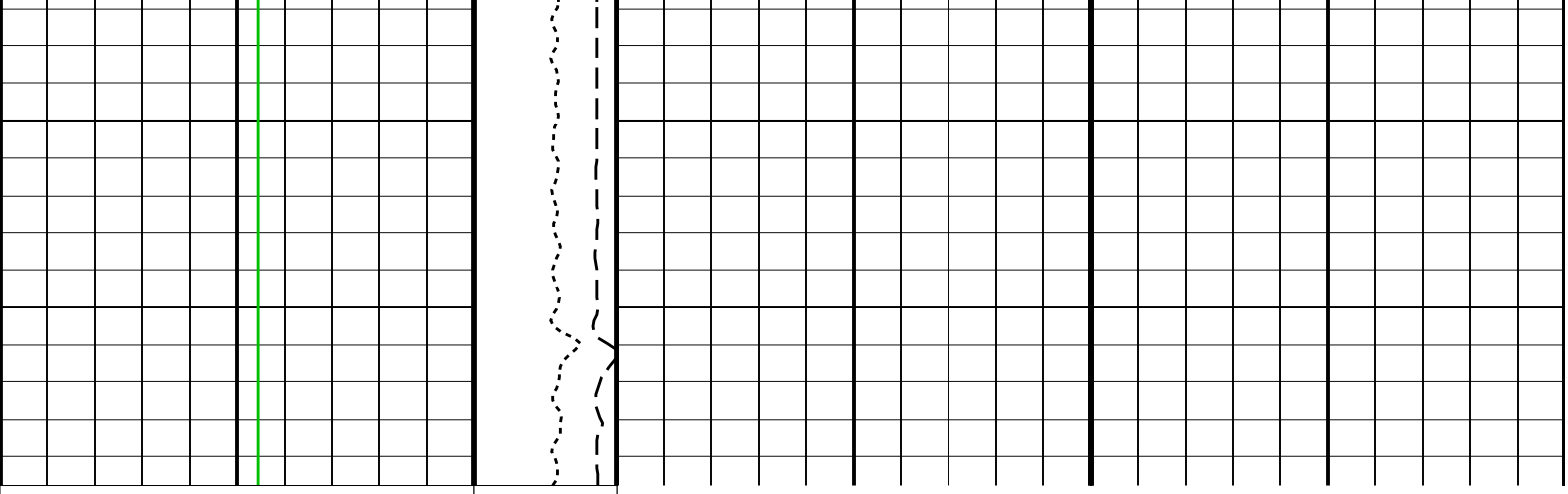

Gamma Ray (GR)	Tension (TENS) (LBF)
0 (GAPI) 200	4000 6000
	Calibrated Downhole Force (CDF) (LBF)
	2000 4000

Parameters

DLIS Name	Description	Value
	LFA: Live Fluid Analyzer	
PDCO	Probe Depth Correction Offset	0 M
	MRPC: Power Cartridge	
PDCO	Probe Depth Correction Offset	0 M

Format: CORRELATION Vertical Scale: 1:200 Graphics File Created: 26−Nov−2004 07:29

OP System Version: 12C0−301

MCM

MRPS_1	12C0−301	MRHY_1	12C0−301
MRPO_UD	12C0−301	LFA	12C0−301
MRMS_1	12C0−301	MRMS_2	12C0−301
MRPC	12C0−301	SGT−L	12C0−301
TCC−BF	12C0−301		

Output DLIS Files

DEFAULT	MDT_OFA_090LUP	FN:133	PRODUCER	26−Nov−2004 07:29
RT_BACKUP	MDT_OFA_090LUP	FN:134	PRODUCER	26−Nov−2004 07:29

Output DLIS Files

DEFAULT	MDT_OFA_096LUP	FN:145	PRODUCER	26−Nov−2004 08:36
RT_BACKUP	MDT_OFA_096LUP	FN:146	PRODUCER	26−Nov−2004 08:35

OP System Version: 12C0−301

MCM

MRPS_1	12C0−301	MRHY_1	12C0−301
MRPO_UD	12C0−301	LFA	12C0−301
MRMS_1	12C0−301	MRMS_2	12C0−301
MRPC	12C0−301	SGT−L	12C0−301
TCC−BF	12C0−301		

	Calibrated Downhole Force

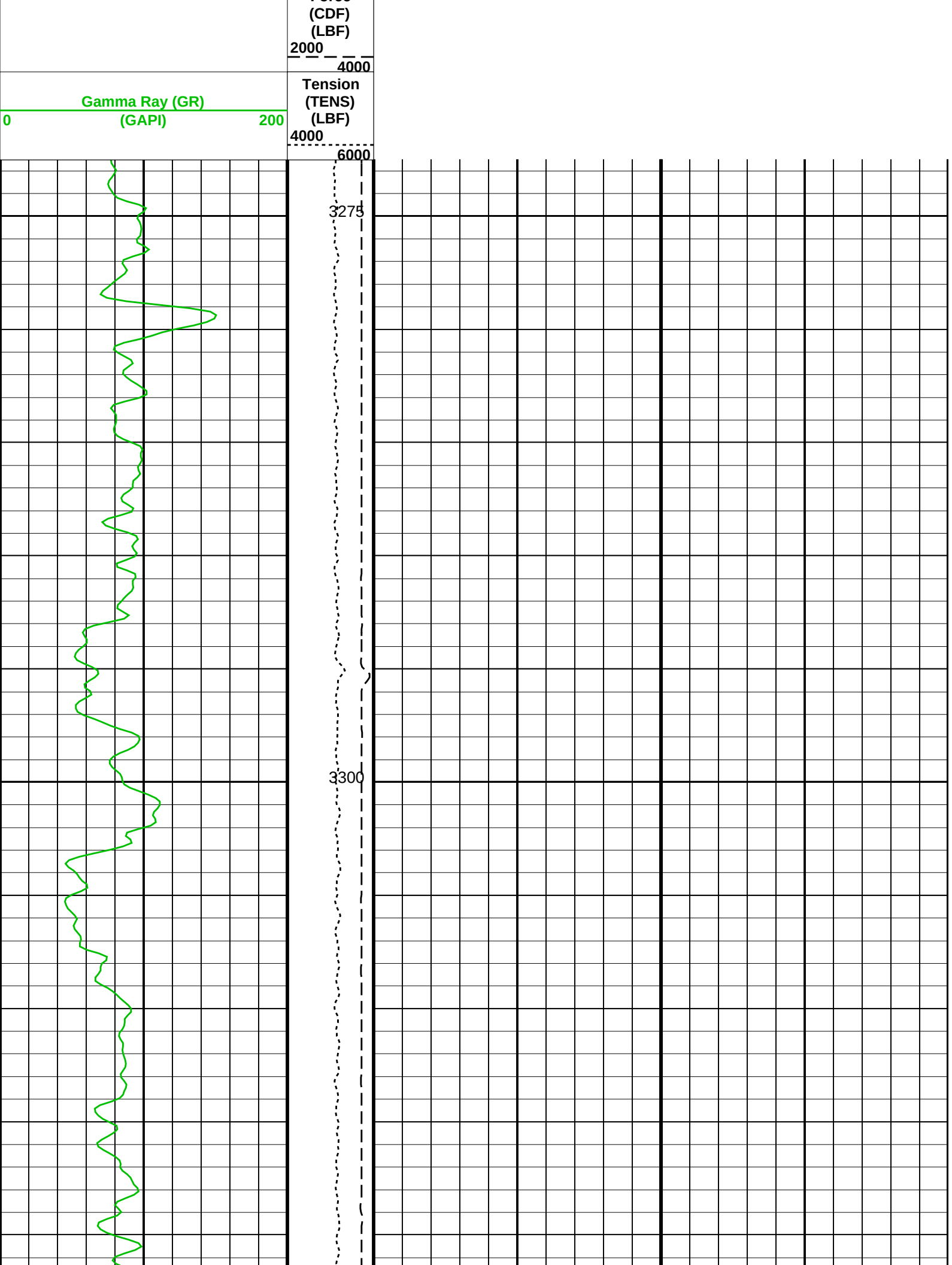
(CDF)
(LBF)
2000
4000
Gamma Ray (GR)
0
(GAPI)
200
Tension
(TENS)
(LBF)
4000
6000
3275
3300

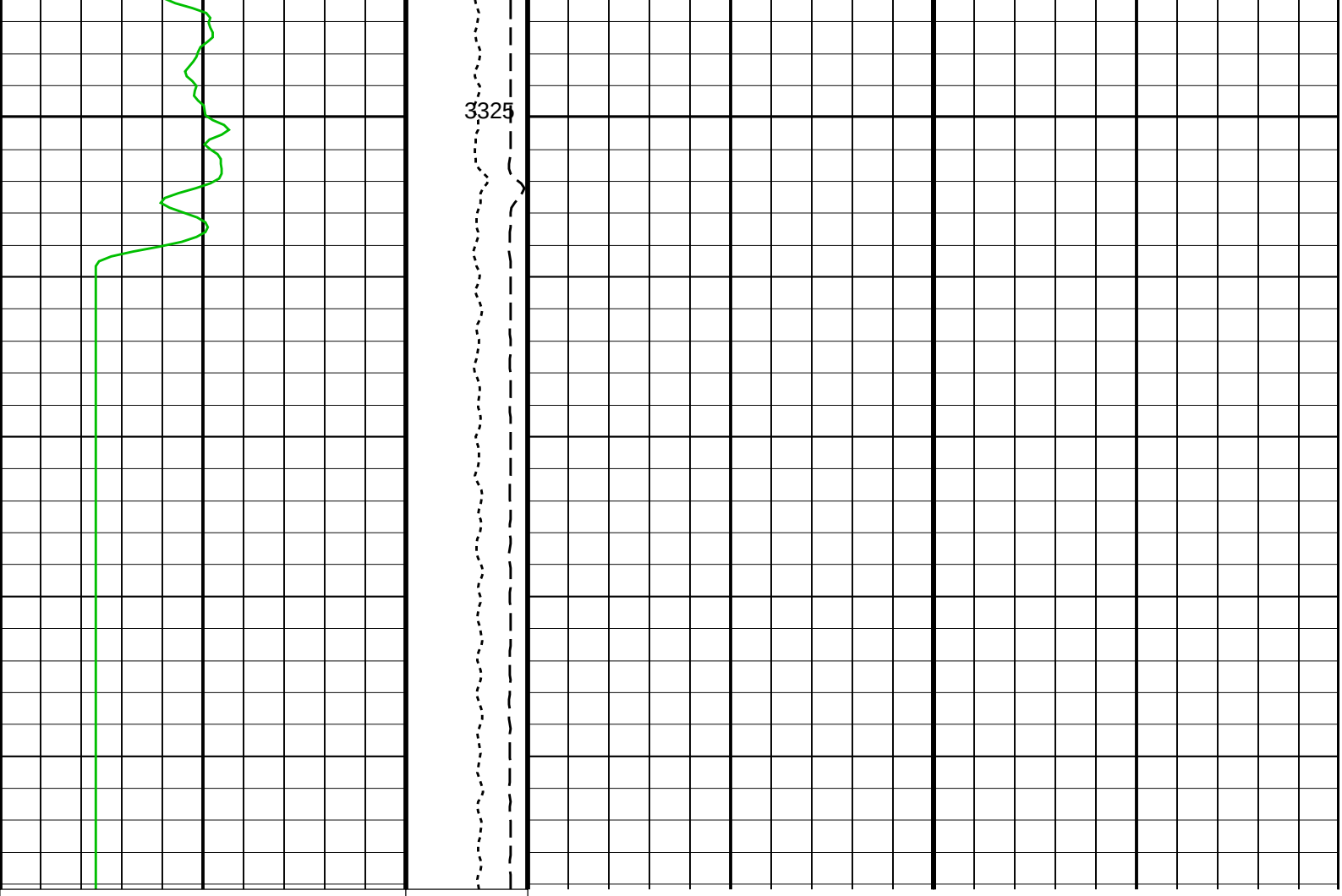

Gamma Ray (GR)	Tension (TENS)	Calibrated Downhole Force (CDF)
0 (GAPI) 200	4000 (LBF) 6000	2000 (LBF) 4000

Parameters

DLIS Name	Description	Value
	LFA: Live Fluid Analyzer	
PDCO	Probe Depth Correction Offset	0 M
	MRPC: Power Cartridge	
PDCO	Probe Depth Correction Offset	0 M

Format: CORRELATION Vertical Scale: 1:200 Graphics File Created: 26−Nov−2004 08:36

OP System Version: 12C0−301

MCM

MRPS_1	12C0−301	MRHY_1	12C0−301
MRPO_UD	12C0−301	LFA	12C0−301
MRMS_1	12C0−301	MRMS_2	12C0−301
MRPC	12C0−301	SGT−L	12C0−301
TCC−BF	12C0−301		

Output DLIS Files

DEFAULT	MDT_OFA_096LUP	FN:145	PRODUCER	26−Nov−2004 08:36
RT_BACKUP	MDT_OFA_096LUP	FN:146	PRODUCER	26−Nov−2004 08:35

Schlumberger

Quartz Gauge
Master Calibration Summary

MAXIS Field Log

MASTER CALIBRATION SUMMARY: **Quartz Gauge (Single Probe Module 1)**

Calibration Pressure Unit:	**PSIA**
Calibration Temperature Unit:	**DEGC**
Sensor Comment:	**:**
Sensor Serial Number:	**2868**
Sensor Calibration Date (DDMMYY):	**060104**
Pressure Model:	**P=F(Fc,Fb)**
Pressure Matrix:	**66**
Pressure CRC:	**4477**
Temperature Model:	**T=F(Fb,Fc)**
Temperature Matrix:	**66**
Temperature CRC:	**85E9**
Clock Comment:	**:**
Clock Serial Number:	**049**
Clock Calibration Date (DDMMYY):	**251103**
Clock Model:	**Fclk=F(Fb'−Fc')**
Clock Matrix:	**16**
Clock CRC:	**A394**
Fc Offset:	**+.514400000000E+07 Hz**
Fb Offset:	**+.558800000000E+07 Hz**
R Offset:	**+.470000000000E+06 Hz**

Pressure Coefficients

	Fb**0	Fb**1	Fb**2	Fb**3
Fc**0	+.677296534271E+0	+.124674982754E−0	−.440169854083E−0	−.841852809330E−1
Fc**1	−.108020085267E+0	−.129835752968E−0	−.969852129729E−1	+.575879848719E−1
Fc**2	+.106423972625E−0	+.433378200239E−1	−.425603196975E−1	−.331497220608E−1
Fc**3	+.714117289993E−1	+.252132640446E−1	−.153136050587E−1	−.627098750851E−2
Fc**4	−.322219626704E−1	−.181136298408E−1	+.302872894358E−2	+.180446750942E−2
Fc**5	−.593466351653E−1	−.357541808273E−2	+.329306211897E−2	+.100617708127E−2

	Fb**4	Fb**5
Fc**0	−.167772634911E−1	−.353046680472E−1
Fc**1	+.782845758163E−2	−.191706150742E−2
Fc**2	+.102253839328E−2	+.370583801501E−2
Fc**3	+.801698930813E−2	+.306128341768E−3

Fc**4	−.225563537833E−3	−.124265203070E−3
Fc**5	−.184340941228E−3	−.511020505121E−3

Temperature Coefficients

	Fc**0	Fc**1	Fc**2	Fc**3
Fb**0	+.109202851397E+0	−.361229038457E−0	+.664203884364E−0	+.266237888261E−1
Fb**1	−.606498150979E−0	+.174208521556E−0	+.125050837682E−1	−.381721873503E−1
Fb**2	−.321616500951E−0	+.314694166112E−1	−.273805938750E−1	−.145447035364E−2
Fb**3	−.291332283201E−1	+.363185332989E−1	+.416751187428E−2	+.138487459115E−2
Fb**4	−.391131394253E−1	+.333196845124E−2	+.241216821728E−2	−.128183511379E−3
Fb**5	−.669830173412E−2	+.265157337643E−2	−.108999417840E−3	−.843284718889E−3

	Fc**4	Fc**5
Fb**0	−.536158306031E−1	−.139733882680E−2
Fb**1	+.975624741371E−2	+.154133161261E−2
Fb**2	+.137684850664E−2	+.525570802189E−2
Fb**3	−.749746000012E−2	−.298012263525E−3
Fb**4	−.781094392232E−3	−.251294413382E−3
Fb**5	−.127810712038E−3	+.138261068752E−4

Clock Coefficients

F’b/F’c**0	+.517506031272E+0
F’b/F’c**1	+.238622906662E−0
F’b/F’c**2	+.681125154221E−0
F’b/F’c**3	−.656120184170E−1
F’b/F’c**4	−.495354930017E−1
F’b/F’c**5	+.532464911564E−2

Schlumberger

Strain Gauge
Master Calibration Summary

MAXIS Field Log

Vert Strain Gauge (Single Probe Module 1)

Serial Number: 289962

Range: 10K
Calibration Date: 06/30/04
Mean Quadratic Deviation: 0.3574
Offset: 0.0000 PSI
Calibration Pressure Unit: PSIG
Calibration Temperature Unit: DEGC

	G	H	I	J
0	−3.882052e+002	1.005610e+000	1.246280e−007	−3.039506e−011
1	−9.826519e−002	−6.643376e−005	−1.021030e−008	4.789990e−013
2	1.291585e−004	5.961376e−007	5.832870e−011	−2.450718e−015
3	1.361941e−006	−2.054750e−009	−5.490814e−014	0.000000e+000

Schlumberger

Calibrations

MAXIS Field Log

Calibration and Check Summary

Measurement	Nominal	Master	Before	After	Change	Limit	Units
Live Fluid Analyzer Wellsite Calibration − Spectrometer Channels							
Master: 20−Nov−2004 17:30 Before: 25−Nov−2004 14:02							
Dark Mode − 0	0.02500	0.02501	0.02488	N/A	N/A	N/A	V
Dark Mode − 1	0.02500	0.02517	0.02527	N/A	N/A	N/A	V
Dark Mode − 2	0.02500	0.02525	0.02544	N/A	N/A	N/A	V
Dark Mode − 3	0.02500	0.02499	0.02508	N/A	N/A	N/A	V
Dark Mode − 4	0.02500	0.02529	0.02548	N/A	N/A	N/A	V
Dark Mode − 5	0.02500	0.02503	0.02507	N/A	N/A	N/A	V
Dark Mode − 6	0.02500	0.02513	0.02502	N/A	N/A	N/A	V
Dark Mode − 7	0.02500	0.02524	0.02527	N/A	N/A	N/A	V
Dark Mode − 8	0.02500	0.02507	0.02514	N/A	N/A	N/A	V
Dark Mode − 9	0.02500	0.02514	0.02515	N/A	N/A	N/A	V
Source Mode − 0	0	0.8589	0.8624	N/A	N/A	N/A	V
Source Mode − 1	0	0.9993	1.034	N/A	N/A	N/A	V
Source Mode − 2	0	0.9312	0.9569	N/A	N/A	N/A	V
Source Mode − 3	0	0.7490	0.7587	N/A	N/A	N/A	V
Source Mode − 4	0	0.9352	0.9514	N/A	N/A	N/A	V
Source Mode − 5	0	0.7772	0.7898	N/A	N/A	N/A	V
Source Mode − 6	0	0.8551	0.8674	N/A	N/A	N/A	V
Source Mode − 7	0	1.070	1.078	N/A	N/A	N/A	V
Source Mode − 8	0	0.7661	0.7630	N/A	N/A	N/A	V
Source Mode − 9	0	1.479	1.469	N/A	N/A	N/A	V
Live Fluid Analyzer Wellsite Calibration − Gas Detector Channels							
Master: 20−Nov−2004 17:30 Before: 25−Nov−2004 14:02							
Dark Mode − 0	0.02500	0.02508	0.02509	N/A	N/A	N/A	V
Dark Mode − 1	0.02500	0.02489	0.02482	N/A	N/A	N/A	V
Dark Mode − 2	0.02500	0.02517	0.02518	N/A	N/A	N/A	V
Dark Mode − 3	0.02500	0.02515	0.02514	N/A	N/A	N/A	V
Dark Mode − 4	0.02500	0.02513	0.02511	N/A	N/A	N/A	V
Dark Mode − 5	0.02500	0.02498	0.02505	N/A	N/A	N/A	V
Live Fluid Analyzer Wellsite Calibration − Gas Detector Source Intensity							
Master: 20−Nov−2004 17:30 Before: 25−Nov−2004 14:02							
Source Intensity Dark Mode	0.02600	0.02753	0.02756	N/A	N/A	N/A	V

Source Intensity Source Mode	0.2500	0.2867	0.2769	N/A	N/A	N/A	V

Live Fluid Analyzer Master Calibration − Spectrometer
Master: 20−Nov−2004 17:30

Dry Dark Mode − 0	0.02500	0.02501	−−	−−	−−	−−	V
Dry Dark Mode − 1	0.02500	0.02517	−−	−−	−−	−−	V
Dry Dark Mode − 2	0.02500	0.02525	−−	−−	−−	−−	V
Dry Dark Mode − 3	0.02500	0.02499	−−	−−	−−	−−	V
Dry Dark Mode − 4	0.02500	0.02529	−−	−−	−−	−−	V
Dry Dark Mode − 5	0.02500	0.02503	−−	−−	−−	−−	V
Dry Dark Mode − 6	0.02500	0.02513	−−	−−	−−	−−	V
Dry Dark Mode − 7	0.02500	0.02524	−−	−−	−−	−−	V
Dry Dark Mode − 8	0.02500	0.02507	−−	−−	−−	−−	V
Dry Dark Mode − 9	0.02500	0.02514	−−	−−	−−	−−	V
Dry Source Mode − 0	0	0.8589	−−	−−	−−	−−	V
Dry Source Mode − 1	0	0.9993	−−	−−	−−	−−	V
Dry Source Mode − 2	0	0.9312	−−	−−	−−	−−	V
Dry Source Mode − 3	0	0.7490	−−	−−	−−	−−	V
Dry Source Mode − 4	0	0.9352	−−	−−	−−	−−	V
Dry Source Mode − 5	0	0.7772	−−	−−	−−	−−	V
Dry Source Mode − 6	0	0.8551	−−	−−	−−	−−	V
Dry Source Mode − 7	0	1.070	−−	−−	−−	−−	V
Dry Source Mode − 8	0	0.7661	−−	−−	−−	−−	V
Dry Source Mode − 9	0	1.479	−−	−−	−−	−−	V
Dry Measure Mode − 0	0	2.180	−−	−−	−−	−−	V
Dry Measure Mode − 1	0	2.118	−−	−−	−−	−−	V
Dry Measure Mode − 2	0	2.071	−−	−−	−−	−−	V
Dry Measure Mode − 3	0	1.966	−−	−−	−−	−−	V
Dry Measure Mode − 4	0	2.264	−−	−−	−−	−−	V
Dry Measure Mode − 5	0	2.329	−−	−−	−−	−−	V
Dry Measure Mode − 6	0	2.338	−−	−−	−−	−−	V
Dry Measure Mode − 7	0	2.398	−−	−−	−−	−−	V
Dry Measure Mode − 8	0	1.562	−−	−−	−−	−−	V
Dry Measure Mode − 9	0	2.223	−−	−−	−−	−−	V
Oil Dark Mode − 0	0.02500	0.02503	−−	−−	−−	−−	V
Oil Dark Mode − 1	0.02500	0.02517	−−	−−	−−	−−	V
Oil Dark Mode − 2	0.02500	0.02531	−−	−−	−−	−−	V
Oil Dark Mode − 3	0.02500	0.02498	−−	−−	−−	−−	V
Oil Dark Mode − 4	0.02500	0.02530	−−	−−	−−	−−	V
Oil Dark Mode − 5	0.02500	0.02502	−−	−−	−−	−−	V
Oil Dark Mode − 6	0.02500	0.02508	−−	−−	−−	−−	V
Oil Dark Mode − 7	0.02500	0.02529	−−	−−	−−	−−	V
Oil Dark Mode − 8	0.02500	0.02509	−−	−−	−−	−−	V
Oil Dark Mode − 9	0.02500	0.02513	−−	−−	−−	−−	V
Oil Source Mode − 0	0	0.8580	−−	−−	−−	−−	V
Oil Source Mode − 1	0	1.003	−−	−−	−−	−−	V
Oil Source Mode − 2	0	0.9341	−−	−−	−−	−−	V
Oil Source Mode − 3	0	0.7498	−−	−−	−−	−−	V
Oil Source Mode − 4	0	0.9370	−−	−−	−−	−−	V
Oil Source Mode − 5	0	0.7782	−−	−−	−−	−−	V
Oil Source Mode − 6	0	0.8556	−−	−−	−−	−−	V
Oil Source Mode − 7	0	1.071	−−	−−	−−	−−	V
Oil Source Mode − 8	0	0.7638	−−	−−	−−	−−	V
Oil Source Mode − 9	0	1.476	−−	−−	−−	−−	V
Oil Measure Mode − 0	1.000	1.995	−−	−−	−−	−−	V
Oil Measure Mode − 1	1.000	2.407	−−	−−	−−	−−	V
Oil Measure Mode − 2	1.000	2.339	−−	−−	−−	−−	V
Oil Measure Mode − 3	1.000	2.238	−−	−−	−−	−−	V
Oil Measure Mode − 4	1.000	2.574	−−	−−	−−	−−	V
Oil Measure Mode − 5	1.000	2.600	−−	−−	−−	−−	V
Oil Measure Mode − 6	1.000	2.310	−−	−−	−−	−−	V
Oil Measure Mode − 7	1.000	2.614	−−	−−	−−	−−	V
Oil Measure Mode − 8	1.000	0.2816	−−	−−	−−	−−	V
Oil Measure Mode − 9	1.000	1.663	−−	−−	−−	−−	V
Water Dark Mode − 0	0.02500	0.02495	−−	−−	−−	−−	V
Water Dark Mode − 1	0.02500	0.02530	−−	−−	−−	−−	V
Water Dark Mode − 2	0.02500	0.02532	−−	−−	−−	−−	V
Water Dark Mode − 3	0.02500	0.02491	−−	−−	−−	−−	V
Water Dark Mode − 4	0.02500	0.02529	−−	−−	−−	−−	V
Water Dark Mode − 5	0.02500	0.02504	−−	−−	−−	−−	V
Water Dark Mode − 6	0.02500	0.02507	−−	−−	−−	−−	V
Water Dark Mode − 7	0.02500	0.02522	−−	−−	−−	−−	V
Water Dark Mode − 8	0.02500	0.02507	−−	−−	−−	−−	V
Water Dark Mode − 9	0.02500	0.02511	−−	−−	−−	−−	V
Water Source Mode − 0	0	0.8562	−−	−−	−−	−−	V
Water Source Mode − 1	0	0.9993	−−	−−	−−	−−	V
Water Source Mode − 2	0	0.9310	−−	−−	−−	−−	V
Water Source Mode − 3	0	0.7484	−−	−−	−−	−−	V
Water Source Mode − 4	0	0.9350	−−	−−	−−	−−	V
Water Source Mode − 5	0	0.7759	−−	−−	−−	−−	V
Water Source Mode − 6	0	0.8523	−−	−−	−−	−−	V

Water Source Mode − 7	0	1.067	−−	−−	−−	−−	V
Water Source Mode − 8	0	0.7637	−−	−−	−−	−−	V
Water Source Mode − 9	0	1.476	−−	−−	−−	−−	V
Water Measure Mode − 0	1.000	0.7554	−−	−−	−−	−−	V
Water Measure Mode − 1	1.000	2.315	−−	−−	−−	−−	V
Water Measure Mode − 2	1.000	2.249	−−	−−	−−	−−	V
Water Measure Mode − 3	1.000	2.146	−−	−−	−−	−−	V
Water Measure Mode − 4	1.000	2.418	−−	−−	−−	−−	V
Water Measure Mode − 5	1.000	1.974	−−	−−	−−	−−	V
Water Measure Mode − 6	1.000	0.02914	−−	−−	−−	−−	V
Water Measure Mode − 7	1.000	0.5817	−−	−−	−−	−−	V
Water Measure Mode − 8	1.000	0.4861	−−	−−	−−	−−	V
Water Measure Mode − 9	1.000	0.02540	−−	−−	−−	−−	V

Live Fluid Analyzer Master Calibration − Gas Detector
Master: 20−Nov−2004 17:30

Dry Dark Mode − 0	0.02500	0.02508	−−	−−	−−	−−	V
Dry Dark Mode − 1	0.02500	0.02489	−−	−−	−−	−−	V
Dry Dark Mode − 2	0.02500	0.02517	−−	−−	−−	−−	V
Dry Dark Mode − 3	0.02500	0.02515	−−	−−	−−	−−	V
Dry Dark Mode − 4	0.02500	0.02513	−−	−−	−−	−−	V
Dry Dark Mode − 5	0.02500	0.02498	−−	−−	−−	−−	V
Dry Measure Mode − 0	0	0.1622	−−	−−	−−	−−	V
Dry Measure Mode − 1	0	0.2697	−−	−−	−−	−−	V
Dry Measure Mode − 2	0	0.4809	−−	−−	−−	−−	V
Dry Measure Mode − 3	0	0.4838	−−	−−	−−	−−	V
Dry Measure Mode − 4	0	0.4697	−−	−−	−−	−−	V
Dry Measure Mode − 5	0	0.3532	−−	−−	−−	−−	V
Dry Normalized − 0	0	0.2991	−−	−−	−−	−−	V
Dry Normalized − 1	0	0.5339	−−	−−	−−	−−	V
Dry Normalized − 2	0	0.9937	−−	−−	−−	−−	V
Dry Normalized − 3	0	1.000	−−	−−	−−	−−	V
Dry Normalized − 4	0	0.9694	−−	−−	−−	−−	V
Dry Normalized − 5	0	0.7158	−−	−−	−−	−−	V
Water Dark Mode − 0	0.02500	0.02510	−−	−−	−−	−−	V
Water Dark Mode − 1	0.02500	0.02490	−−	−−	−−	−−	V
Water Dark Mode − 2	0.02500	0.02516	−−	−−	−−	−−	V
Water Dark Mode − 3	0.02500	0.02517	−−	−−	−−	−−	V
Water Dark Mode − 4	0.02500	0.02513	−−	−−	−−	−−	V
Water Dark Mode − 5	0.02500	0.02500	−−	−−	−−	−−	V
Water Measure Mode − 0	1.000	0.1474	−−	−−	−−	−−	V
Water Measure Mode − 1	1.000	0.1273	−−	−−	−−	−−	V
Water Measure Mode − 2	1.000	0.08653	−−	−−	−−	−−	V
Water Measure Mode − 3	1.000	0.06934	−−	−−	−−	−−	V
Water Measure Mode − 4	1.000	0.07861	−−	−−	−−	−−	V
Water Measure Mode − 5	1.000	0.09062	−−	−−	−−	−−	V

Live Fluid Analyzer Master Calibration − Gas Detector Source Intensity
Master: 20−Nov−2004 17:30

Source Intensity Dark Mode	0.02600	0.02753	−−	−−	−−	−−	V
Source Intensity Source Mode	0.2500	0.2867	−−	−−	−−	−−	V

Live Fluid Analyzer Master Calibration − Absorption Coefficients
Master: 20−Nov−2004 17:33

Oil Absorption Coefficie − 0	0	0.03900	−−	−−	−−	−−	V
Oil Absorption Coefficie − 1	0	−0.05620	−−	−−	−−	−−	V
Oil Absorption Coefficie − 2	0	−0.05344	−−	−−	−−	−−	V
Oil Absorption Coefficie − 3	0	−0.05686	−−	−−	−−	−−	V
Oil Absorption Coefficie − 4	0	−0.05620	−−	−−	−−	−−	V
Oil Absorption Coefficie − 5	0	−0.04833	−−	−−	−−	−−	V
Oil Absorption Coefficie − 6	0	0.005370	−−	−−	−−	−−	V
Oil Absorption Coefficie − 7	0	−0.03784	−−	−−	−−	−−	V
Oil Absorption Coefficie − 8	0	0.7774	−−	−−	−−	−−	V
Oil Absorption Coefficie − 9	0	0.1278	−−	−−	−−	−−	V
Water Absorption Coeffic − 0	0	0.4698	−−	−−	−−	−−	V
Water Absorption Coeffic − 1	0	−0.03919	−−	−−	−−	−−	V
Water Absorption Coeffic − 2	0	−0.03628	−−	−−	−−	−−	V
Water Absorption Coeffic − 3	0	−0.03856	−−	−−	−−	−−	V
Water Absorption Coeffic − 4	0	−0.02874	−−	−−	−−	−−	V
Water Absorption Coeffic − 5	0	0.07271	−−	−−	−−	−−	V
Water Absorption Coeffic − 6	0	2.754	−−	−−	−−	−−	V
Water Absorption Coeffic − 7	0	0.6297	−−	−−	−−	−−	V
Water Absorption Coeffic − 8	0	0.5228	−−	−−	−−	−−	V
Water Absorption Coeffic − 9	0	3.869	−−	−−	−−	−−	V

Scintillation Gamma−Ray − L Wellsite Calibration − Detector Calibration
Before: 25−Nov−2004 13:31

Gamma Ray Background	30.00	N/A	4.439	N/A	N/A	N/A	GAPI
Gamma Ray (Jig − Bkg)	149.6	N/A	149.6	N/A	N/A	13.60	GAPI
Gamma Ray (Calibrated)	165.0	N/A	165.0	N/A	N/A	15.00	GAPI

Live Fluid Analyzer / Equipment Identification

Primary Equipment:

Live Fluid Analyzer (TW) MRFA − EA 8090

Auxiliary Equipment:

Live Fluid Analyzer Wellsite Calibration

Spectrometer Channels

Idx	Phase	Dark Mode V	Value
0	Master		0.02501
	Before		0.02488
1	Master		0.02517
	Before		0.02527
2	Master		0.02525
	Before		0.02544
3	Master		0.02499
	Before		0.02508
4	Master		0.02529
	Before		0.02548
5	Master		0.02503
	Before		0.02507
6	Master		0.02513
	Before		0.02502
7	Master		0.02524
	Before		0.02527
8	Master		0.02507
	Before		0.02514
9	Master		0.02514
	Before		0.02515
	0.01700 (Minimum)	0.02500 (Nominal)	0.03300 (Maximum)

Idx	Phase	Source Mode V	Value
0	Master		0.8589
	Before		0.8624
	0.2000 (Minimum)	1.400 (Nominal)	2.600 (Maximum)
1	Master		0.9993
	Before		1.034
	0.2000 (Minimum)	1.950 (Nominal)	3.700 (Maximum)
2	Master		0.9312
	Before		0.9569
	0.2000 (Minimum)	1.950 (Nominal)	3.700 (Maximum)
3	Master		0.7490
	Before		0.7587
	0.2000 (Minimum)	1.700 (Nominal)	3.200 (Maximum)
4	Master		0.9352
	Before		0.9514
	0.2000 (Minimum)	1.950 (Nominal)	3.700 (Maximum)
5	Master		0.7772
	Before		0.7898
	0.2000 (Minimum)	1.950 (Nominal)	3.700 (Maximum)
6	Master		0.8551
	Before		0.8674
	0.2000 (Minimum)	1.950 (Nominal)	3.700 (Maximum)
7	Master		1.070
	Before		1.078
	0.2000 (Minimum)	1.950 (Nominal)	3.700 (Maximum)
8	Master		0.7661
	Before		0.7630
	0.2000 (Minimum)	1.950 (Nominal)	2.600 (Maximum)
9	Master		1.479
	Before		1.469
	0.2000 (Minimum)	1.950 (Nominal)	3.700 (Maximum)

Master: 20−Nov−2004 17:30 Before: 25−Nov−2004 14:02

Live Fluid Analyzer Wellsite Calibration

Gas Detector Channels

Idx	Phase	Dark Mode V	Value
0	Master		0.02508
	Before		0.02509
	Master		0.02489

1	Master	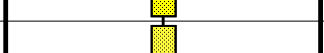	0.02489
	Before		0.02482
2	Master	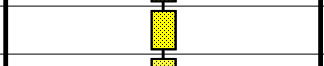	0.02517
	Before	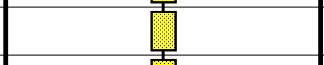	0.02518
3	Master	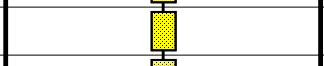	0.02515
	Before		0.02514
4	Master	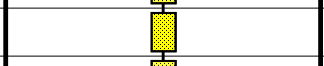	0.02513
	Before		0.02511
5	Master		0.02498
	Before	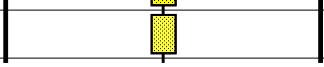	0.02505
	0.01700 (Minimum)	0.02500 (Nominal)	0.03300 (Maximum)

Master: 20−Nov−2004 17:30

Before: 25−Nov−2004 14:02

Live Fluid Analyzer Wellsite Calibration

Gas Detector Source Intensity

Phase	Source Intensity Dark Mode V	Value	Phase	Source Intensity Source Mode V	Value
Master		0.02753	Master	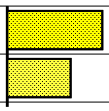	0.2867
Before		0.02756	Before	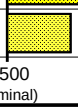	0.2769
	0.01700 (Minimum) 0.02600 (Nominal) 0.03500 (Maximum)			0.1900 (Minimum) 0.2500 (Nominal) 0.3100 (Maximum)	

Master: 20−Nov−2004 17:30 Before: 25−Nov−2004 14:02

Live Fluid Analyzer Master Calibration

Spectrometer

Idx	Dry Dark Mode V	Value
0	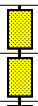	0.02501
1		0.02517
2		0.02525
3		0.02499
4	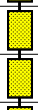	0.02529
5		0.02503
6		0.02513
7		0.02524
8	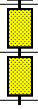	0.02507
9		0.02514
	0.01700 (Minimum) 0.02500 (Nominal) 0.03300 (Maximum)	

Idx	Oil Dark Mode V	Value
0		0.02503
1		0.02517
2	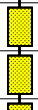	0.02531
3		0.02498
4	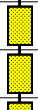	0.02530
5		0.02502
6		0.02508
7		0.02529
8	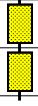	0.02509
9		0.02513
	0.01700 (Minimum) 0.02500 (Nominal) 0.03300 (Maximum)	

Idx	Dry Source Mode V	Value
0	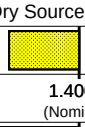	0.8589
	0.2000 (Minimum) 1.400 (Nominal) 2.600 (Maximum)	
1	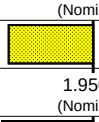	0.9993
	0.2000 (Minimum) 1.950 (Nominal) 3.700 (Maximum)	
2	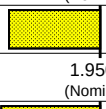	0.9312
	0.2000 (Minimum) 1.950 (Nominal) 3.700 (Maximum)	
3	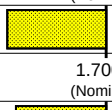	0.7490
	0.2000 (Minimum) 1.700 (Nominal) 3.200 (Maximum)	
4	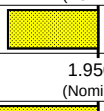	0.9352
	0.2000 (Minimum) 1.950 (Nominal) 3.700 (Maximum)	
5	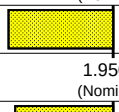	0.7772
	0.2000 (Minimum) 1.950 (Nominal) 3.700 (Maximum)	
6	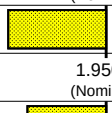	0.8551
	0.2000 (Minimum) 1.950 (Nominal) 3.700 (Maximum)	
7	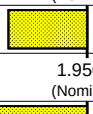	1.070
	0.2000 (Minimum) 1.950 (Nominal) 3.700 (Maximum)	
8	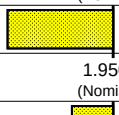	0.7661
	0.2000 (Minimum) 1.950 (Nominal) 2.600 (Maximum)	
9	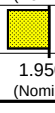	1.479
	0.2000 (Minimum) 1.950 (Nominal) 3.700 (Maximum)	

Idx	Dry Measure Mode V	Value
0	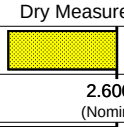	2.180
	2.000 (Minimum) 2.600 (Nominal) 3.200 (Maximum)	
1	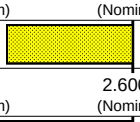	2.118
	2.000 (Minimum) 2.600 (Nominal) 3.200 (Maximum)	
2	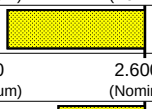	2.071
	2.000 (Minimum) 2.600 (Nominal) 3.200 (Maximum)	
3	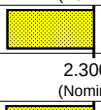	1.966
	1.700 (Minimum) 2.300 (Nominal) 2.900 (Maximum)	
4	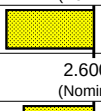	2.264
	2.000 (Minimum) 2.600 (Nominal) 3.200 (Maximum)	
5	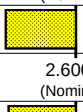	2.329
	2.000 (Minimum) 2.600 (Nominal) 3.200 (Maximum)	
6	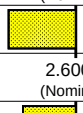	2.338
	2.000 (Minimum) 2.600 (Nominal) 3.200 (Maximum)	
7	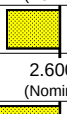	2.398
	2.000 (Minimum) 2.600 (Nominal) 3.200 (Maximum)	
8	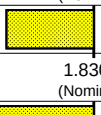	1.562
	1.350 (Minimum) 1.830 (Nominal) 2.300 (Maximum)	
9	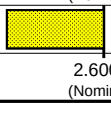	2.223
	2.000 (Minimum) 2.600 (Nominal) 3.200 (Maximum)	

Idx	Oil Source Mode V	Value
0	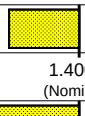	0.8580
	0.2000 (Minimum) 1.400 (Nominal) 2.600 (Maximum)	

Idx	Oil Measure Mode V	Value
0		1.995
1		2.407

Idx	Water Dark Mode V	Value
0		0.02495
1		0.02530
2		0.02532
3		0.02491
4		0.02529
5		0.02504
6		0.02507
7		0.02522
8		0.02507
9		0.02511

0.01700 (Minimum) 0.02500 (Nominal) 0.03300 (Maximum)

Idx	Water Source Mode V	Value
0		0.8562
1		0.9993
2		0.9310
3		0.7484
4		0.9350
5		0.7759
6		0.8523
7		1.067
8		0.7637
9		1.476

0.2000 (Minimum) 1.950 (Nominal) 3.700 (Maximum)

Idx	Water Measure Mode V	Value
0		0.7554
1		2.315
2		2.249
3		2.146
4		2.418
5		1.974
6		0.02914
7		0.5817
8		0.4861
9		0.02540

0 (Minimum) 1.000 (Nominal) 4.500 (Maximum)

Master: 20−Nov−2004 17:30

Live Fluid Analyzer Master Calibration

Gas Detector

Idx	Dry Dark Mode V	Value
0		0.02508
1		0.02489

Idx	Dry Measure Mode V	Value
0		0.1622

0 (Minimum) 0.5000 (Nominal) 1.000 (Maximum)

Idx	Dry Normalized V	Value
0		0.2991

0.08000 (Minimum) 0.2000 (Nominal) 0.3200 (Maximum)

Idx		Value
2		0.02517
3		0.02515
4		0.02513
5		0.02498
	0.01700 (Minimum) 0.02500 (Nominal) 0.03300 (Maximum)	

Idx	Water Dark Mode V	Value
0		0.02510
1		0.02490
2		0.02516
3		0.02517
4		0.02513
5		0.02500
	0.01700 (Minimum) 0.02500 (Nominal) 0.03300 (Maximum)	

Idx		Value
1		0.2697
	0 (Minimum) 0.5000 (Nominal) 1.000 (Maximum)	
2		0.4809
	0 (Minimum) 0.5000 (Nominal) 1.000 (Maximum)	
3		0.4838
	0.3000 (Minimum) 0.5000 (Nominal) 1.000 (Maximum)	
4		0.4697
	0 (Minimum) 0.5000 (Nominal) 1.000 (Maximum)	
5		0.3532
	0 (Minimum) 0.5000 (Nominal) 1.000 (Maximum)	

Idx	Water Measure Mode V	Value
0		0.1474
1		0.1273
2		0.08653
3		0.06934
4		0.07861
5		0.09062
	0 (Minimum) 1.000 (Nominal) 4.500 (Maximum)	

Idx		Value
1		0.5339
	0.2530 (Minimum) 0.4600 (Nominal) 0.6670 (Maximum)	
2		0.9937
	0.8080 (Minimum) 1.010 (Nominal) 1.212 (Maximum)	
3		1.000
	1.000 (Minimum) 1.000 (Nominal) 1.000 (Maximum)	
4		0.9694
	0.7360 (Minimum) 0.9200 (Nominal) 1.104 (Maximum)	
5		0.7158
	0.5250 (Minimum) 0.7500 (Nominal) 0.9750 (Maximum)	

Master: 20−Nov−2004 17:30

Live Fluid Analyzer Master Calibration

Gas Detector Source Intensity

Source Intensity Dark Mode V	Value	Source Intensity Source Mode V	Value
	0.02753		0.2867
0.01700 (Minimum) 0.02600 (Nominal) 0.03500 (Maximum)		0.1900 (Minimum) 0.2500 (Nominal) 0.3100 (Maximum)	

Master: 20−Nov−2004 17:30

Live Fluid Analyzer Master Calibration

Absorption Coefficients

Idx	Oil Absorption Coefficients V	Value
0		0.03900
	0.003000 (Minimum) 0.05300 (Nominal) 0.1030 (Maximum)	
1		−0.05620
	−0.1000 (Minimum) −0.06000 (Nominal) −0.02000 (Maximum)	
2		−0.05344
	−0.1000 (Minimum) −0.06000 (Nominal) −0.02000 (Maximum)	
3		−0.05686
	−0.1000 (Minimum) −0.06000 (Nominal) −0.02000 (Maximum)	
4		−0.05620
	−0.1000 (Minimum) −0.06000 (Nominal) −0.02000 (Maximum)	
5		−0.04833
	−0.1000 (Minimum) −0.06500 (Nominal) −0.03000 (Maximum)	
6		0.005370
	−0.03000 (Minimum) 0 (Nominal) 0.03000 (Maximum)	
7		−0.03784
	−0.08000 (Minimum) −0.04000 (Nominal) 0 (Maximum)	
8		0.7774
	0.6700 (Minimum) 0.7350 (Nominal) 0.8000 (Maximum)	

Idx	Water Absorption Coefficients V	Value
0		0.4698
	0.4300 (Minimum) 0.4800 (Nominal) 0.5300 (Maximum)	
1		−0.03919
	−0.1000 (Minimum) −0.05500 (Nominal) −0.010000 (Maximum)	
2		−0.03628
	−0.1000 (Minimum) −0.05500 (Nominal) −0.010000 (Maximum)	
3		−0.03856
	−0.08000 (Minimum) −0.04000 (Nominal) 0 (Maximum)	
4		−0.02874
	−0.07000 (Minimum) −0.03000 (Nominal) 0.010000 (Maximum)	
5		0.07271
	0.02000 (Minimum) 0.06500 (Nominal) 0.1100 (Maximum)	
6		2.754
	2.450 (Minimum) 2.650 (Nominal) 2.850 (Maximum)	
7		0.6297
	0.5800 (Minimum) 0.6400 (Nominal) 0.7000 (Maximum)	
8		0.5228
	0.4700 (Minimum) 0.5300 (Nominal) 0.5900 (Maximum)	

(Minimum)		(Nominal)	(Maximum)		(Minimum)		(Nominal)	(Maximum)
9			0.1278		9			3.869
0.08000 (Minimum)		0.1300 (Nominal)	0.1800 (Maximum)		2.700 (Minimum)		3.000 (Nominal)	50.00 (Maximum)

Master: 20−Nov−2004 17:33

Scintillation Gamma−Ray − L / Equipment Identification

Primary Equipment:		
Scintillation Gamma Cartridge	SGC − SA	
Scintillation Gamma Detector	SGD − TAA	2354
Auxiliary Equipment:		
Scintillation Gamma Housing	SGH − K	508
Gamma Source Radioactive	GSR − U	2003

Scintillation Gamma−Ray − L Wellsite Calibration

Detector Calibration

Phase	Gamma Ray Background GAPI			Value	Phase	Gamma Ray (Jig − Bkg) GAPI			Value	Phase	Gamma Ray (Calibrated) GAPI			Value
Before				4.439	Before				149.6	Before				165.0
0 (Minimum)		30.00 (Nominal)	120.0 (Maximum)		136.0 (Minimum)		149.6 (Nominal)	163.2 (Maximum)		150.0 (Minimum)		165.0 (Nominal)	180.0 (Maximum)	

Before: 25−Nov−2004 13:31

Company: **Origin Energy Resources Ltd.**

Schlumberger

Well: **Trefoil−1**
Field: **Trefoil**
Rig: **ENSCO 102**
Country: **Australia**

MDT−GR
Modular Dynamics Tester
Pretests Print