saros

Craigow-1

MSIP Petrolog Coherence

Company	Tap Oil Limited
Well Name	Craigow-1
Field	Craigow
Nation	Australia
State	VIC
County or Rig name	Kan Tan IV
Field Location	GDA94
Field Loc. 1 / Northing	Easting 383 472 m E
Field Loc. 2 / Easting	Northing 5 616 629 m N
Latitude	039 00' 00.000" N DMS
Longitude	145 38' 34.520" E DMS
Perm. Datum	MSL
Elevation Perm. Datum	0.00 M
Elevation KB (wrt EPD)	26.00 M
Elevation DF (wrt EPD)	26.00 M
Elevation GL (wrt EPD)	75.62 M
Elev. Log Zero (wrt EPD)	26.00 M
Above Perm. Datum	26.00 M
Log measured from	RT
Drill measured from	RT
Other Services Ln 1	None
TD Date	1764 M
Date Plotted	Tuesday, 18 January 2011
Time Plotted	2:11:15 PM

PETROLOG

PETROLOG SOFTWARE VERSION 10.6.22.1

PETROLOG

Since well log interpretations are opinions based upon inferences from well logs, we cannot and do not guarantee the correctness or accuracy of any interpretation. Therefore we shall not be liable or responsible for any loss, damage, cost or expense incurred or sustained by anyone resulting from any interpretation.

Log Description

DTCO3	Compressional Slowness from Measurement 3
MCO-RA-DT-SW	Monopole PS Compression (MCOSWF1-13) - Delta time slowness - Receiver array
DXX-RA-DT-SW	Upper Dipole (DXXSWF1-13) - Delta time slowness - Receiver array
HGR	HiRes Gamma-Ray
DTSH5	Shear Slowness from Measurement 5
MSH-RA-DT-SW	Monopole PS Shear (MCOSWF1-13) - Delta time slowness - Receiver array
DXX-RA-DT-SW	Upper Dipole (DXXSWF1-13) - Delta time slowness - Receiver array
DTSH3	Shear Slowness from Measurement 3
MCO-RA-DT-SW	Monopole PS Compression (MCOSWF1-13) - Delta time slowness - Receiver array
MSH-RA-DT-SW	Monopole PS Shear (MCOSWF1-13) - Delta time slowness - Receiver array
MSH-RA-DT-SW	Monopole PS Shear (MCOSWF1-13) - Delta time slowness - Receiver array
DYY-RA-DT-SW	Lower Dipole (DYYSWF1-13) - Delta time slowness - Receiver array
MSH-RA-DT-SW	Monopole PS Shear (MCOSWF1-13) - Delta time slowness - Receiver array
DTSH6	Shear Slowness from Measurement 6
DYY-RA-DT-SW	Lower Dipole (DYYSWF1-13) - Delta time slowness - Receiver array
RHO8	HRDD High Resolution Formation Density
DXX-RA-DT-SW	Upper Dipole (DXXSWF1-13) - Delta time slowness - Receiver array
MCO-RA-DT-SW	Monopole PS Compression (MCOSWF1-13) - Delta time slowness - Receiver array
DXX-RA-DT-SW	Upper Dipole (DXXSWF1-13) - Delta time slowness - Receiver array
DTCO3	Compressional Slowness from Measurement 3
MCO-RA-DT-SW	Monopole PS Compression (MCOSWF1-13) - Delta time slowness - Receiver array
DTSH5	Shear Slowness from Measurement 5
DXX-RA-DT-SW	Upper Dipole (DXXSWF1-13) - Delta time slowness - Receiver array
MCO-RA-DT-SW	Monopole PS Compression (MCOSWF1-13) - Delta time slowness - Receiver array
MSH-RA-DT-SW	Monopole PS Shear (MCOSWF1-13) - Delta time slowness - Receiver array
MCO-RA-DT-SW	Monopole PS Compression (MCOSWF1-13) - Delta time slowness - Receiver array
DXX-RA-DT-SW	Upper Dipole (DXXSWF1-13) - Delta time slowness - Receiver array
DXX-RA-DT-SW	Upper Dipole (DXXSWF1-13) - Delta time slowness - Receiver array
MSH-RA-DT-SW	Monopole PS Shear (MCOSWF1-13) - Delta time slowness - Receiver array
DXX-RA-DT-SW	Upper Dipole (DXXSWF1-13) - Delta time slowness - Receiver array



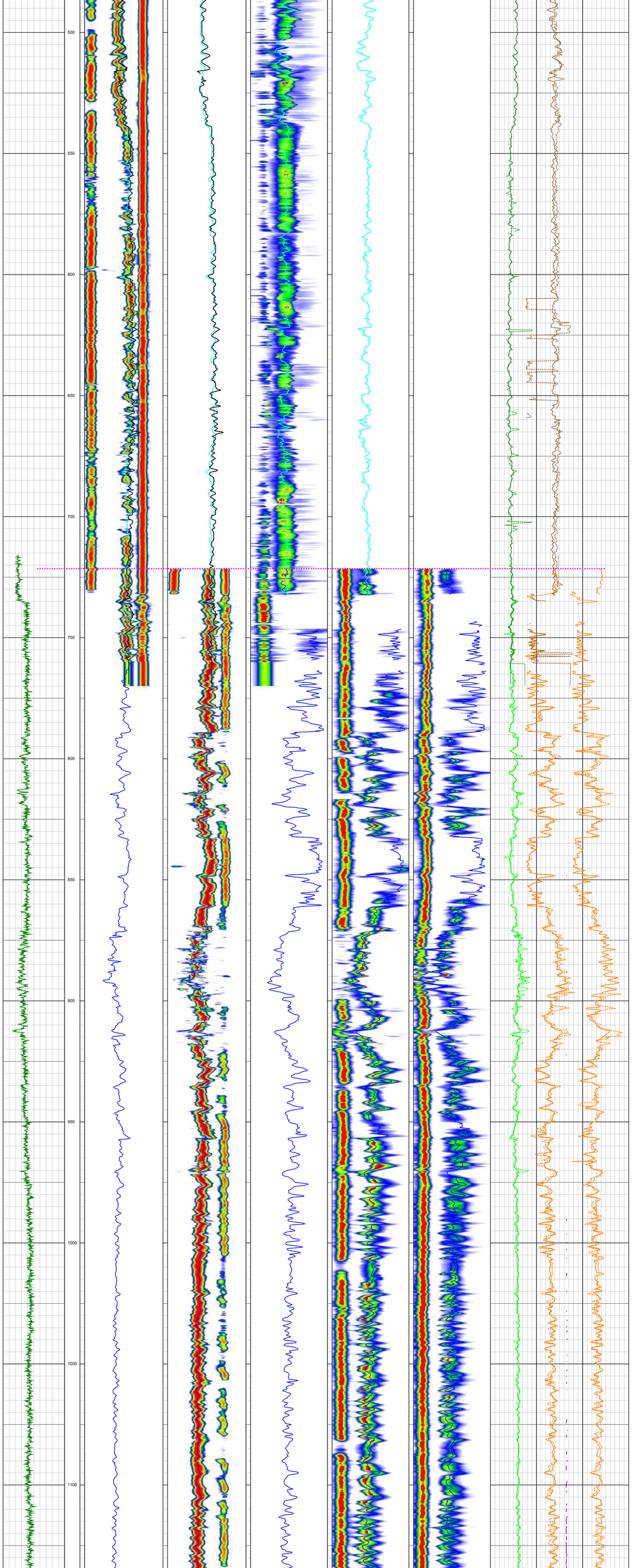
500
550
600
650
700
750
800
850
900
950
1000
1050
1100

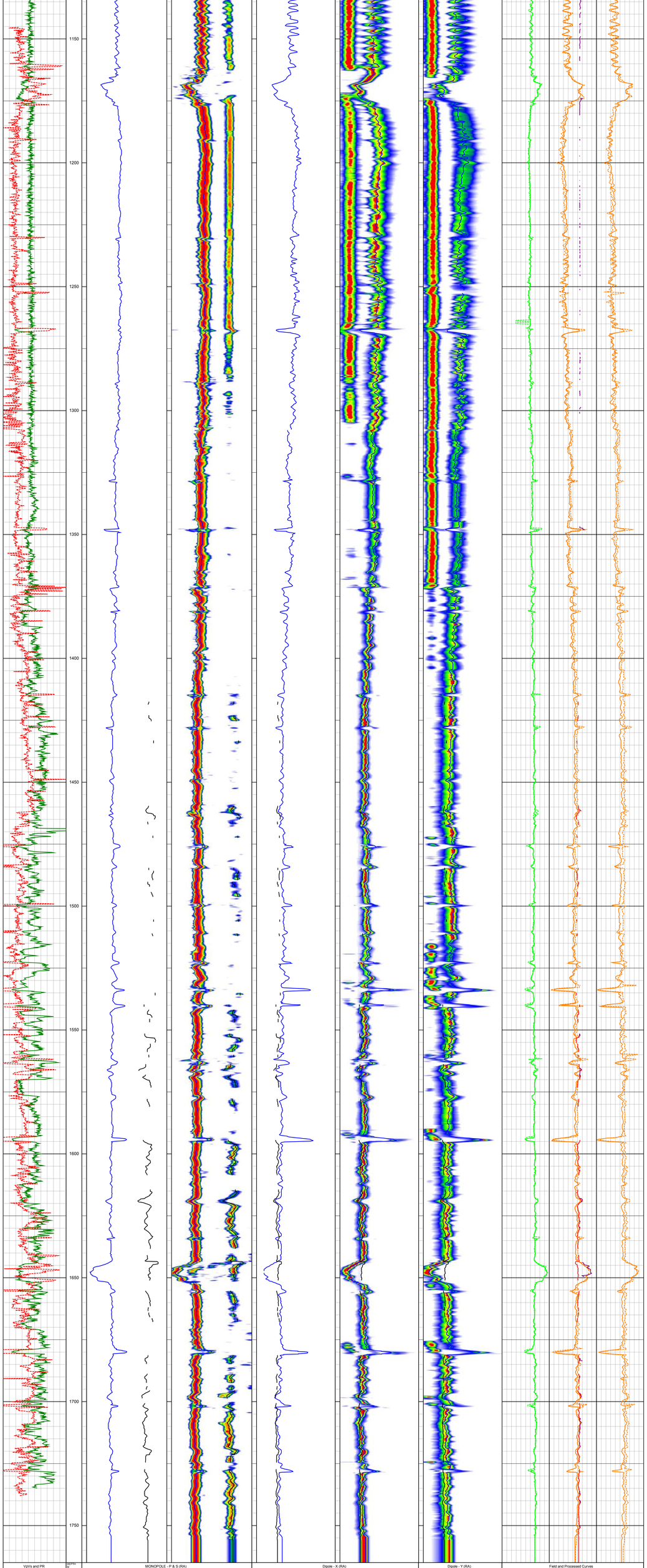
Vp/Vs and PR
GR (gAPI) 0.0 200.0
PR (ppu) 0.0 1.0
DEPTH (ft)
1100
1150
1200
1250
1300
1350
1400
1450
1500
1550
1600
1650
1700
1750
MONOPOLE - P & S (RA)
MCO-RA-DT-SWF (USF) 240.0
MSH-RA-DT-SWF (USF) 240.0
MCO-RA-DT-SWF (USF) 240.0
DXX-RA-DT-SWF-DTC (USF) 240.0
MCO-RA-SP-SWF Image casing 0.0002
0.000541
40 USF 240
MCO-RA-DT-SWF (USF) 240.0
MSH-RA-DT-SWF (USF) 240.0
MCO-RA-DT-SWF (USF) 240.0
DXX-RA-DT-SWF-DTC (USF) 240.0
MCO-RA-SP-SWF Image 0.004422
0.004
40 USF 240
Dipole - X (RA)
DXX-RA-DT-SWF (USF) 560.0
MSH-RA-DT-SWF (USF) 560.0
DXX-RA-DT-SWF (USF) 560.0
DXX-RA-SP-SWF Image casing 0.3453
0.02278
80 USF 560
DXX-RA-DT-SWF (USF) 560.0
MSH-RA-DT-SWF (USF) 560.0
DXX-RA-DT-SWF (USF) 560.0
DXX-RA-SP-SWF Image 0.6228
0.12121
80 USF 560
Dipole - Y (RA)
DYY-RA-DT-SWF (USF) 560.0
MSH-RA-DT-SWF (USF) 560.0
DYY-RA-SP-SWF Image 0.4994
0.01188
80 USF 560
Field and Processed Curves
40.0 DTCO3 (us/ft) 40.0
40.0 MCO-RA-DT-SWF (USF) 40.0
40.0 DTCO3 (us/ft) 40.0
40.0 MCO-RA-DT-SWF (USF) 40.0
40.0 DTSH (us/ft) 40.0
40.0 DTSH (us/ft) 40.0
40.0 DXX-RA-DT-SWF (USF) 40.0
40.0 DTSH (us/ft) 40.0
40.0 DYX-RA-DT-SWF (USF) 40.0