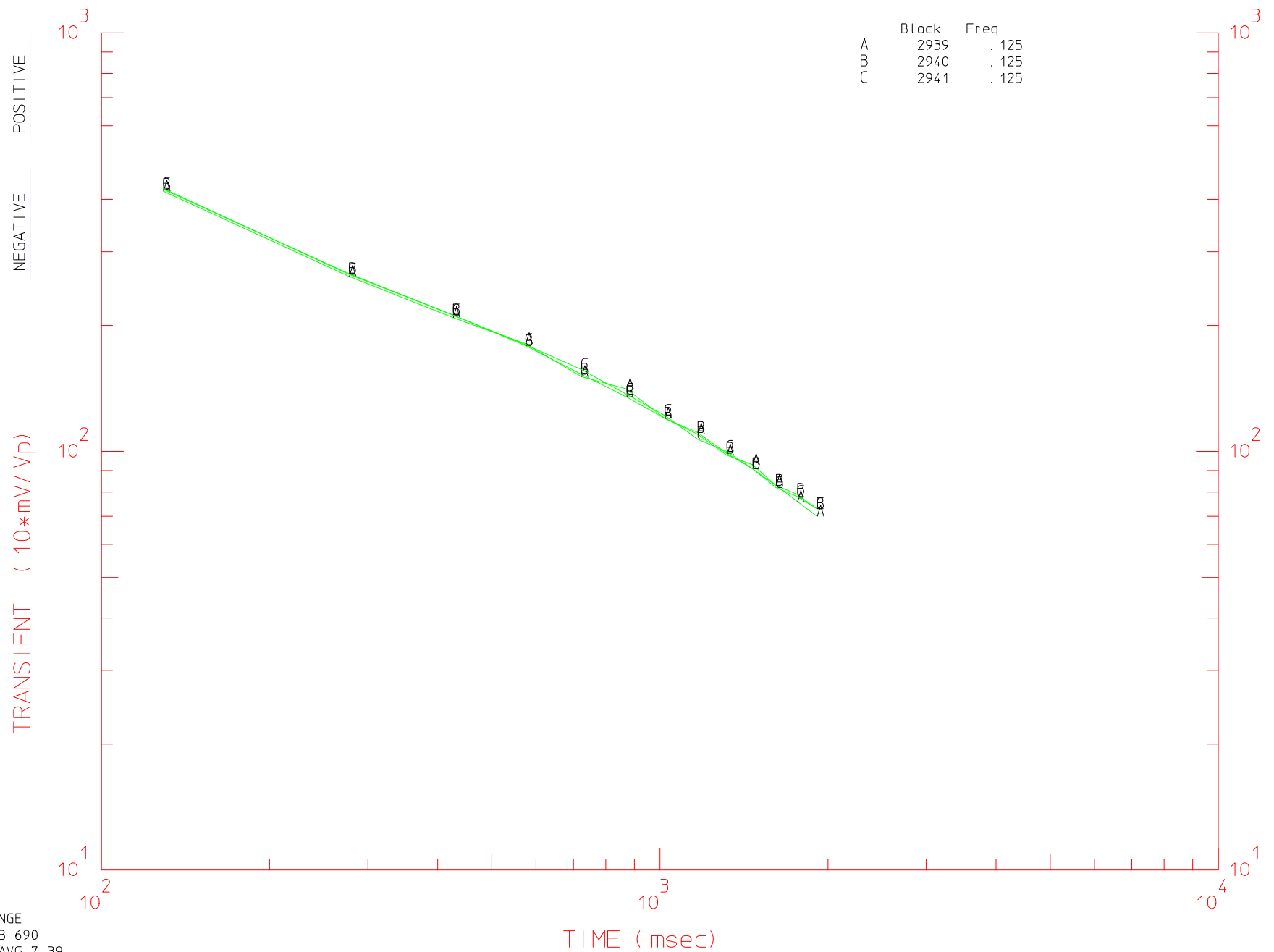


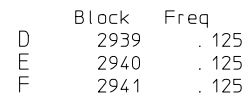
Mable Flats Grid5

Line= 12

TxLen= 7393. Line= 6340. Stn= 1.



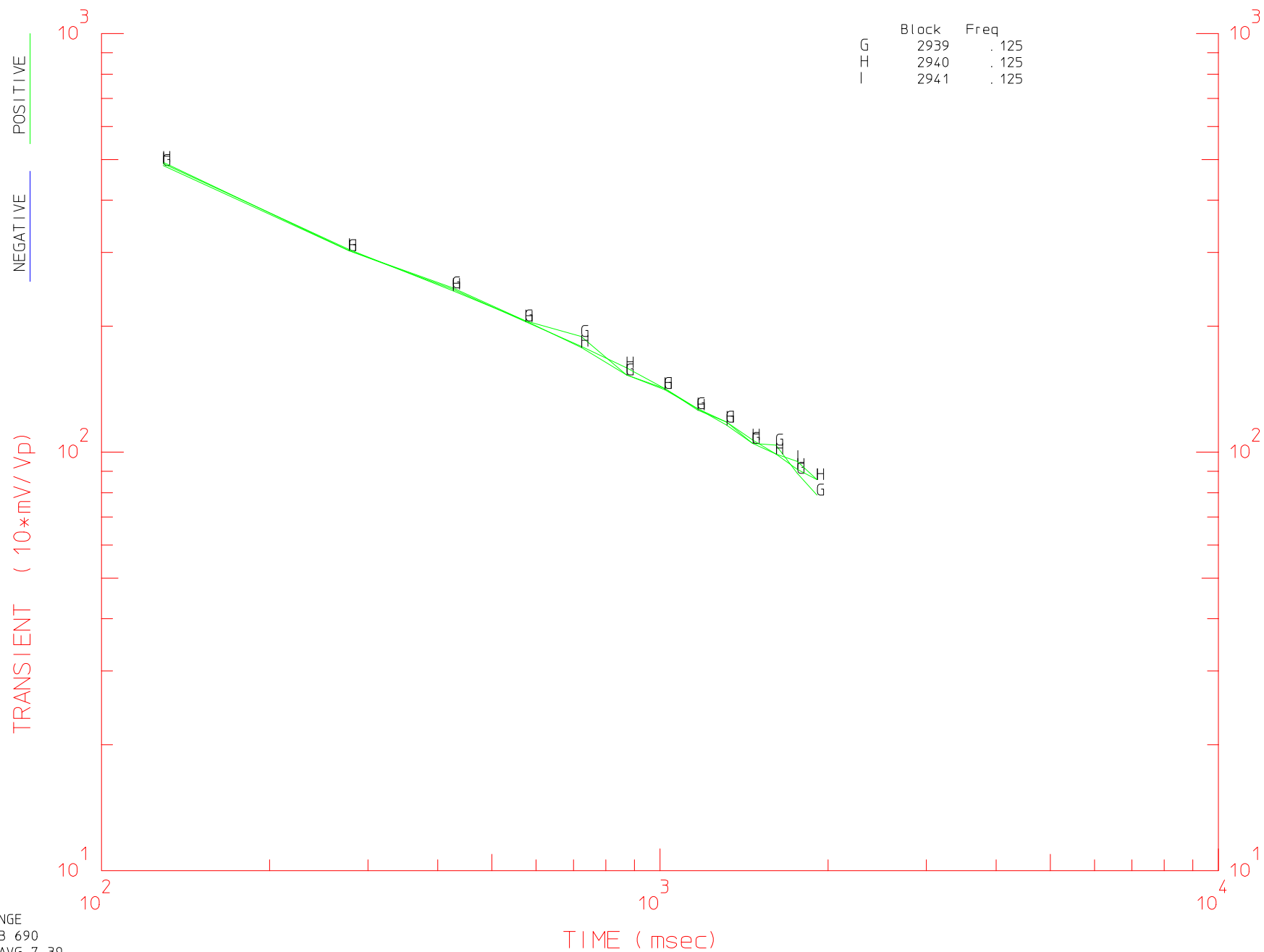
TxLen= 7393. Line= 6365. Stn= 2.



Mable Flats Grid5

Line= 12

TxLen= 7393. Line= 6390. Stn= 3.



Mable Flats Grid5

Line= 12

TxLen= 7393. Line= 6415. Stn= 4.

	Block	Freq
J	2939	. 125
K	2940	. 125
L	2941	. 125

POSITIVE

NEGATIVE

TRANSIENT (10*mV/Vp)

10¹

10²

10³

TIME (msec)

10³

10¹

10²

10³

Mable Flats Grid5

Line= 12

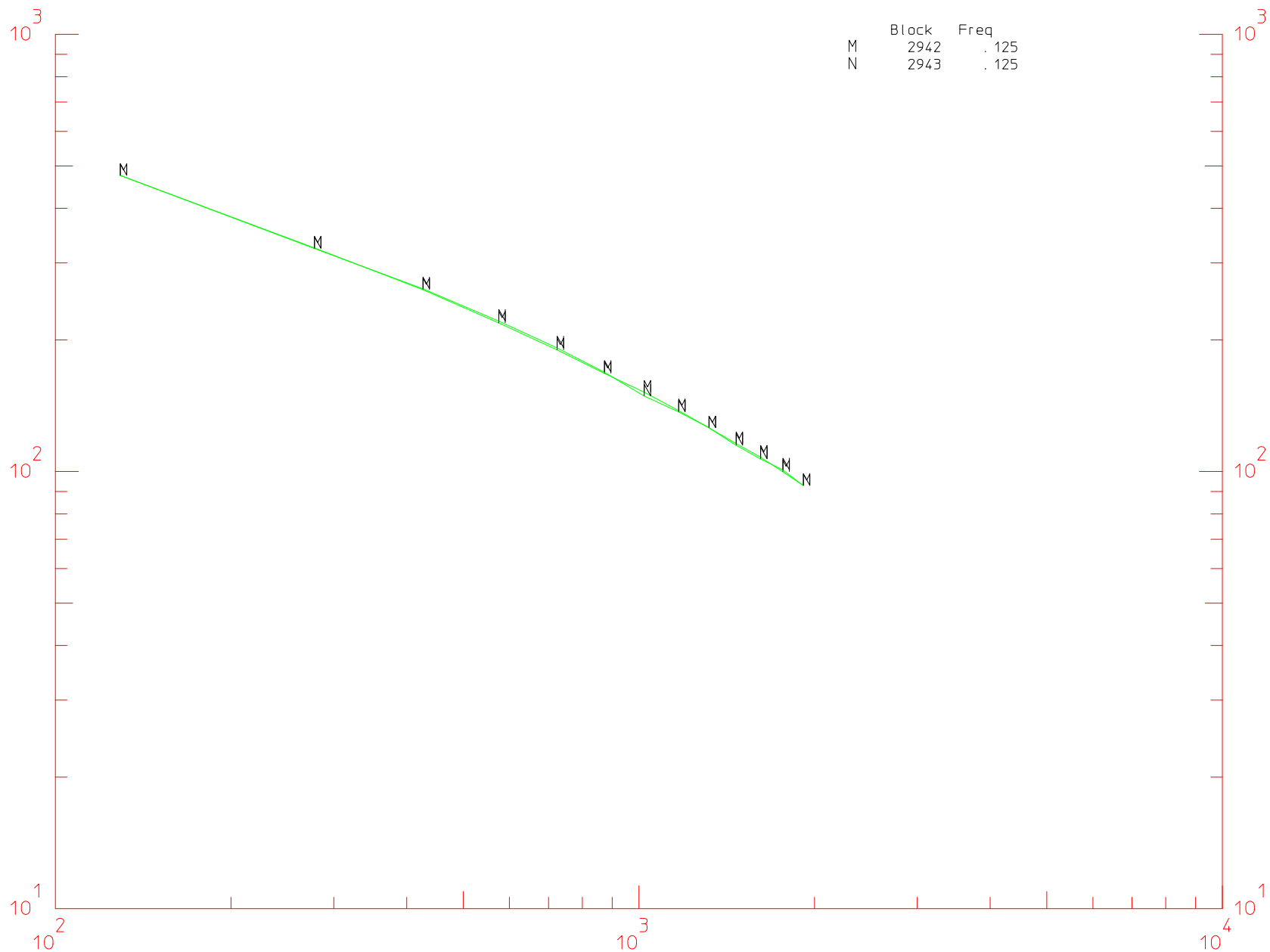
TxLen= 7393. Line= 6240. Stn= 1.

	Block	Freq
M	2942	.125
N	2943	.125

POSITIVE

NEGATIVE

TRANSIENT (10*mV/Vp)



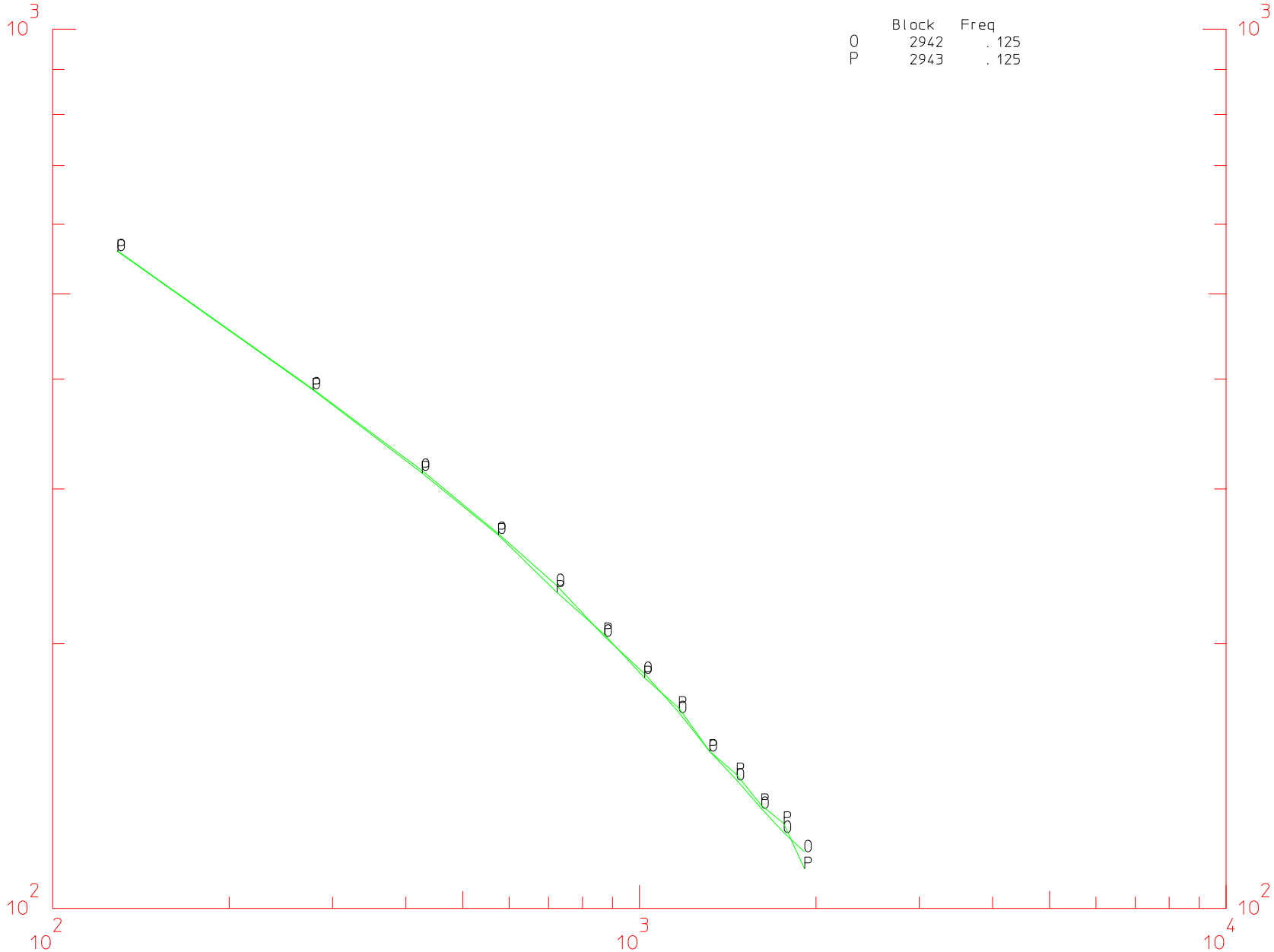
Mable Flats Grid5
Line= 12
TxLen= 7393. Line= 6265. Stn= 2.

	Block	Freq
O	2942	.125
P	2943	.125

POSITIVE

NEGATIVE

TRANSIENT (10*mV/Vp)

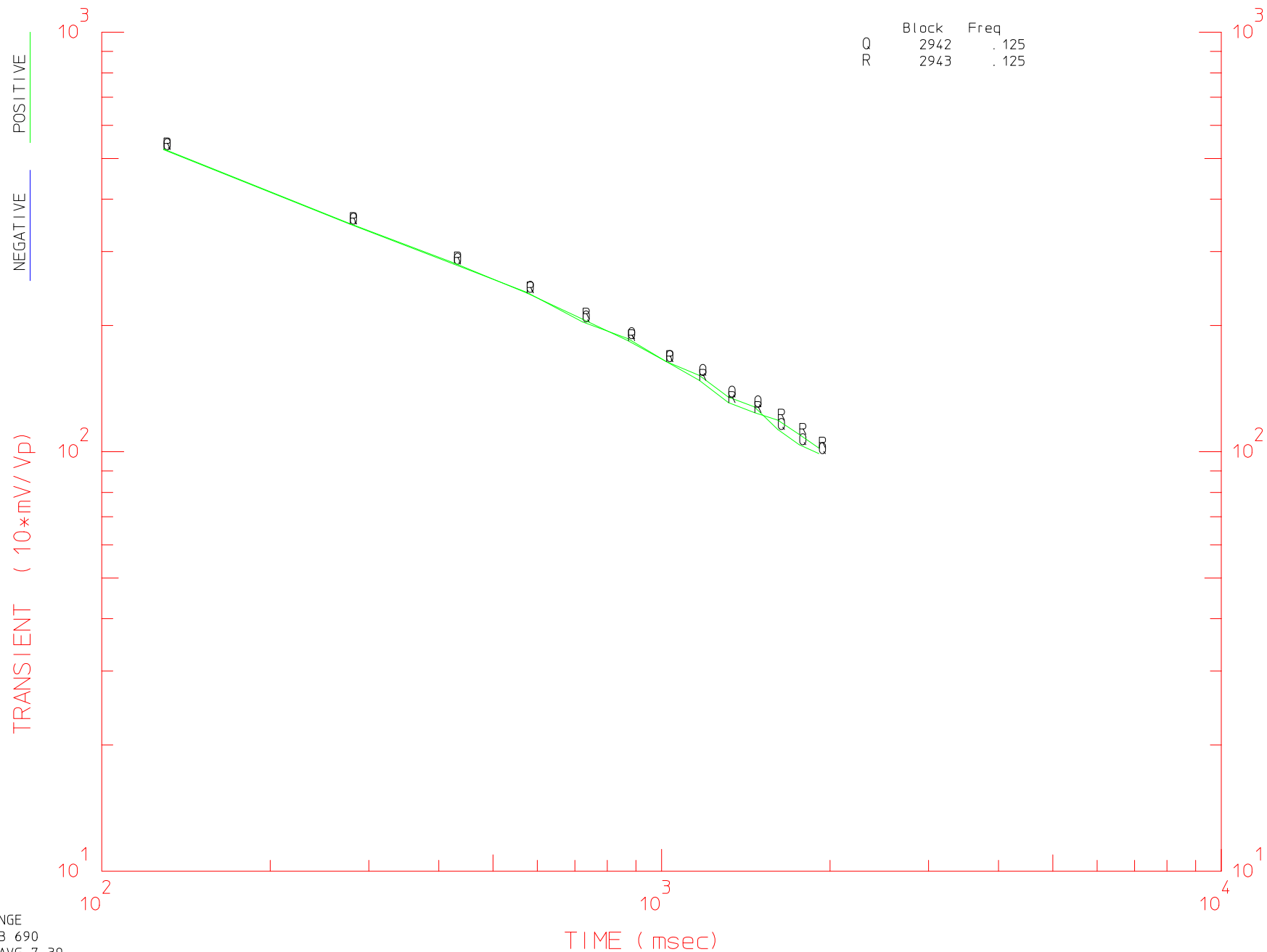


Mable Flats Grid5

Line= 12

TxLen= 7393. Line= 6290. Stn= 3.

	Block	Freq
Q	2942	.125
R	2943	.125



Mable Flats Grid5

Line= 12

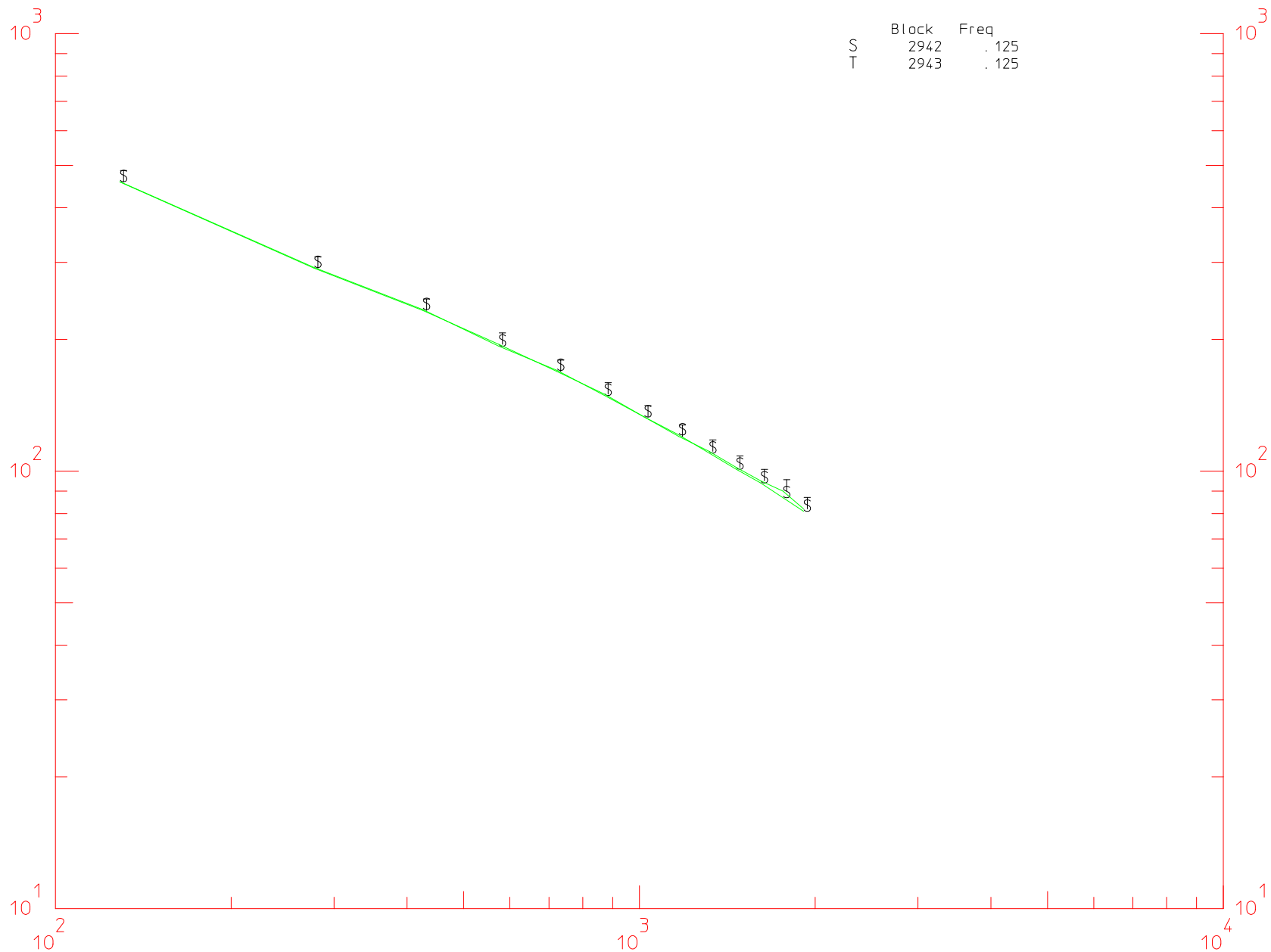
TxLen= 7393. Line= 6315. Stn= 4.

	Block	Freq
S	2942	.125
T	2943	.125

POSITIVE

NEGATIVE

TRANSIENT (10*mV/Vp)



Mable Flats Grid5

Line= 12

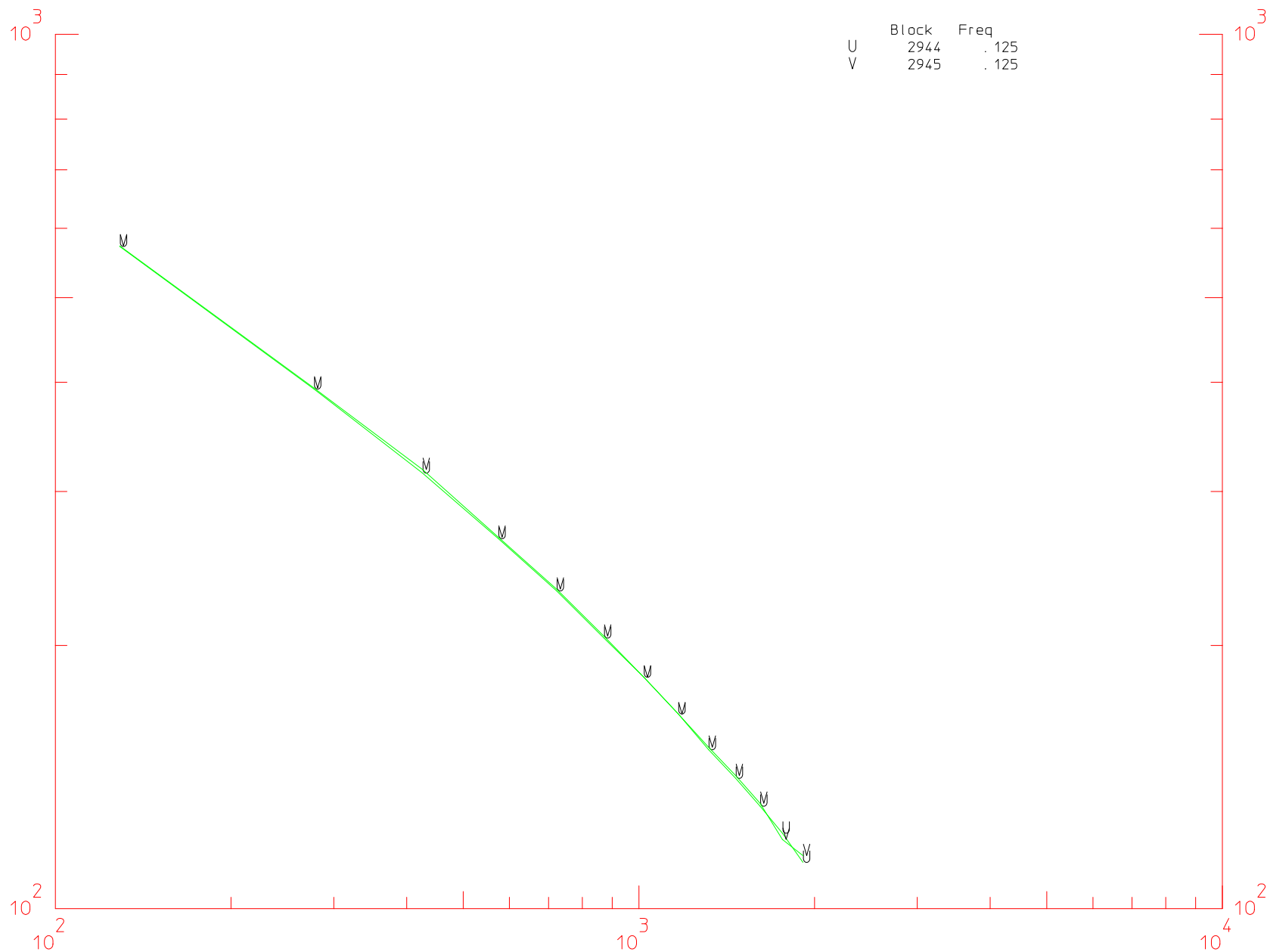
TxLen= 7393. Line= 6140. Stn= 1.

	Block	Freq
U	2944	.125
V	2945	.125

POSITIVE

NEGATIVE

TRANSIENT ($10 * mV / Vp$)



Mable Flats Grid5

Line= 12

TxLen= 7393. Line= 6165. Stn= 2.

	Block	Freq
W	2944	.125
X	2945	.125

POSITIVE

NEGATIVE

TRANSIENT (10*mV/Vp)

10¹

10²

TIME (msec)

10³

10⁴

10¹

10²

10³

Mable Flats Grid5

Line= 12

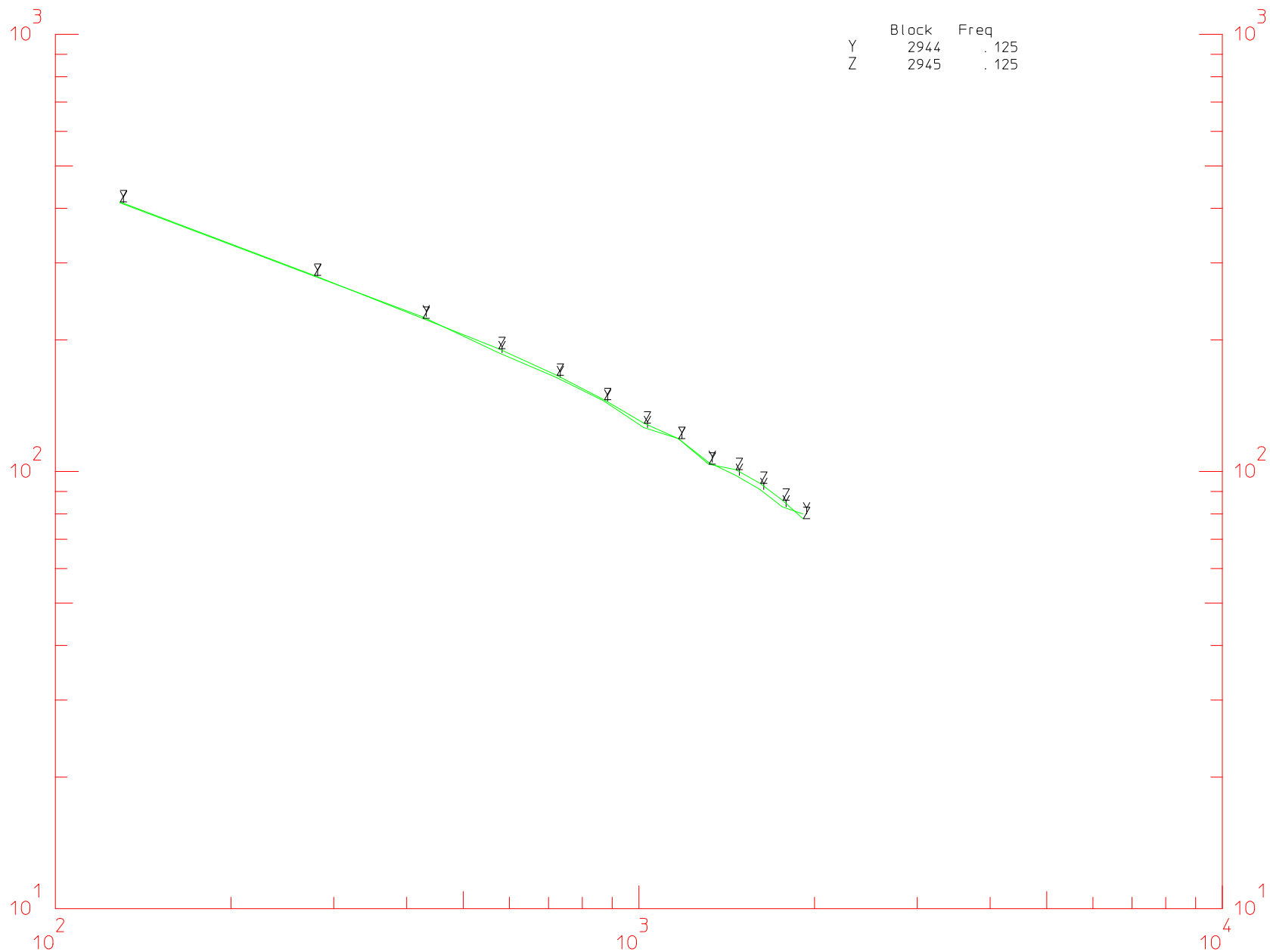
TxLen= 7393. Line= 6190. Stn= 3.

	Block	Freq
Y	2944	.125
Z	2945	.125

POSITIVE

NEGATIVE

TRANSIENT (10*mV/Vp)



Mable Flats Grid5

Line= 12

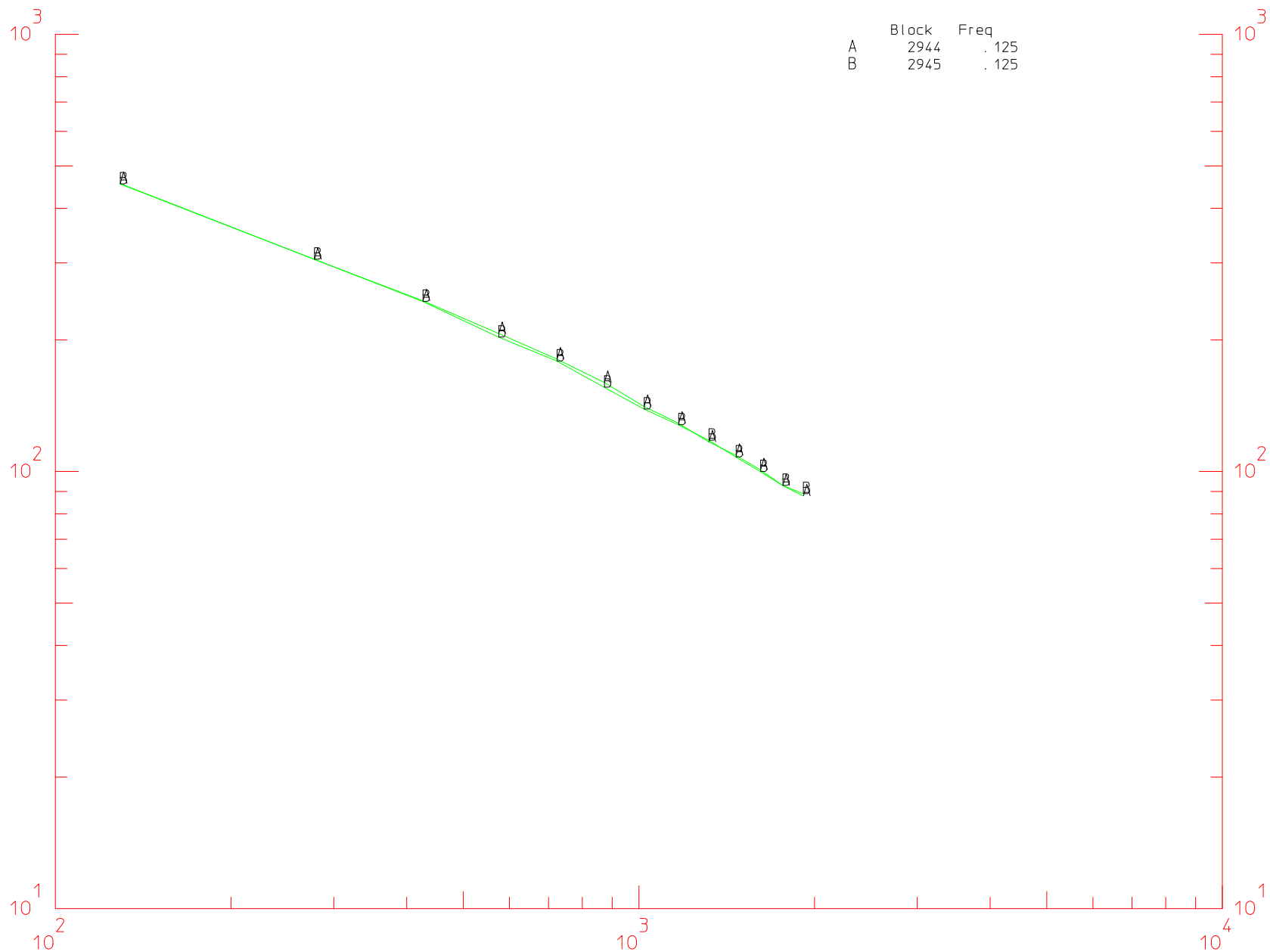
TxLen= 7393. Line= 6215. Stn= 4.

	Block	Freq
A	2944	.125
B	2945	.125

POSITIVE

NEGATIVE

TRANSIENT (10*mV/Vp)

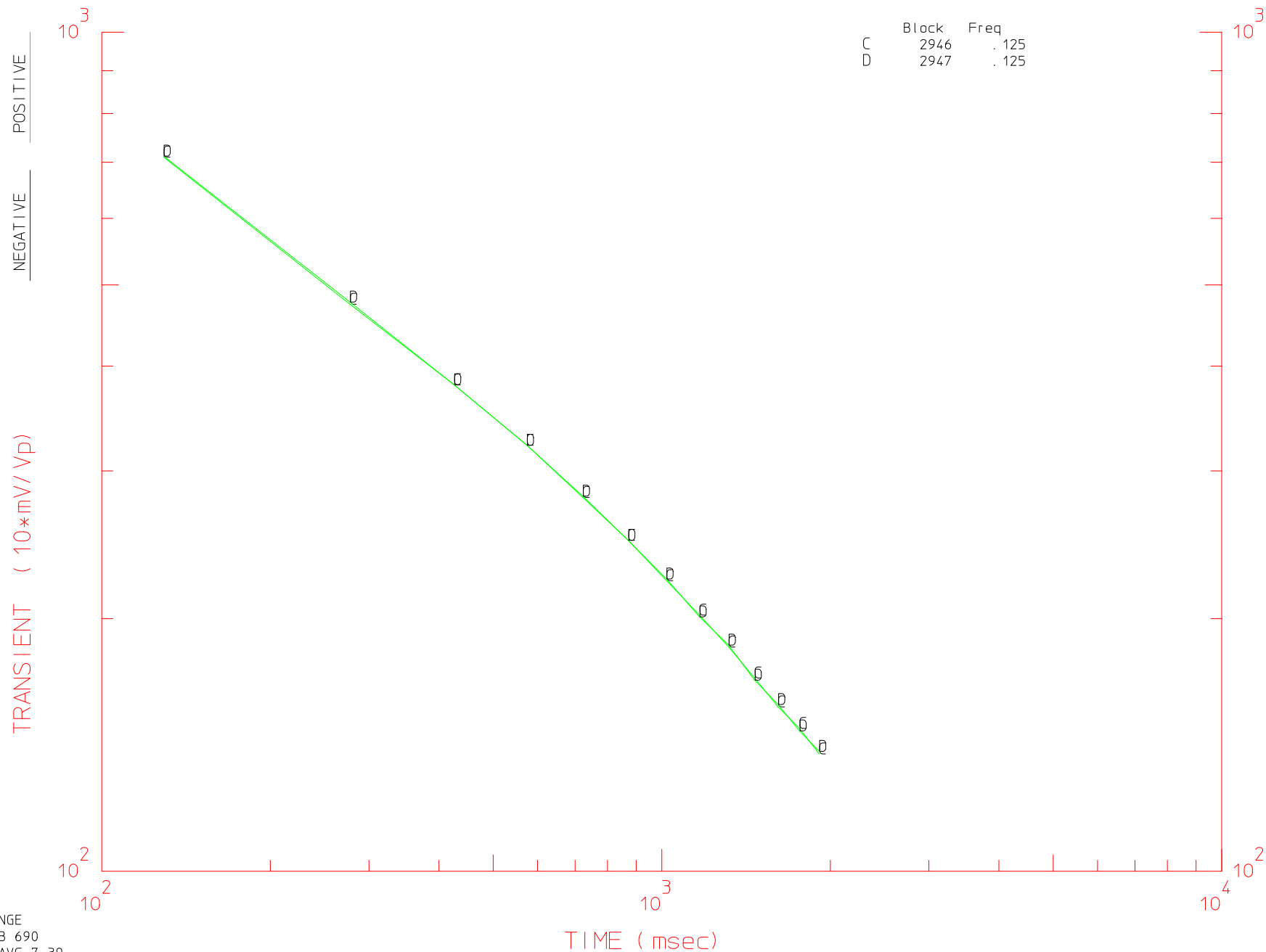


Mable Flats Grid5

Line= 12

TxLen= 7393. Line= 6040. Stn= 1.

	Block	Freq
C	2946	.125
D	2947	.125



Mable Flats Grid5

Line= 12

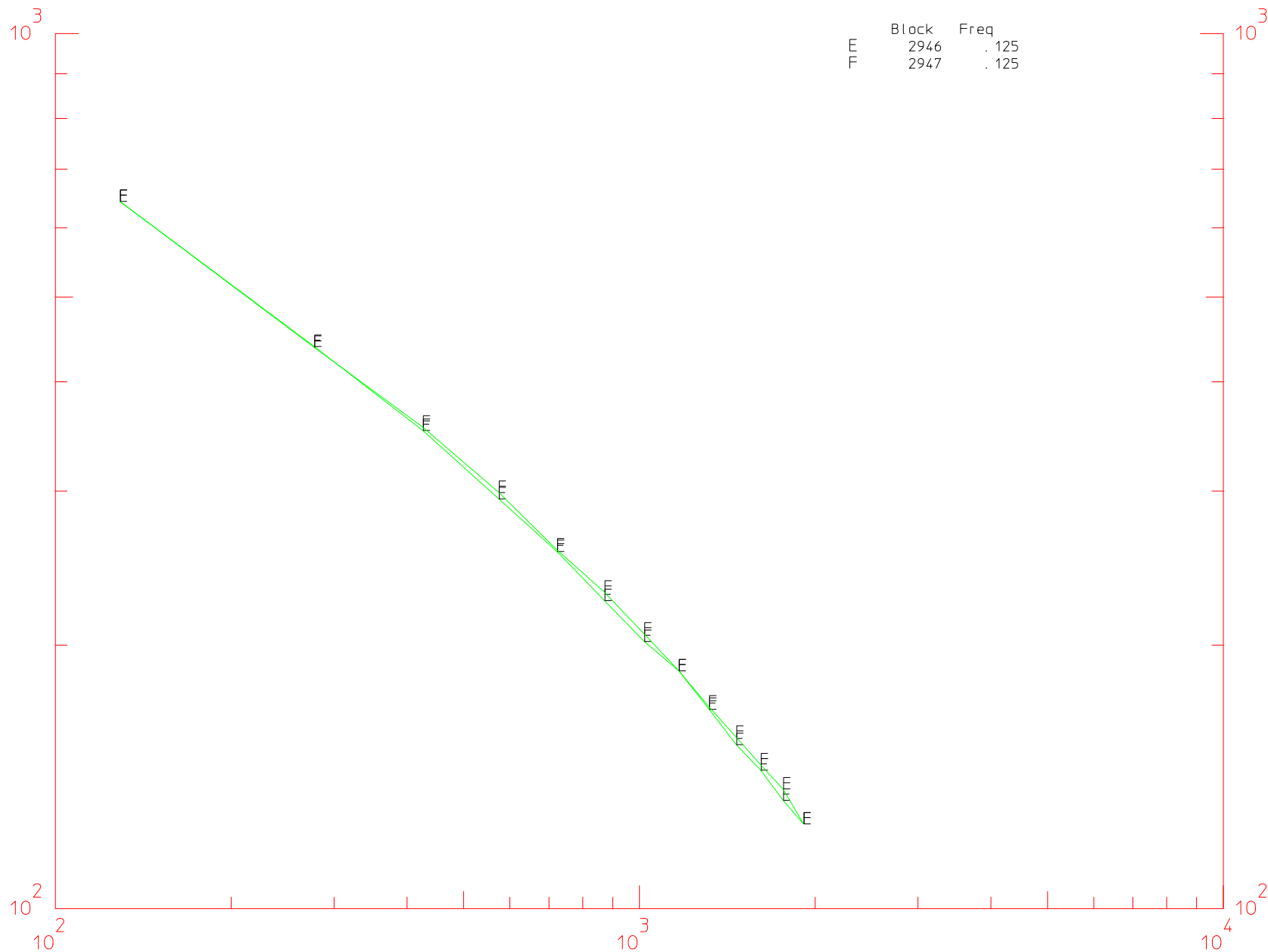
TxLen= 7393. Line= 6065. Stn= 2.

	Block	Freq
E	2946	.125
F	2947	.125

POSITIVE

NEGATIVE

TRANSIENT (10*mV/Vp)

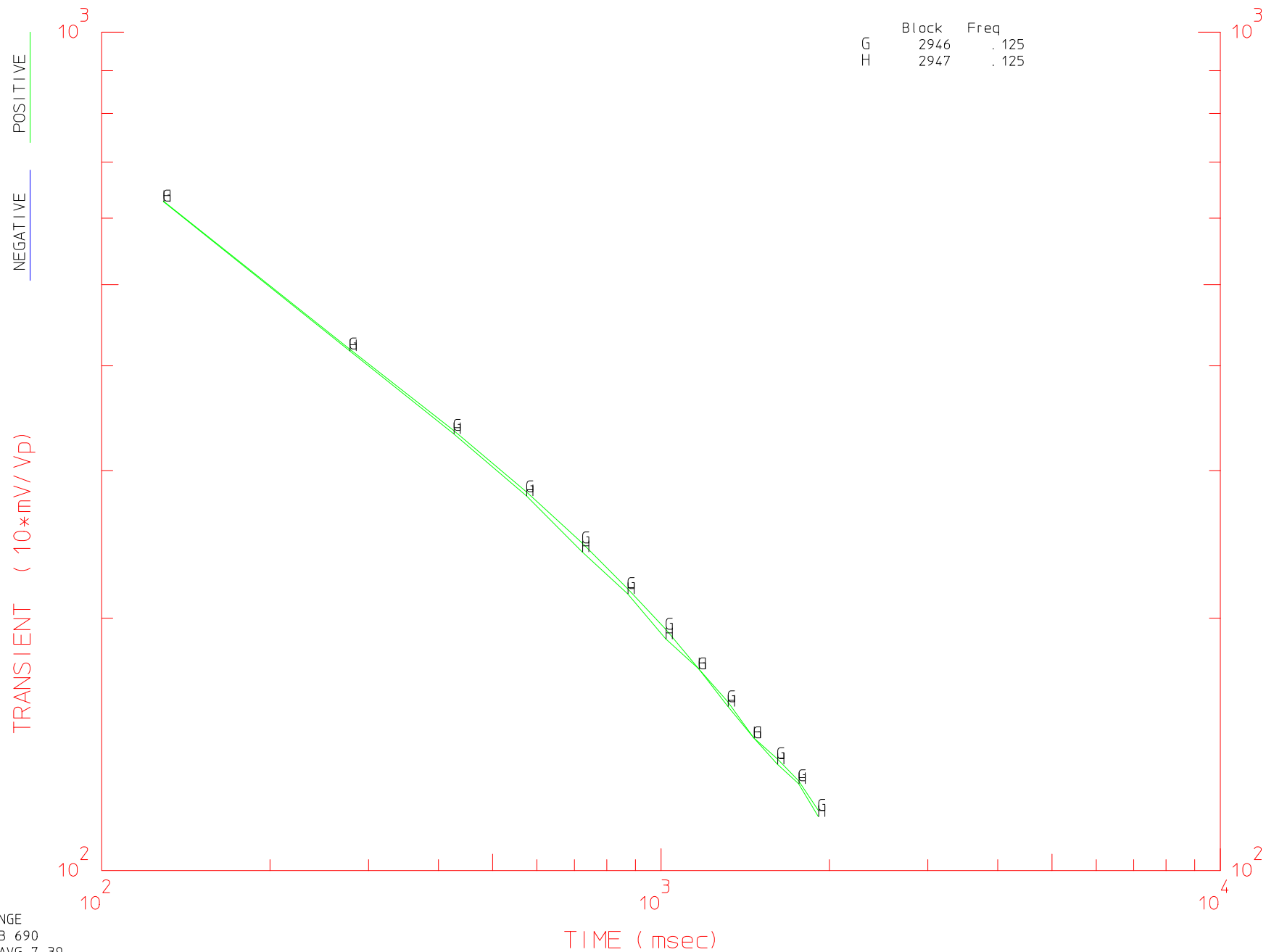


Mable Flats Grid5

Line= 12

TxLen= 7393. Line= 6090. Stn= 3.

	Block	Freq
G	2946	.125
H	2947	.125



Mable Flats Grid5

Line= 12

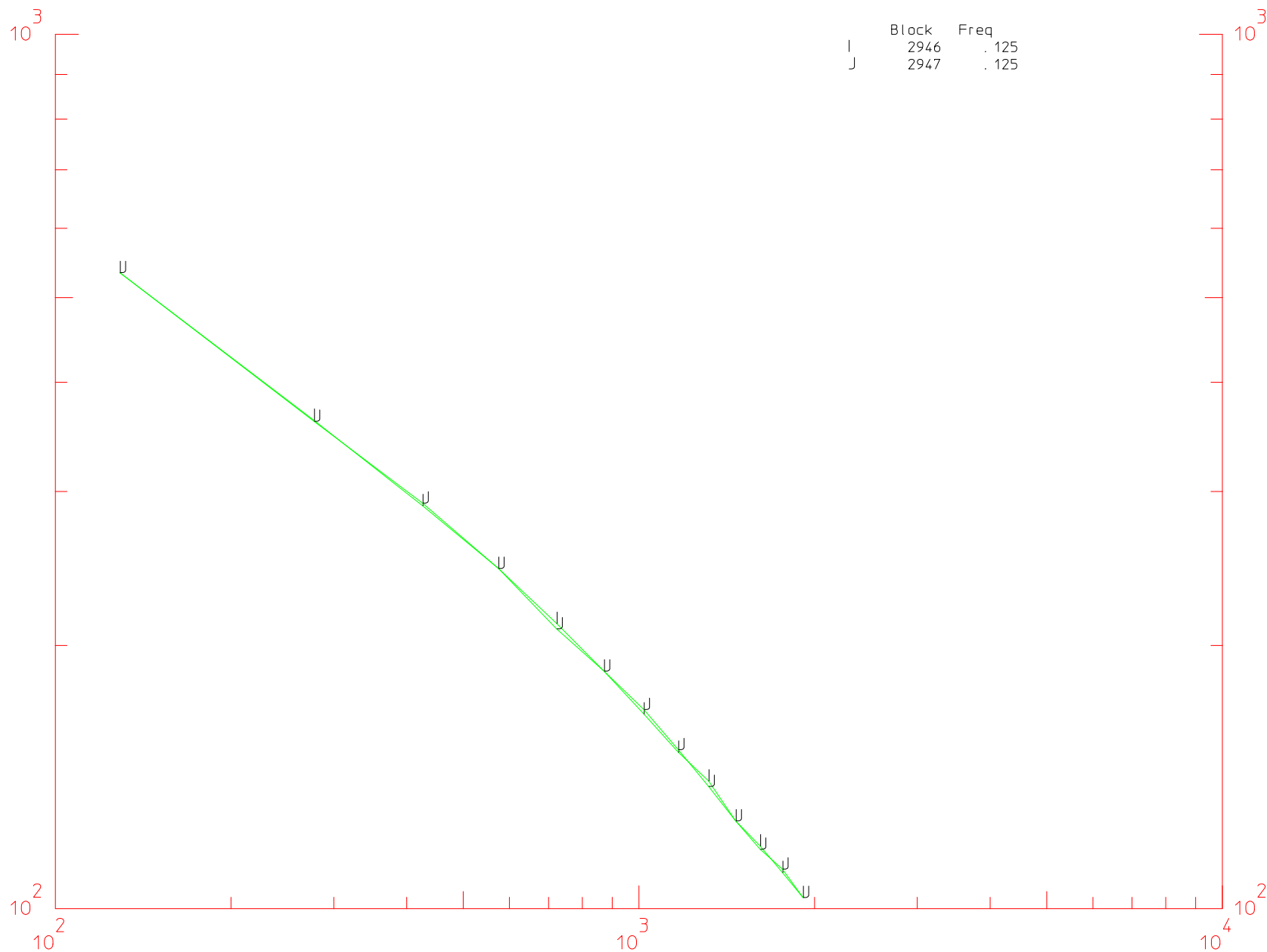
TxLen= 7393. Line= 6115. Stn= 4.

	Block	Freq
I	2946	.125
J	2947	.125

POSITIVE

NEGATIVE

TRANSIENT (10*mV/Vp)



Mable Flats Grid5

Line= 12

TxLen= 7393. Line= 5940. Stn= 1.

	Block	Freq
K	2948	.125
L	2949	.125

POSITIVE

NEGATIVE

TRANSIENT (10*mV/Vp)

10³

10²

TIME (msec)

10³

10²

10¹

10⁰

10⁻¹

10⁻²

10⁻³

10⁻⁴

10⁻⁵

10⁻⁶

10⁻⁷

10⁻⁸

10⁻⁹

10⁻¹⁰

10⁻¹¹

10⁻¹²

10⁻¹³

10⁻¹⁴

10⁻¹⁵

10⁻¹⁶

10⁻¹⁷

10⁻¹⁸

10⁻¹⁹

10⁻²⁰

10⁻²¹

10⁻²²

10⁻²³

10⁻²⁴

10⁻²⁵

10⁻²⁶

10⁻²⁷

10⁻²⁸

10⁻²⁹

10⁻³⁰

10⁻³¹

10⁻³²

10⁻³³

10⁻³⁴

10⁻³⁵

10⁻³⁶

10⁻³⁷

10⁻³⁸

10⁻³⁹

10⁻⁴⁰

10⁻⁴¹

10⁻⁴²

10⁻⁴³

10⁻⁴⁴

10⁻⁴⁵

10⁻⁴⁶

10⁻⁴⁷

10⁻⁴⁸

10⁻⁴⁹

10⁻⁵⁰

10⁻⁵¹

10⁻⁵²

10⁻⁵³

10⁻⁵⁴

10⁻⁵⁵

10⁻⁵⁶

10⁻⁵⁷

10⁻⁵⁸

10⁻⁵⁹

10⁻⁶⁰

10⁻⁶¹

10⁻⁶²

10⁻⁶³

10⁻⁶⁴

10⁻⁶⁵

10⁻⁶⁶

10⁻⁶⁷

10⁻⁶⁸

10⁻⁶⁹

10⁻⁷⁰

10⁻⁷¹

10⁻⁷²

10⁻⁷³

10⁻⁷⁴

10⁻⁷⁵

10⁻⁷⁶

10⁻⁷⁷

10⁻⁷⁸

10⁻⁷⁹

10⁻⁸⁰

10⁻⁸¹

10⁻⁸²

10⁻⁸³

10⁻⁸⁴

10⁻⁸⁵

10⁻⁸⁶

10⁻⁸⁷

10⁻⁸⁸

10⁻⁸⁹

10⁻⁹⁰

10⁻⁹¹

10⁻⁹²

10⁻⁹³

10⁻⁹⁴

10⁻⁹⁵

10⁻⁹⁶

10⁻⁹⁷

10⁻⁹⁸

10⁻⁹⁹

10⁻¹⁰⁰

10⁻¹⁰¹

10⁻¹⁰²

10⁻¹⁰³

10⁻¹⁰⁴

10⁻¹⁰⁵

10⁻¹⁰⁶

10⁻¹⁰⁷

10⁻¹⁰⁸

10⁻¹⁰⁹

10⁻¹¹⁰

10⁻¹¹¹

10⁻¹¹²

10⁻¹¹³

10⁻¹¹⁴

10⁻¹¹⁵

10⁻¹¹⁶

10⁻¹¹⁷

10⁻¹¹⁸

10⁻¹¹⁹

10⁻¹²⁰

10⁻¹²¹

10⁻¹²²

10⁻¹²³

10⁻¹²⁴

10⁻¹²⁵

10⁻¹²⁶

10⁻¹²⁷

10⁻¹²⁸

10⁻¹²⁹

10⁻¹³⁰

10⁻¹³¹

10⁻¹³²

10⁻¹³³

10⁻¹³⁴

10⁻¹³⁵

10⁻¹³⁶

10⁻¹³⁷

10⁻¹³⁸

10⁻¹³⁹

10⁻¹⁴⁰

10⁻¹⁴¹

10⁻¹⁴²

10⁻¹⁴³

10⁻¹⁴⁴

10⁻¹⁴⁵

10⁻¹⁴⁶

10⁻¹⁴⁷

10⁻¹⁴⁸

10⁻¹⁴⁹

10⁻¹⁵⁰

10⁻¹⁵¹

10⁻¹⁵²

10⁻¹⁵³

10⁻¹⁵⁴

10⁻¹⁵⁵

10⁻¹⁵⁶

10⁻¹⁵⁷

10⁻¹⁵⁸

10⁻¹⁵⁹

10⁻¹⁶⁰

10⁻¹⁶¹

10⁻¹⁶²

10⁻¹⁶³

10⁻¹⁶⁴

10⁻¹⁶⁵

10⁻¹⁶⁶

10⁻¹⁶⁷

10⁻¹⁶⁸

10⁻¹⁶⁹

10⁻¹⁷⁰

10⁻¹⁷¹

10⁻¹⁷²

10⁻¹⁷³

10⁻¹⁷⁴

10⁻¹⁷⁵

10⁻¹⁷⁶

10⁻¹⁷⁷

10⁻¹⁷⁸

10⁻¹⁷⁹

10⁻¹⁸⁰

10⁻¹⁸¹

10⁻¹⁸²

10⁻¹⁸³

10⁻¹⁸⁴

10⁻¹⁸⁵

10⁻¹⁸⁶

10⁻¹⁸⁷

10⁻¹⁸⁸

10⁻¹⁸⁹

10⁻¹⁹⁰

10⁻¹⁹¹

10⁻¹⁹²

10⁻¹⁹³

10⁻¹⁹⁴

10⁻¹⁹⁵

10⁻¹⁹⁶

10⁻¹⁹⁷

10⁻¹⁹⁸

10⁻¹⁹⁹

10⁻²⁰⁰

10⁻²⁰¹

10⁻²⁰²

10⁻²⁰³

10⁻²⁰⁴

10⁻²⁰⁵

10⁻²⁰⁶

10⁻²⁰⁷

10⁻²⁰⁸

10⁻²⁰⁹

10⁻²¹⁰

10⁻²¹¹

10⁻²¹²

10⁻²¹³

10⁻²¹⁴

10⁻²¹⁵

10⁻²¹⁶

10⁻²¹⁷

10⁻²¹⁸

10⁻²¹⁹

10⁻²²⁰

10⁻²²¹

10⁻²²²

10⁻²²³

10⁻²²⁴

10⁻²²⁵

10⁻²²⁶

10⁻²²⁷

10⁻²²⁸

10⁻²²⁹

10⁻²³⁰

10⁻²³¹

10⁻²³²

10⁻²³³

10⁻²³⁴

10⁻²³⁵

10⁻²³⁶

10⁻²³⁷

10⁻²³⁸

10⁻²³⁹

10⁻²⁴⁰

10⁻²⁴¹

10⁻²⁴²

10⁻²⁴³

10⁻²⁴⁴

10⁻²⁴⁵

10⁻²⁴⁶

10⁻²⁴⁷

10⁻²⁴⁸

10⁻²⁴⁹

10⁻²⁵⁰

10⁻²⁵¹

10⁻²⁵²

10⁻²⁵³

10⁻²⁵⁴

10⁻²⁵⁵

10⁻²⁵⁶

10⁻²⁵⁷

10⁻²⁵⁸

10⁻²⁵⁹

10⁻²⁶⁰

10⁻²⁶¹

10⁻²⁶²

10⁻²⁶³

10⁻²⁶⁴

10⁻²⁶⁵

10⁻²⁶⁶

10⁻²⁶⁷

10⁻²⁶⁸

10⁻²⁶⁹

10⁻²⁷⁰

10⁻²⁷¹

10⁻²⁷²

10⁻²⁷³

10⁻²⁷⁴

10⁻²⁷⁵

10⁻²⁷⁶

10⁻²⁷⁷

10⁻²⁷⁸

10⁻²⁷⁹

10⁻²⁸⁰

10⁻²⁸¹

10⁻²⁸²

10⁻²⁸³

10⁻²⁸⁴

10⁻²⁸⁵

10⁻²⁸⁶

10⁻²⁸⁷

10⁻²⁸⁸

10⁻²⁸⁹

10⁻²⁹⁰

10⁻²⁹¹

10⁻²⁹²

10⁻²⁹³

10⁻²⁹⁴

10⁻²⁹⁵

Mable Flats Grid5

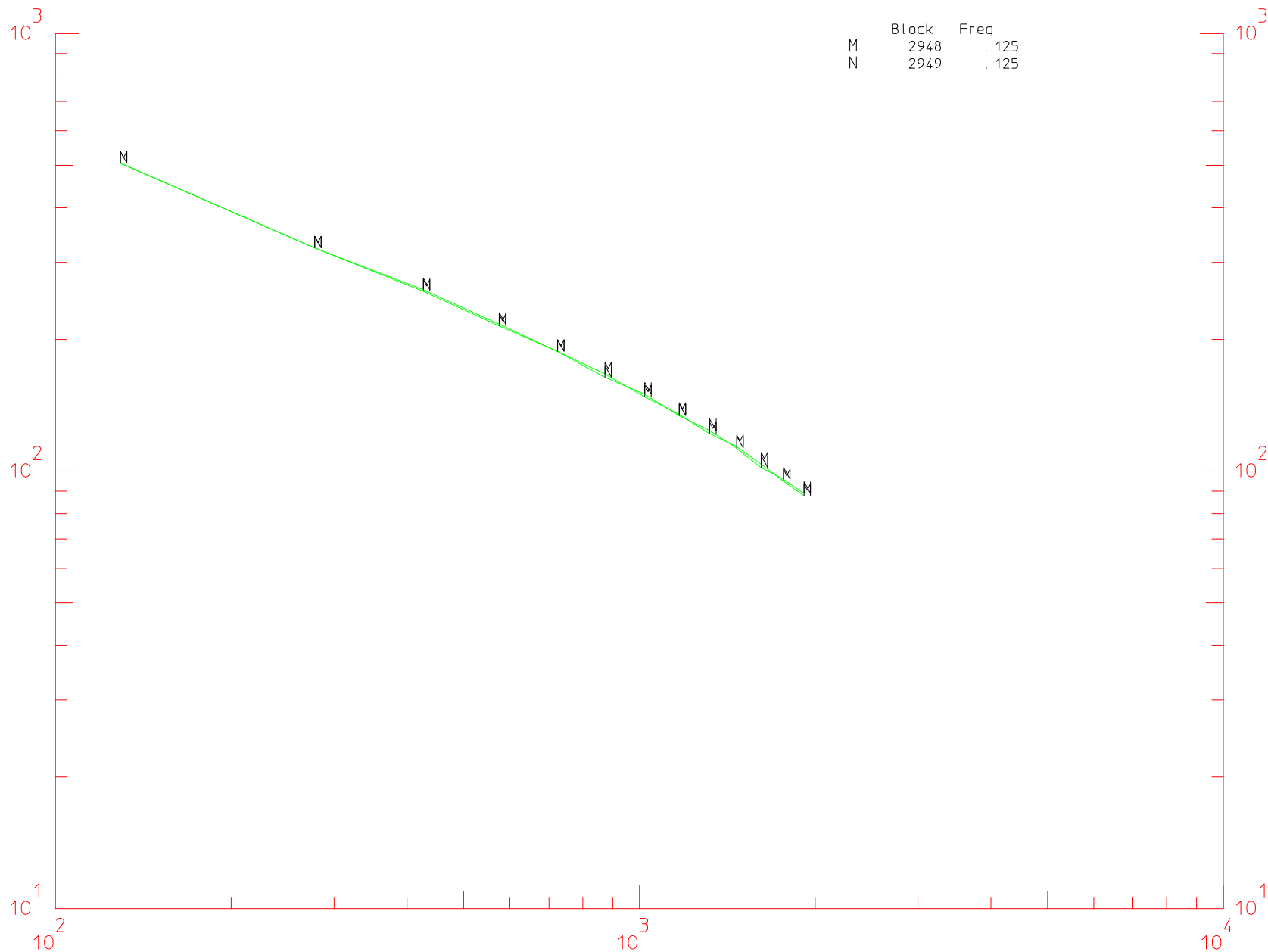
Line= 12

TxLen= 7393. Line= 5965. Stn= 2.

	Block	Freq
M	2948	.125
N	2949	.125

POSITIVE
NEGATIVE

TRANSIENT (10*mV/Vp)



Mable Flats Grid5

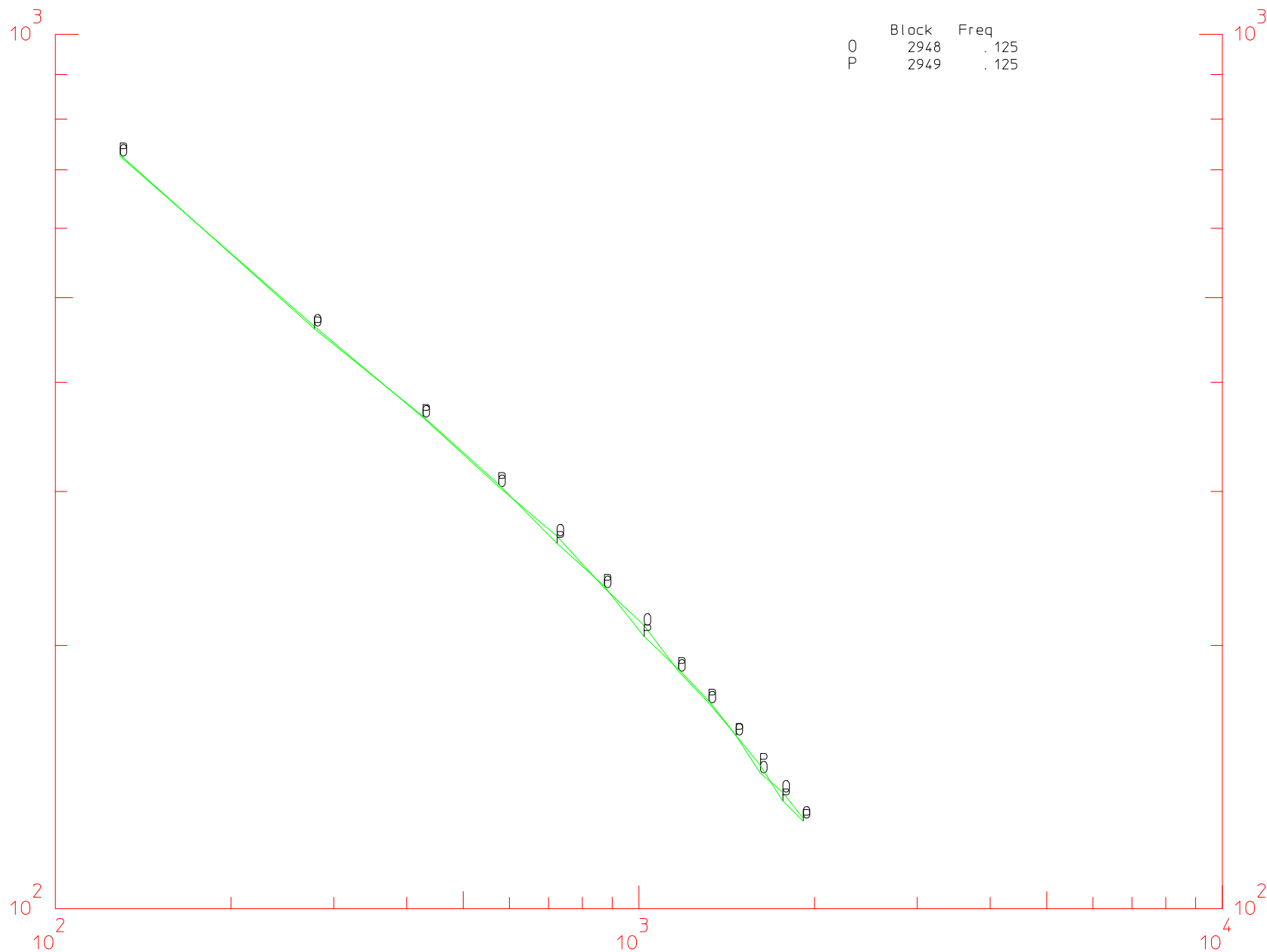
Line= 12

TxLen= 7393. Line= 5990. Stn= 3.

	Block	Freq
O	2948	.125
P	2949	.125

POSITIVE
NEGATIVE

TRANSIENT (10*mV/Vp)

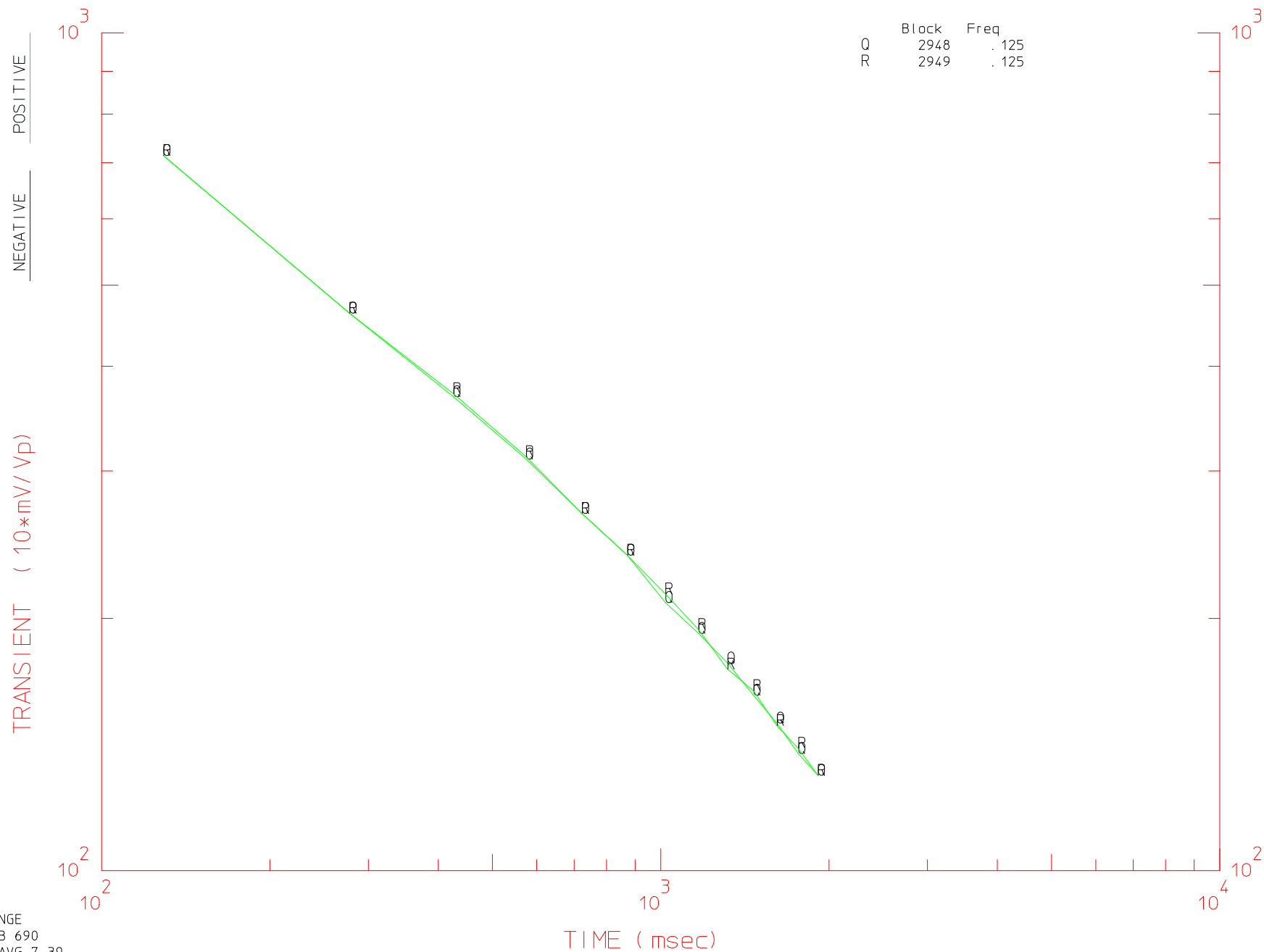


Mable Flats Grid5

Line= 12

TxLen= 7393. Line= 6015. Stn= 4.

	Block	Freq
Q	2948	.125
R	2949	.125



Mable Flats Grid5

Line= 12

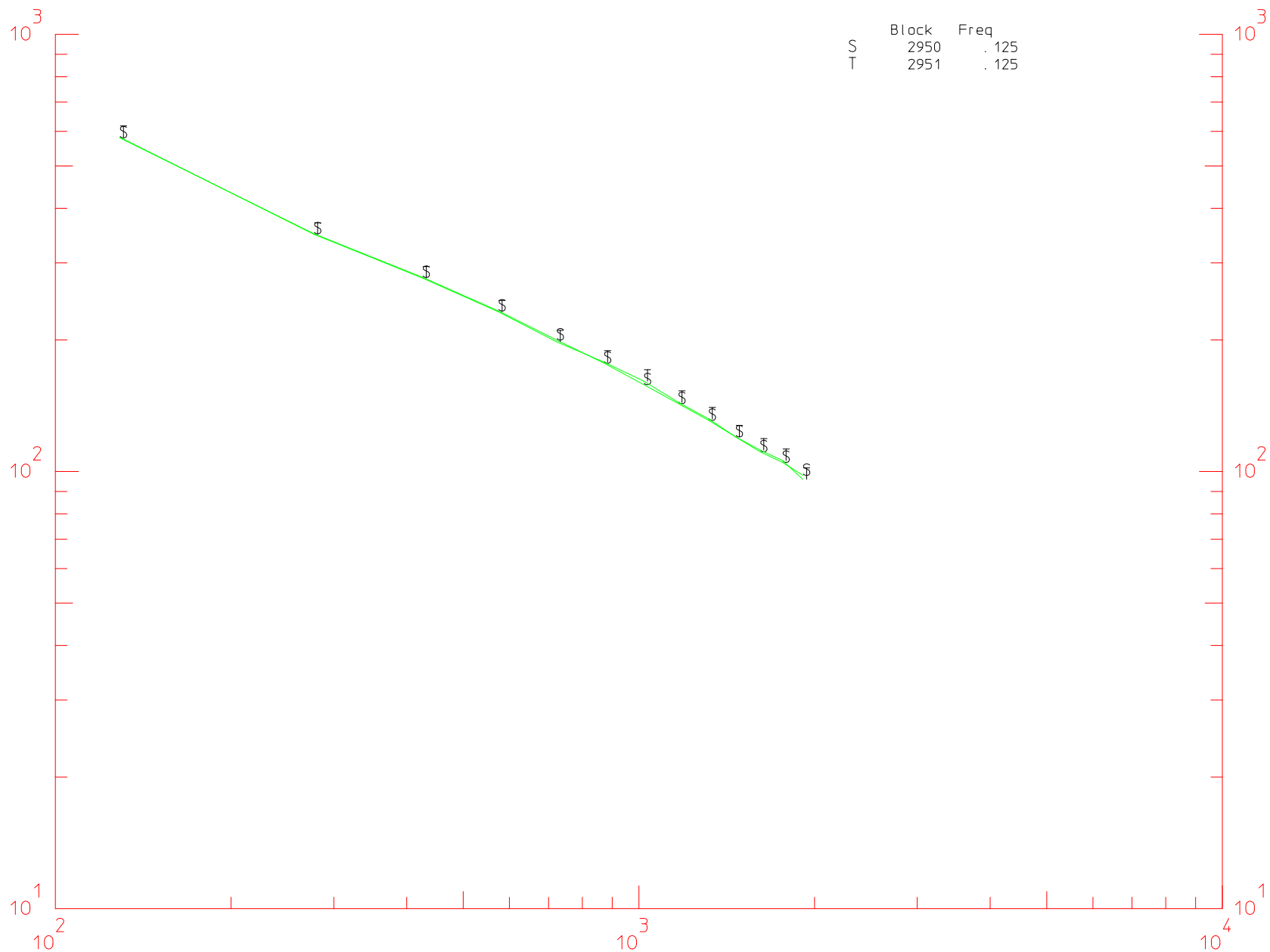
TxLen= 7393. Line= 5840. Stn= 1.

	Block	Freq
S	2950	.125
T	2951	.125

POSITIVE

NEGATIVE

TRANSIENT (10*mV/Vp)



Mable Flats Grid5

Line= 12

TxLen= 7393. Line= 5865. Stn= 2.

	Block	Freq
U	2950	.125
V	2951	.125

POSITIVE

NEGATIVE

TRANSIENT (10*mV/Vp)

10³

10²

10¹

10³

10²

10¹

TIME (msec)

Mable Flats Grid5

Line= 12

TxLen= 7393. Line= 5890. Stn= 3.

	Block	Freq
W	2950	.125
X	2951	.125

POSITIVE

NEGATIVE

TRANSIENT (10*mV/Vp)

10¹

10²

10³

TIME (msec)

10³

10¹

10²

10³

Mable Flats Grid5

Line= 12

TxLen= 7393. Line= 5915. Stn= 4.

	Block	Freq
Y	2950	.125
Z	2951	.125

POSITIVE

NEGATIVE

TRANSIENT (10*mV/Vp)

