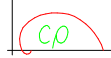


Line 14
Mable Flats Grid16
for
Allegence Mining

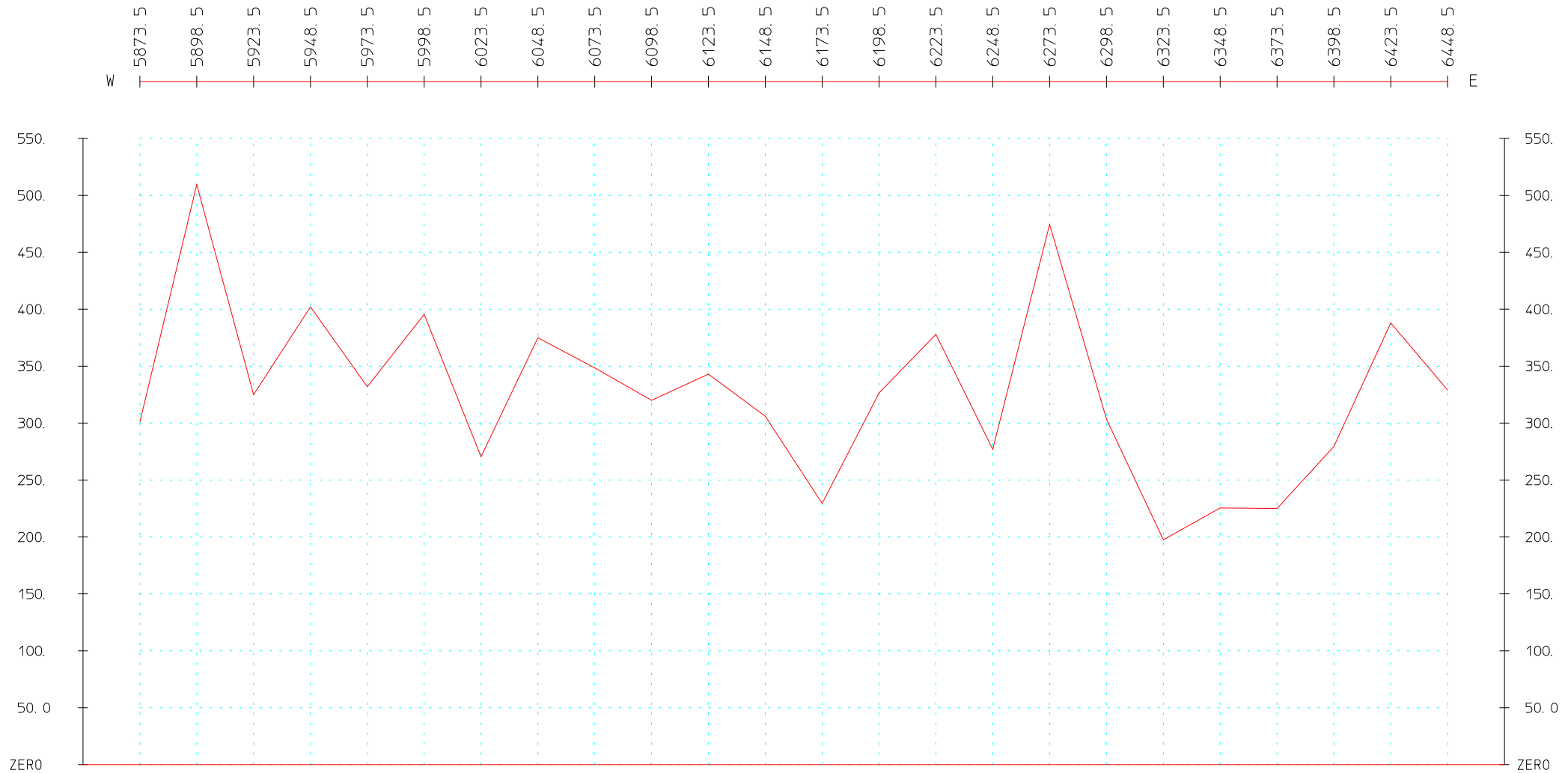
Field Job 690
ZONGE ZPLOT 7.27
File 14. Z, Plotted 01 Feb 06



TIME DOMAIN IP SURVEY DATA
Apparent RESISTIVITY
values in ohm-meters

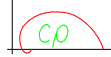
SURVEY LINE DATA
A - Spacing= 25 m
Survey Date= Jan 2006

Window NUMBER and TIME (seconds)
: 7.488*



Line 14
Mable Flats Grid16
for
Allegence Mining

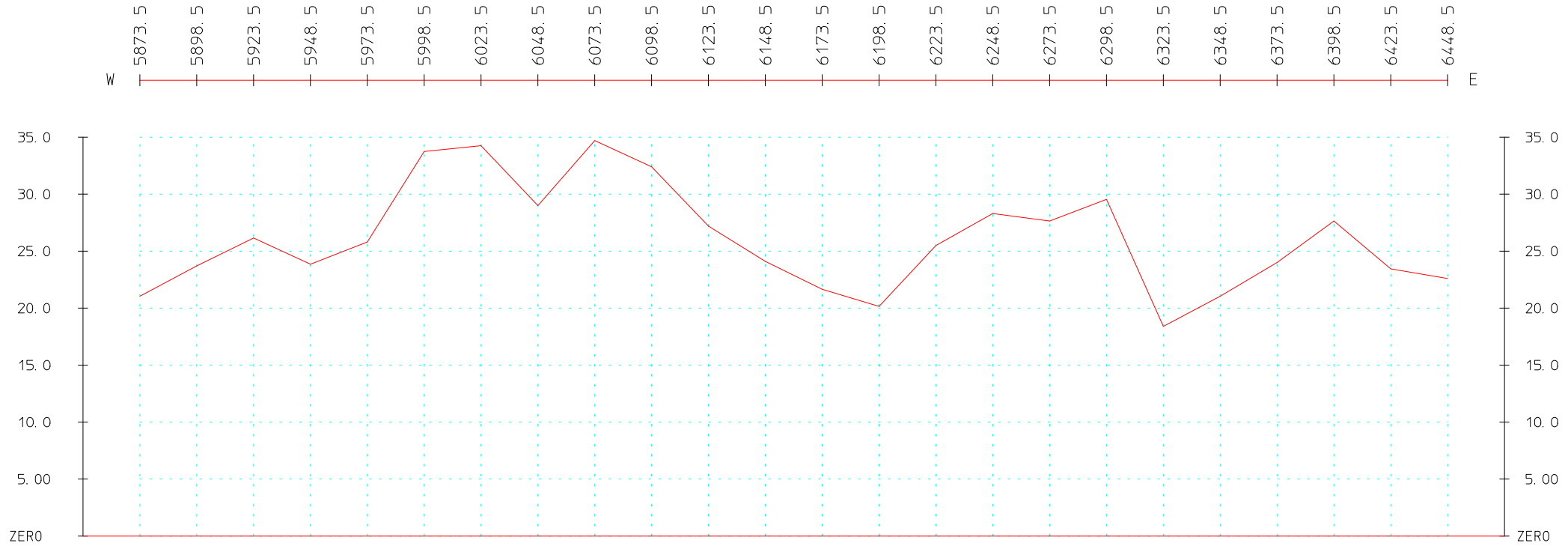
Field Job 690
ZONGE ZPLOT 7. 27
File 14. Z, Plotted 01 Feb 06



TIME DOMAIN IP SURVEY DATA
Newmont CHARGEABILITY
values in milliseconds

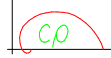
SURVEY LINE DATA
A - Spacing= 25 m
Survey Date= Jan 2006

Window NUMBER and TIME (seconds)
: 7. 488*



Line 14
Mable Flats Grid16
for
Allegence Mining

Field Job 690
ZONGE ZPLOT 7.27
File 14. Z, Plotted 01 Feb 06

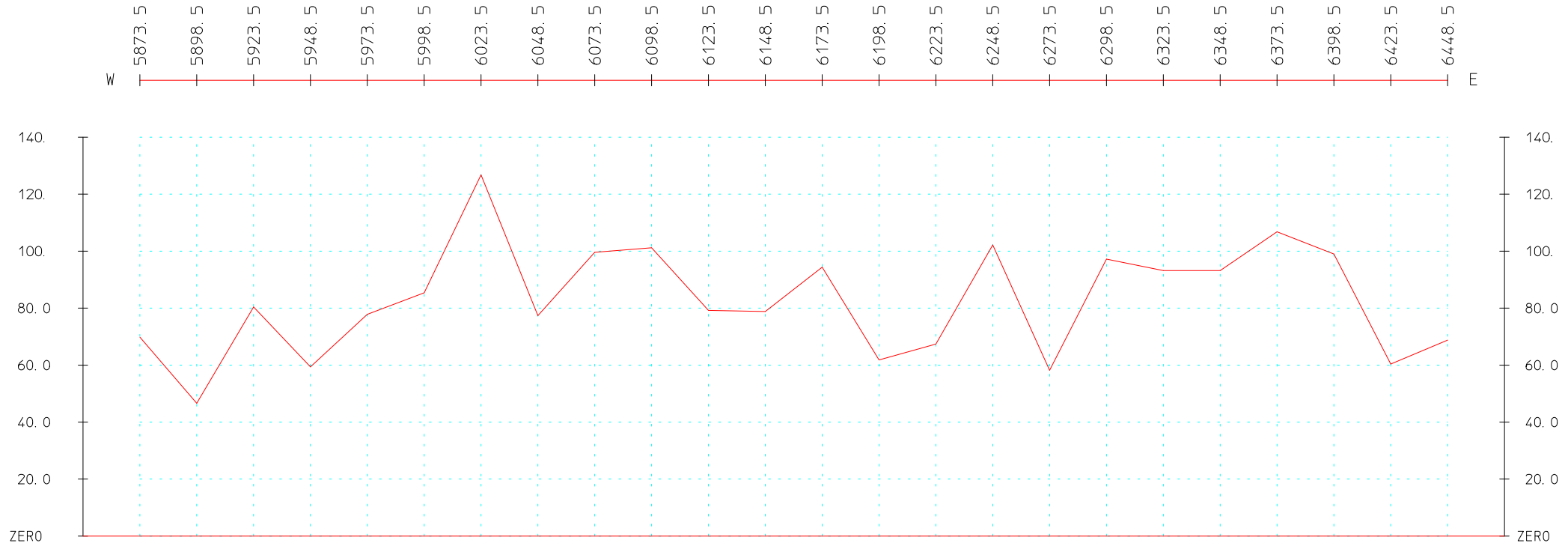


TIME DOMAIN IP SURVEY DATA
METAL FACTOR

using Newmont Chargeability
and Apparent Resistivity

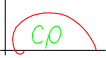
SURVEY LINE DATA
A - Spacing= 25 m
Survey Date= Jan 2006

Window NUMBER and TIME (seconds)
: 7.488*



Line 14
Mable Flats Grid16
for
Allegence Mining

Field Job 690
ZONGE ZPLOT 7. 27
File 14. Z, Plotted 01 Feb 06



TIME DOMAIN IP SURVEY DATA
PEAK VOLTAGE Vp
values in millivolts

SURVEY LINE DATA
A - Spacing= 25 m
Survey Date= Jan 2006

Window NUMBER and TIME (seconds)
: 7. 488*

