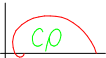


Line 2098N  
Mable Flats Grid19  
for  
Allegence Mining

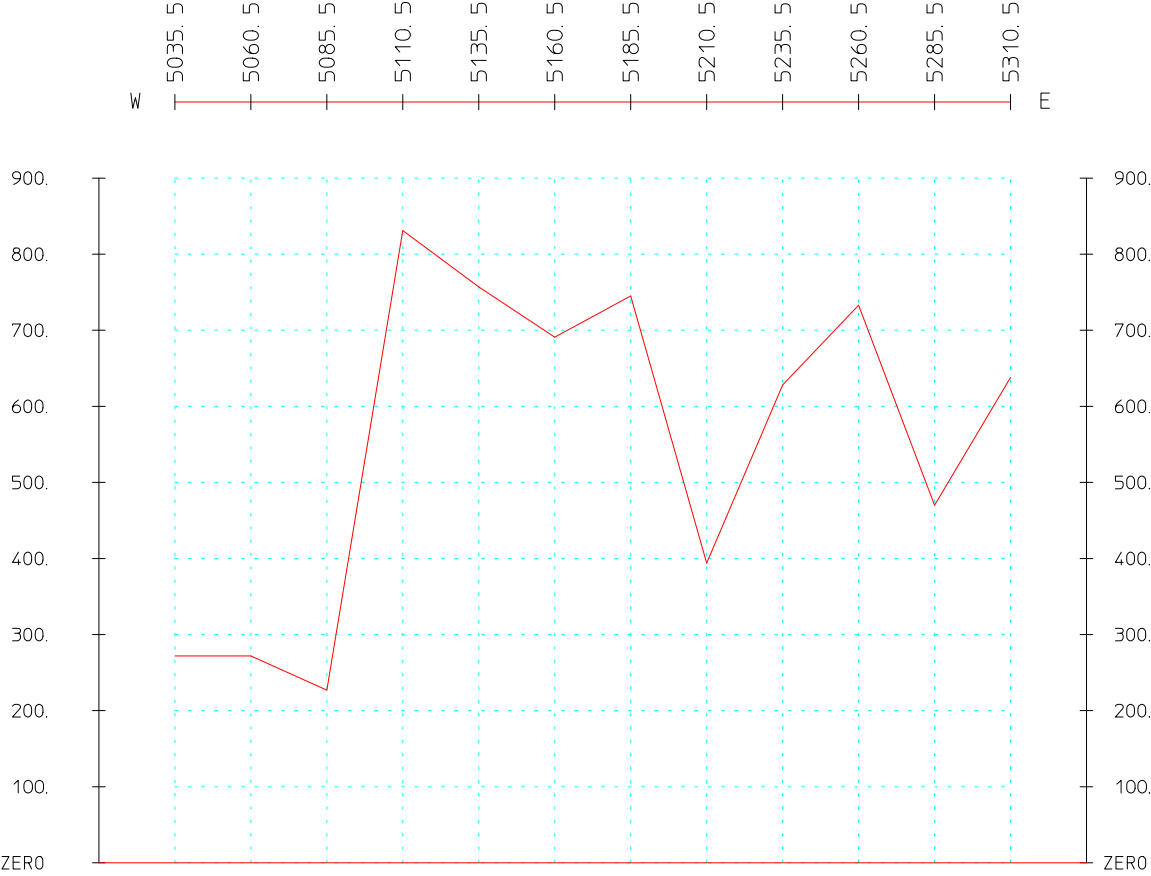
Field Job 690  
ZONGE ZPLOT 7. 27  
File LINE20. Z, Plotted 20 Feb 06



TIME DOMAIN IP SURVEY DATA  
Apparent RESISTIVITY  
values in ohm-meters

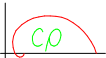
SURVEY LINE DATA  
A - Spacing= 25 m  
Survey Date= Jan 2006

Window NUMBER and TIME (seconds)  
: 2. 098\*



Line 2098N  
Mable Flats Grid19  
for  
Allegence Mining

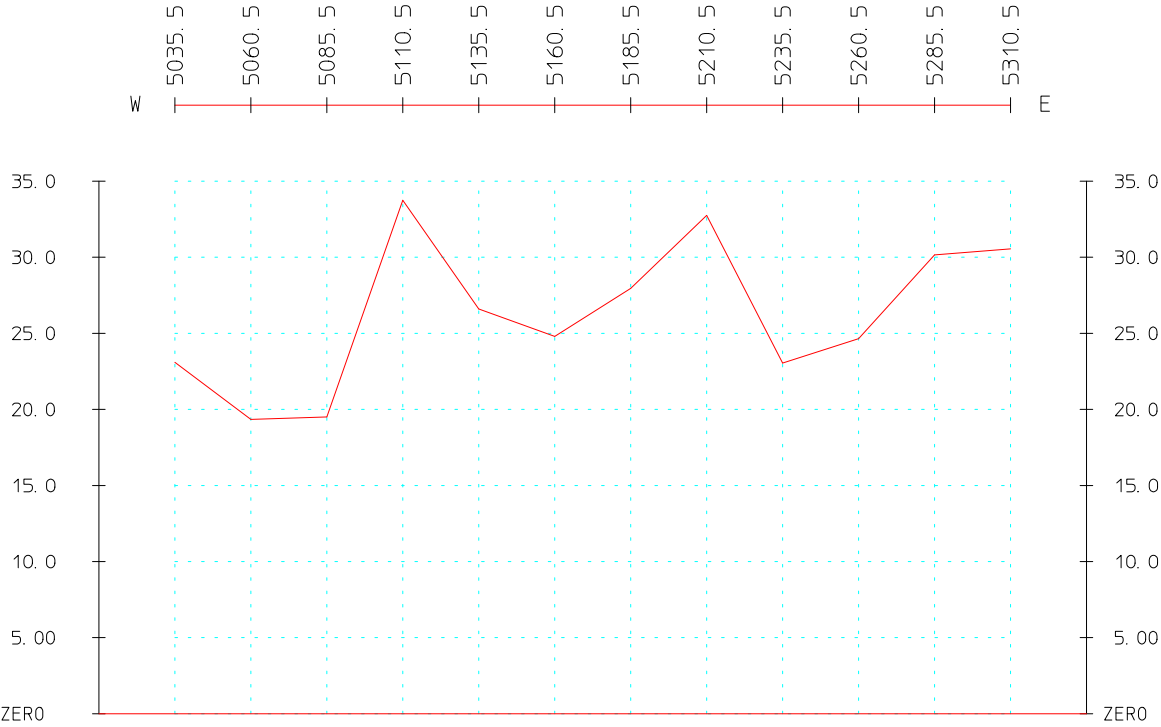
Field Job 690  
ZONGE ZPLOT 7. 27  
File LINE20. Z, Plotted 20 Feb 06



TIME DOMAIN IP SURVEY DATA  
Newmont CHARGEABILITY  
values in milliseconds

SURVEY LINE DATA  
A - Spacing= 25 m  
Survey Date= Jan 2006

Window NUMBER and TIME (seconds)  
: 2. 098\*



Line 2098N  
Mable Flats Grid19  
for  
Allegence Mining

Field Job 690  
ZONGE ZPLOT 7. 27  
File LINE20. Z, Plotted 20 Feb 06

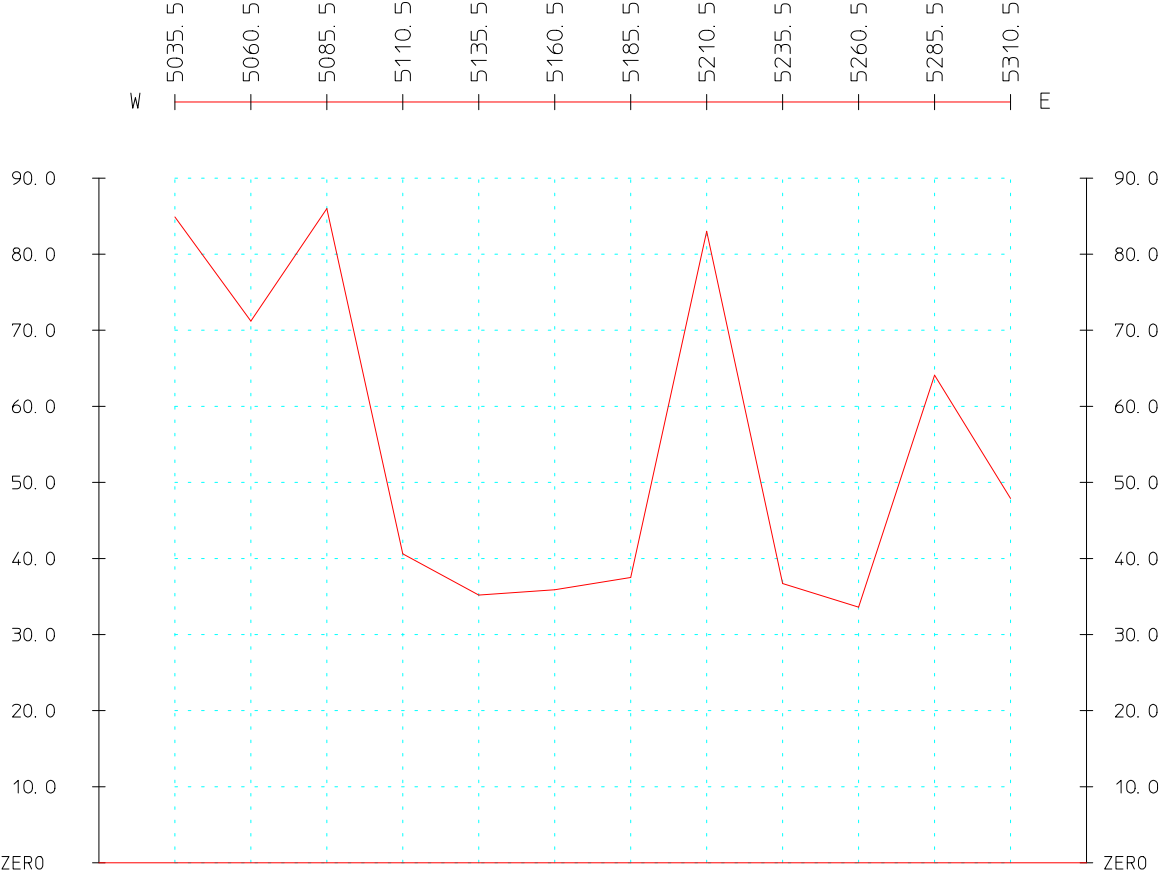


TIME DOMAIN IP SURVEY DATA  
METAL FACTOR

using Newmont Chargeability  
and Apparent Resistivity

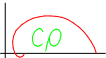
SURVEY LINE DATA  
A - Spacing= 25 m  
Survey Date= Jan 2006

Window NUMBER and TIME (seconds)  
: 2. 098\*



Line 2098N  
Mable Flats Grid19  
for  
Allegence Mining

Field Job 690  
ZONGE ZPLOT 7. 27  
File LINE20. Z, Plotted 20 Feb 06



TIME DOMAIN IP SURVEY DATA  
PEAK VOLTAGE  $V_p$   
values in millivolts

SURVEY LINE DATA  
A - Spacing= 25 m  
Survey Date= Jan 2006

Window NUMBER and TIME (seconds)  
: 2. 098\*

