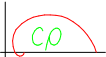


Line 2141N
Mable Flats Grid22
for
Allegence Mining

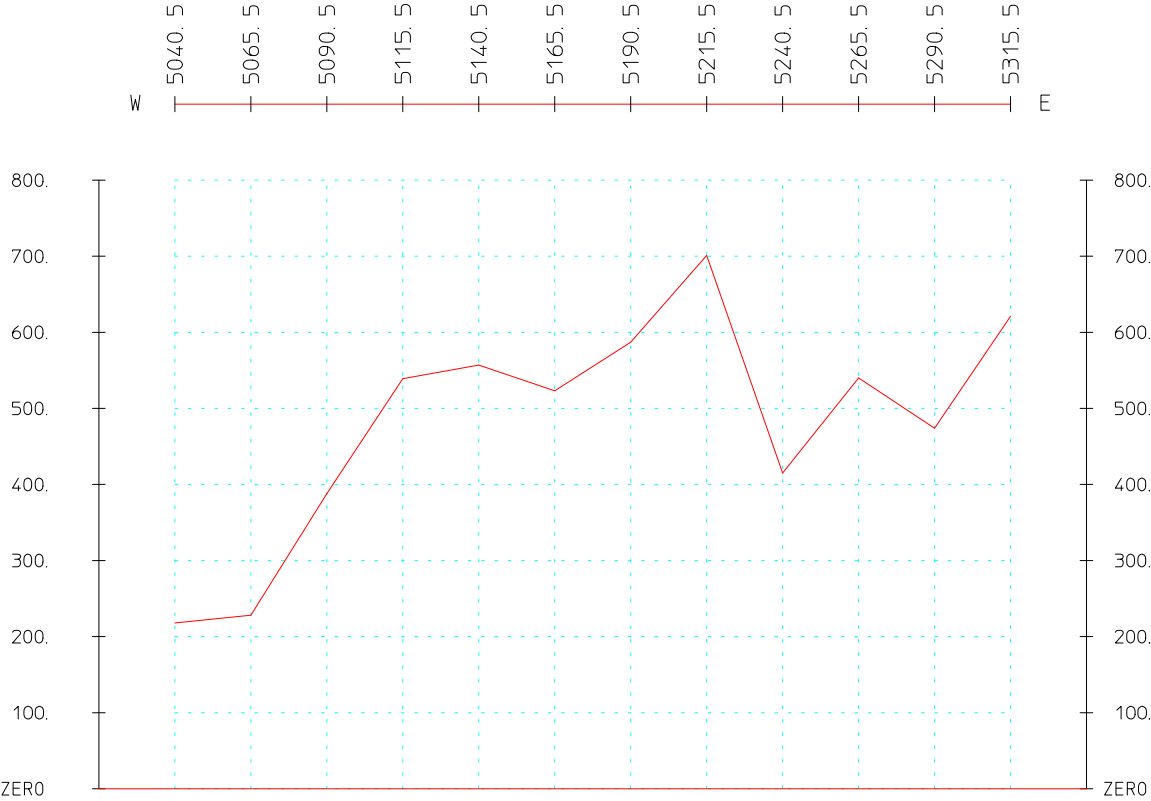
Field Job 690
ZONGE ZPLOT 7. 27
File LINE21. Z, Plotted 20 Feb 06



TIME DOMAIN IP SURVEY DATA
Apparent RESISTIVITY
values in ohm-meters

SURVEY LINE DATA
A - Spacing= 25 m
Survey Date= Jan 2006

Window NUMBER and TIME (seconds)
: 2. 141*



Line 2141N
Mable Flats Grid22
for
Allegence Mining

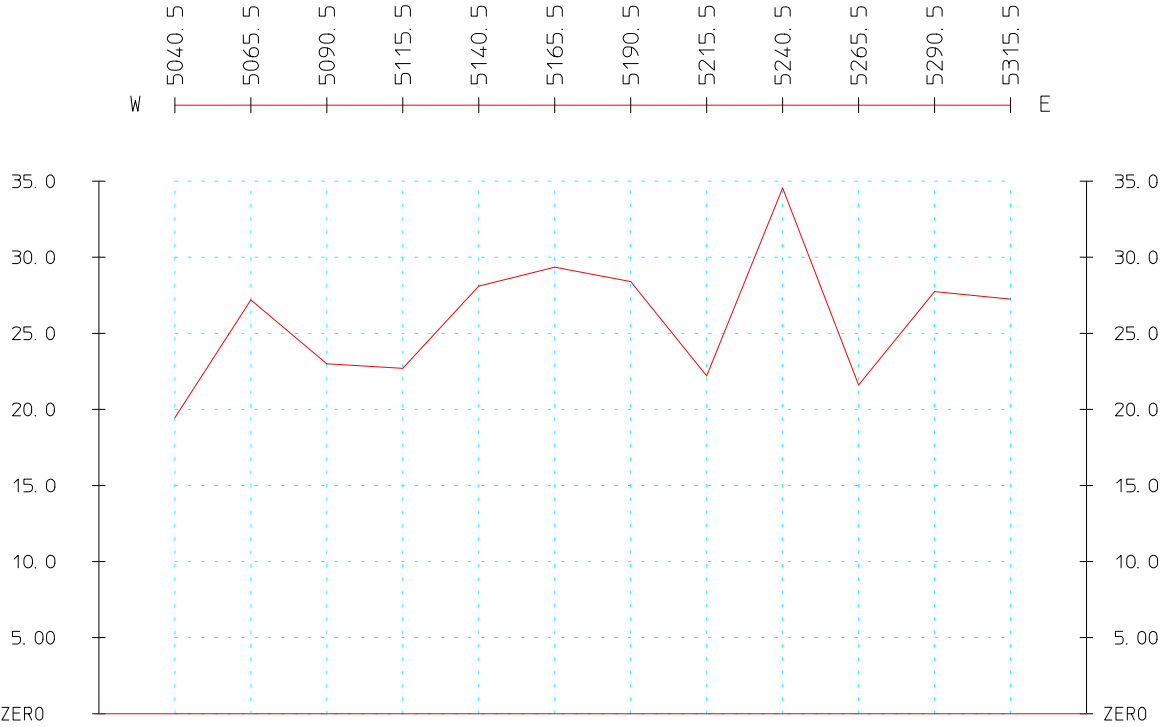
Field Job 690
ZONGE ZPLOT 7. 27
File LINE21. Z, Plotted 20 Feb 06



TIME DOMAIN IP SURVEY DATA
Newmont CHARGEABILITY
values in milliseconds

SURVEY LINE DATA
A - Spacing= 25 m
Survey Date= Jan 2006

Window NUMBER and TIME (seconds)
: 2. 141*



Line 2141N
Mable Flats Grid22
for
Allegence Mining

Field Job 690
ZONGE ZPLOT 7. 27
File LINE21. Z, Plotted 20 Feb 06



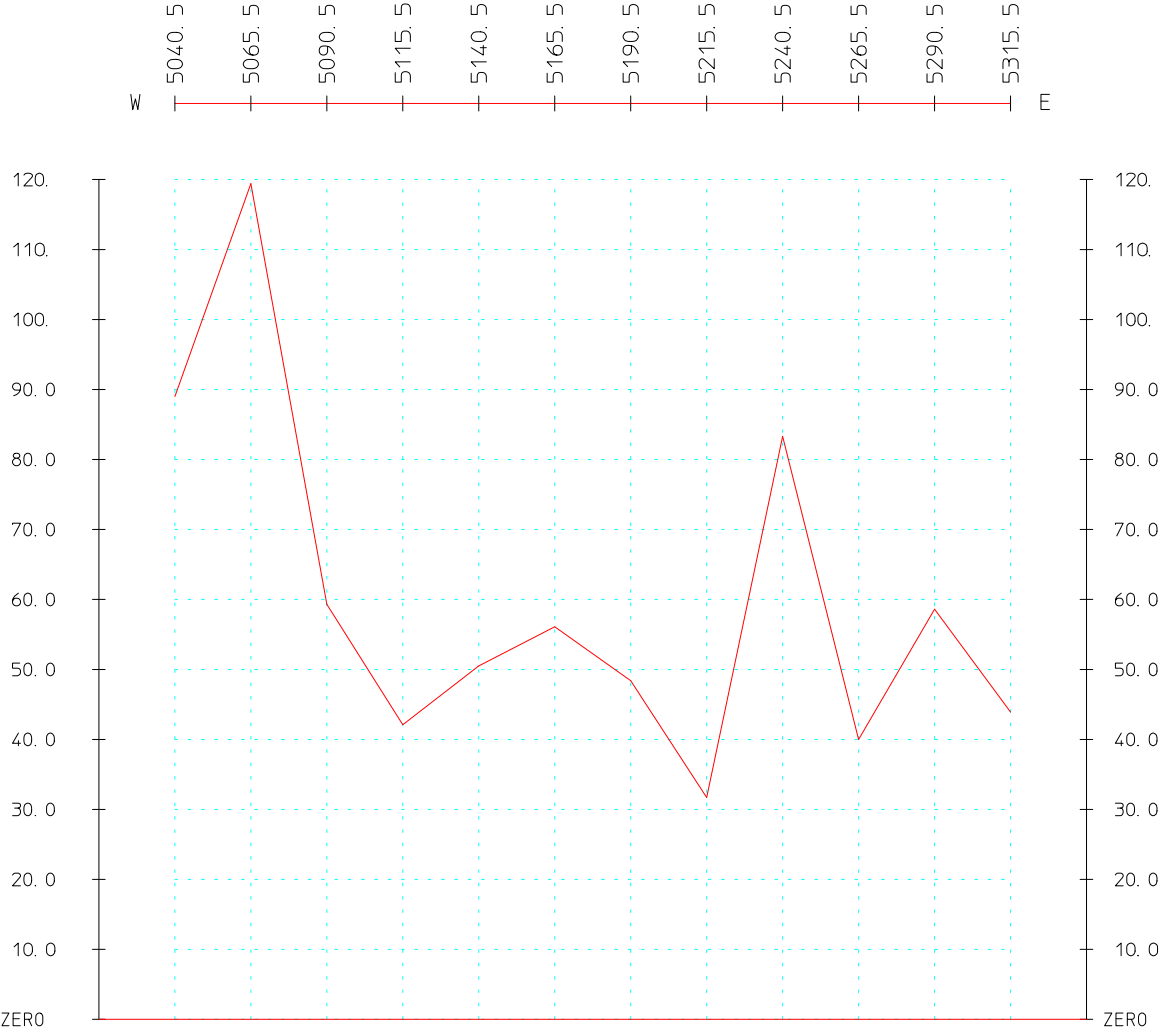
TIME DOMAIN IP SURVEY DATA
METAL FACTOR

using Newmont Chargeability
and Apparent Resistivity

SURVEY LINE DATA
A - Spacing= 25 m

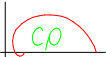
Survey Date= Jan 2006

Window NUMBER and TIME (seconds)
: 2. 141*



Line 2141N
Mable Flats Grid22
for
Allegence Mining

Field Job 690
ZONGE ZPLOT 7. 27
File LINE21. Z, Plotted 20 Feb 06



TIME DOMAIN IP SURVEY DATA
PEAK VOLTAGE Vp
values in millivolts

SURVEY LINE DATA
A - Spacing= 25 m
Survey Date= Jan 2006

Window NUMBER and TIME (seconds)
: 2. 141*

