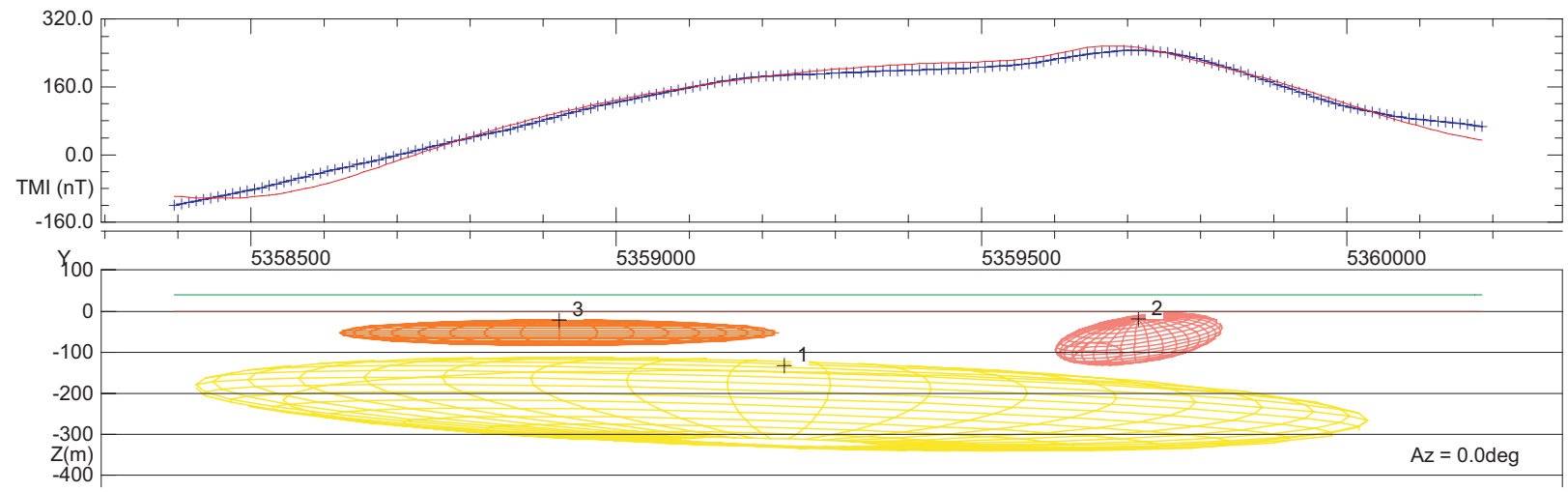
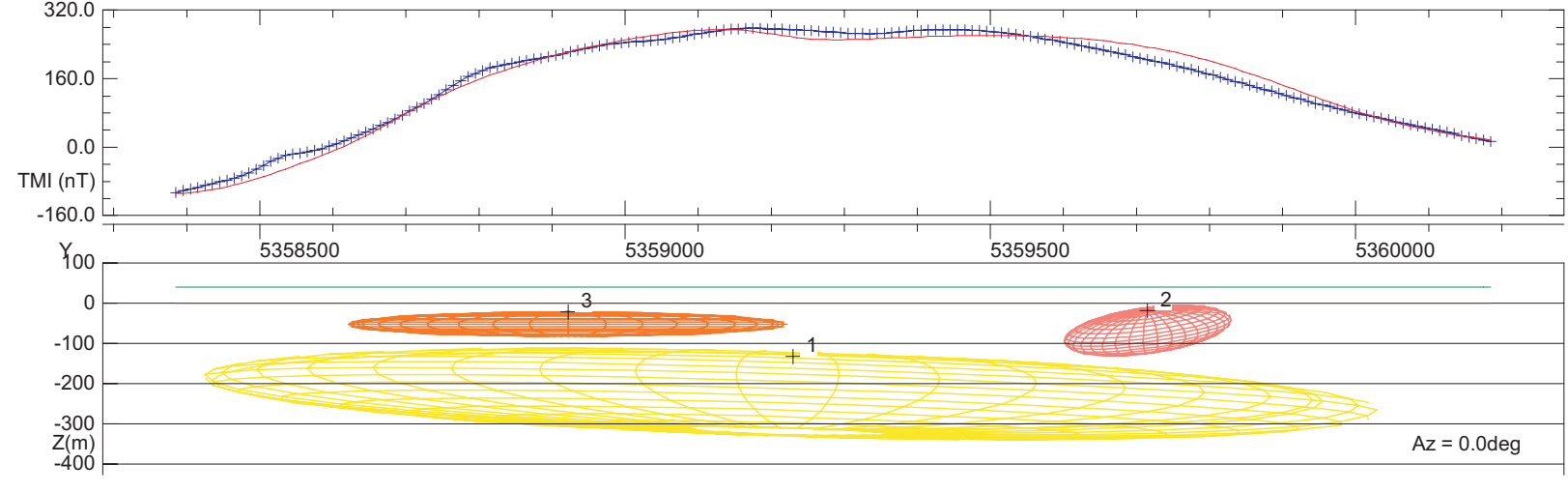


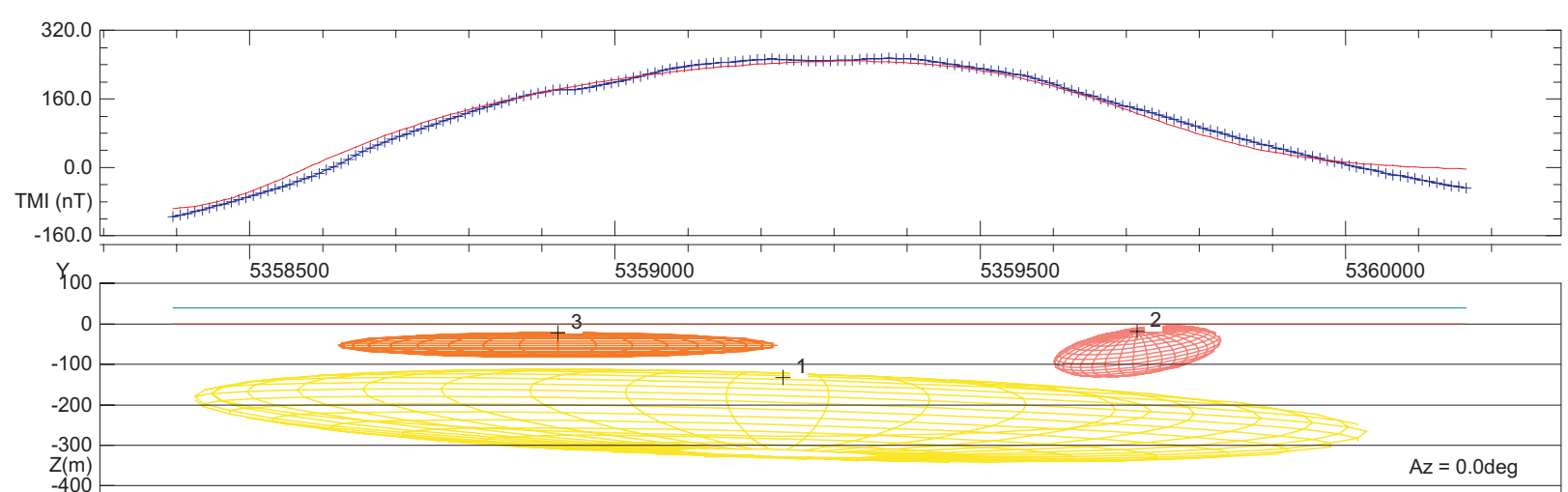
Line 358800E



Line 359200E



Line 359600E

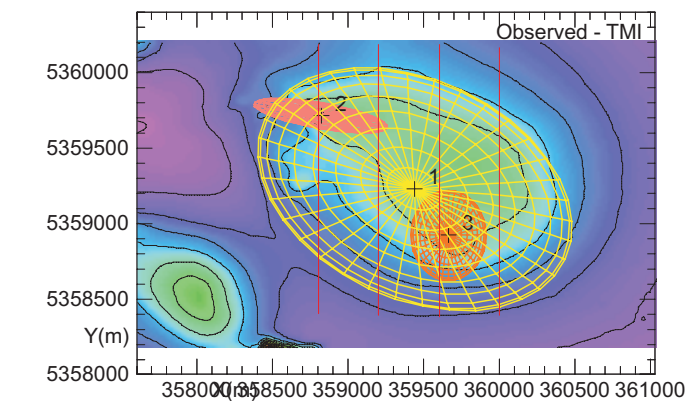


Line 360000E

Model Summary

IGRF : H = 61965; Az = 13.2; Inc = -72.2

Body	Type	Description	X	Y	Z	Strike	Dip	Plunge	Susc.	A	B	C
3	Ellipsoid		359663.0	5358922.1	-22.1	-90.0	0.0	0.0	0.0100	600.0	500.0	60.0
2	Ellipsoid		358822.0	5359715.0	-17.9	-80.0	0.0	-5.0	0.0190	170.0	900.0	100.0
1	Ellipsoid		359436.3	5359230.9	-132.5	-64.9	0.5	3.4	0.0405	1450.8	2199.4	188.3



Model Plan View  
1:50000

Southern Geoscience Consultants		
STONEHENGE METALS LIMITED		
STONEHENGE/SWEENYS PROSPECT Forward Modelled Mag Profiles		
Map Reference: GDA94/MGA Zone 55		
Author:	Original scale: 1:10000	Report No.:
Drawn by: J Carew	Date: 29 August 2007	Plan No.: