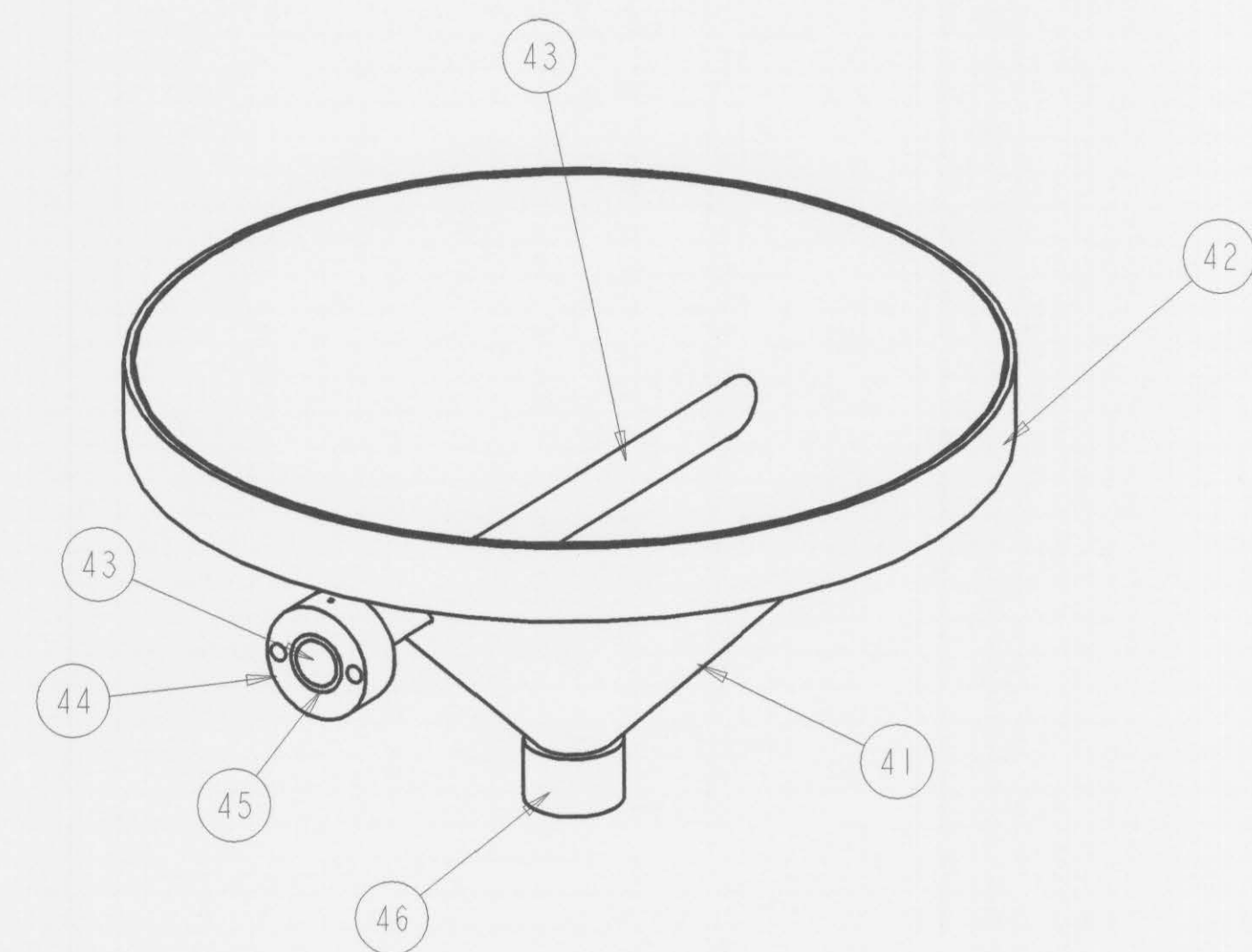
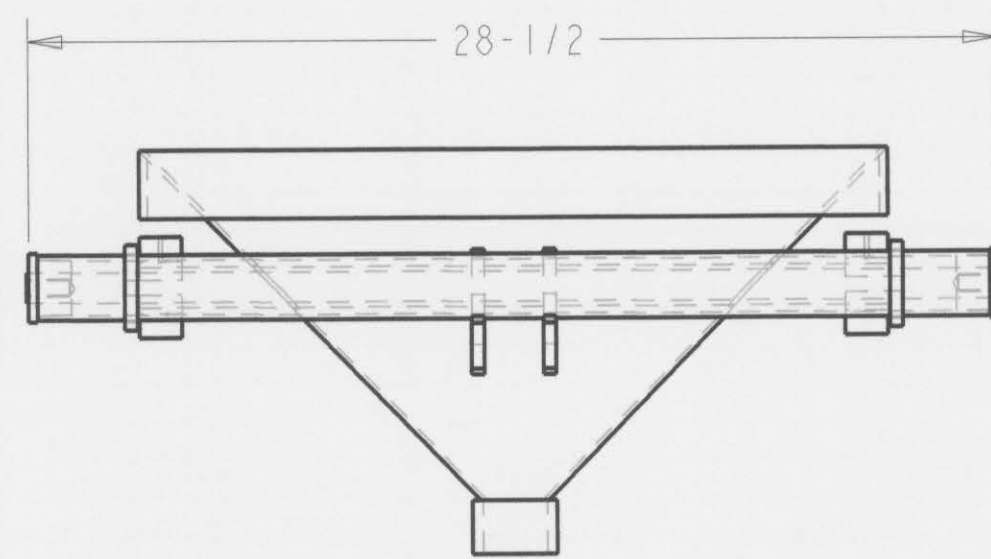
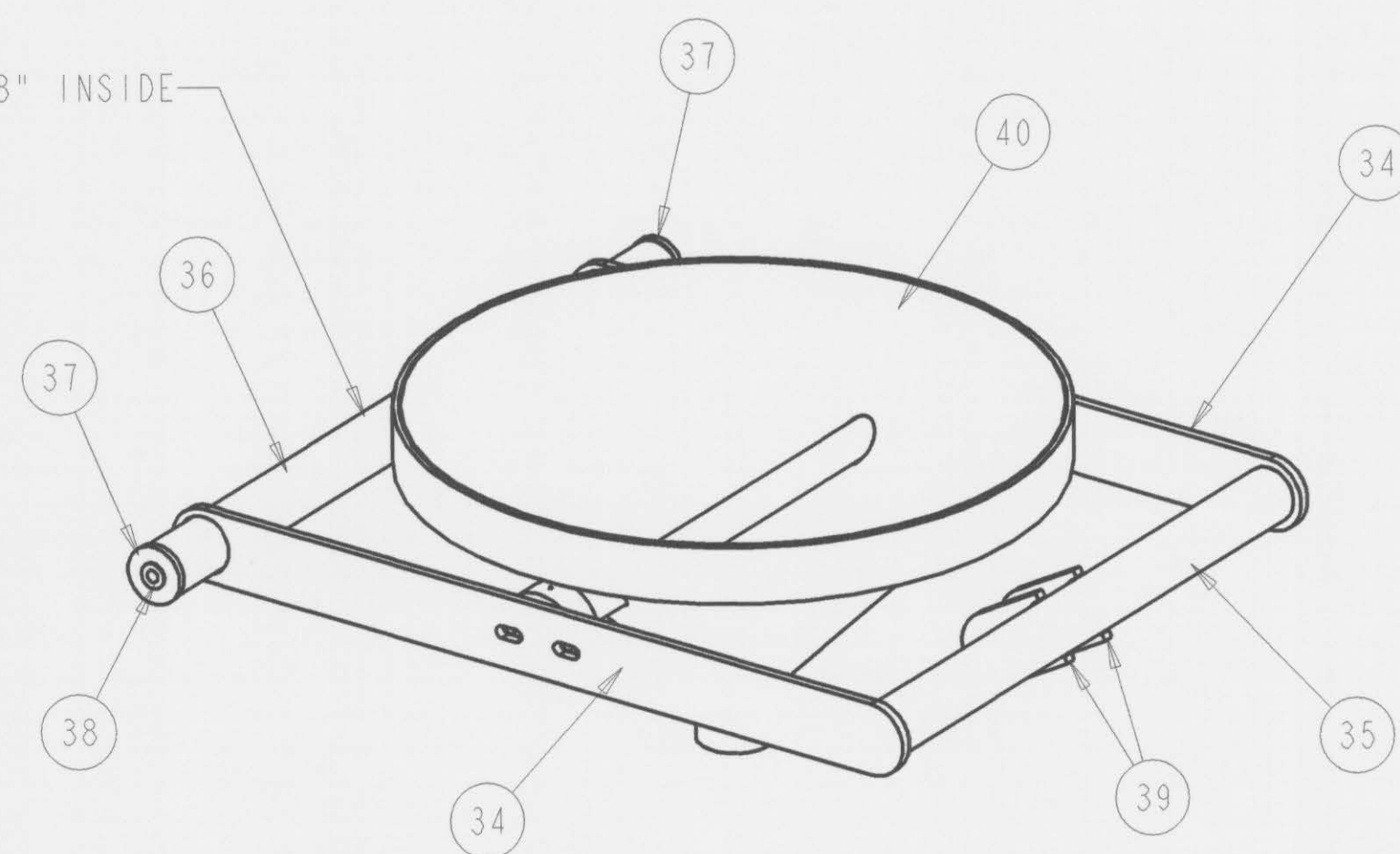
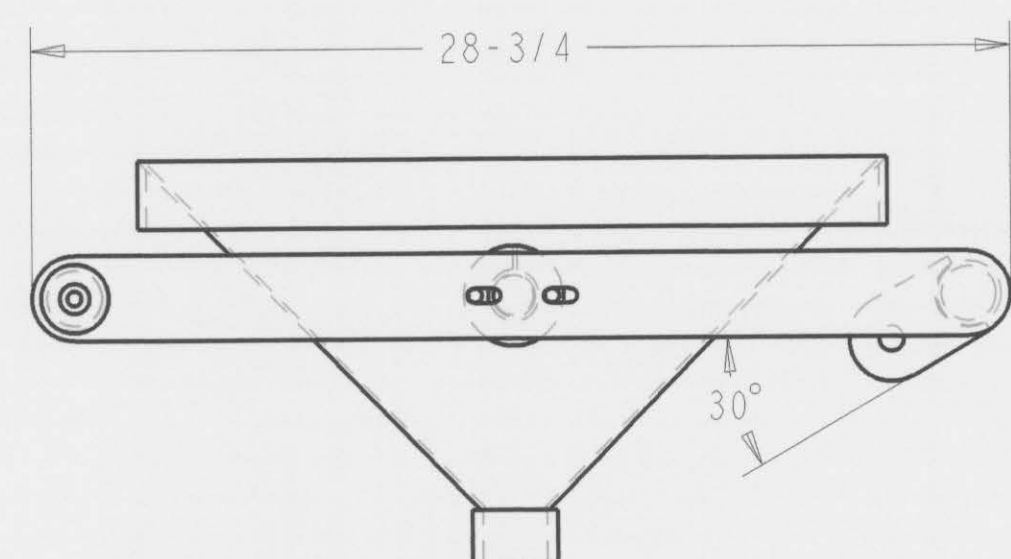


3 - 145-WBEAM\_CONE.ASM



40 - 130-LOWER\_CONE.ASM

46	1	1-1/2" COUPLING	
45	2	BRASS BUSHING 1-1/2" OD X 1-3/16" ID X 1-1/4"	
44	2	2-15/16" CRS X 1-1/4"	7
43	1	1-3/16" CRS X 22"	7
42	1	1/4" F BAR X 2" X 69-1/8" FLAT	7
41	1	10 GA BOTTOM CONE (FLAT LAYOUT ON PAGE 10)	7, 10
40	1	LOWER CONE ASSEMBLY	6
39	2	3/8" X F BAR X 2-1/2" X 3-7/8"	7
38	2	7/8" CRS X 28-5/8"	7
37	1	BRASS BUSHING 2" OD X 7/8" ID X 1-1/4"	7
36	1	1-1/2" SCH 40 PIPE X 28"	7
35	1	1-1/2" SCH 40 PIPE X 22-1/8"	7
34	2	3/8" F BAR X 2-1/2" X 28-3/4"	7
3	1	WALKING BEAM AND LOWER CONE ASSEMBLY	6
ITEM	QTY	DESCRIPTION - MATERIAL	REF DRAWING
<div> <div> <small>THIS DRAWING IS PROTECTED BY U.S. COPYRIGHT LAW. ANY REPRODUCTION WITHOUT WRITTEN CONSENT OF GOLDFIELD INTERNATIONAL IS PROHIBITED.</small> </div> <div> <b>GOLDFIELD INTERNATIONAL</b> </div> </div> <div> <div> <b>APPROVALS</b>  <small>DRAWN</small> J POTTER  <small>ENGINEER</small>  <small>RELEASE TO PROD</small>  <small>REV REL</small>  <small>OTHER</small> </div> <div> <small>DATE</small> 06/20/06  <small>DATE</small>  <small>DATE</small>  <small>DATE</small> </div> <div> <small>TITLE</small> WALKING BEAM LOWER CONE AND MOTOR MOUNT  <small>SYSTEM</small> 24" ROUND JIG  <small>REV</small>  <div> <small>REV</small> 24#3-100-FINAL  <small>REV</small> P VAN DIEMAN  <small>REV</small> 2007 </div> <div> <small>SCALE</small>  <small>PAGE</small> 6  <small>OF</small> 10 </div> <div> <small>SIZE</small> D  <small>SUPERSEDES</small> </div> </div> </div>			