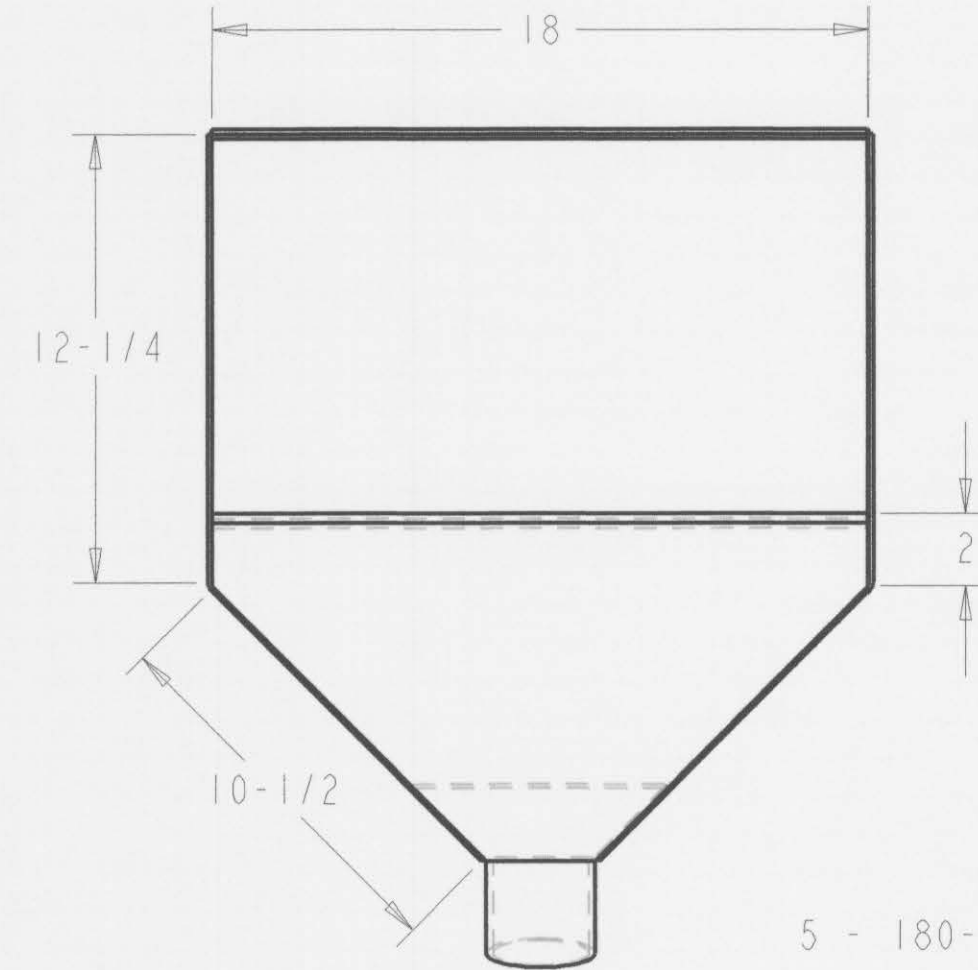
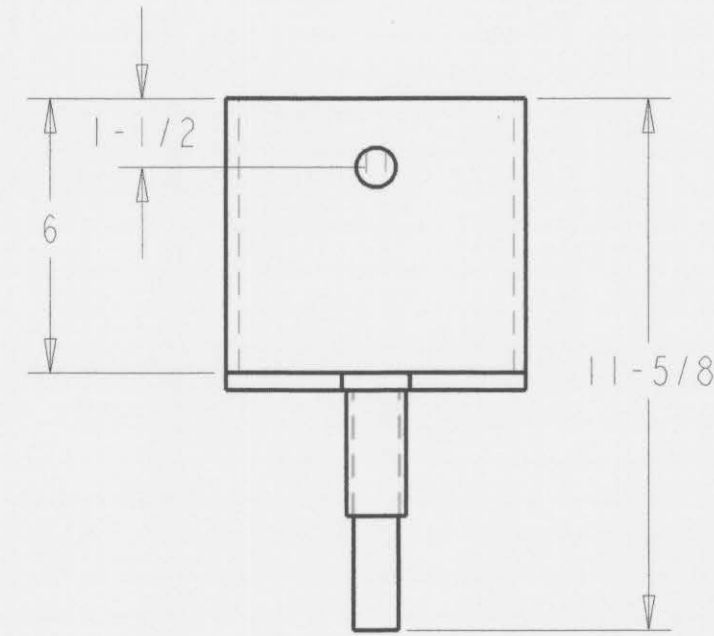
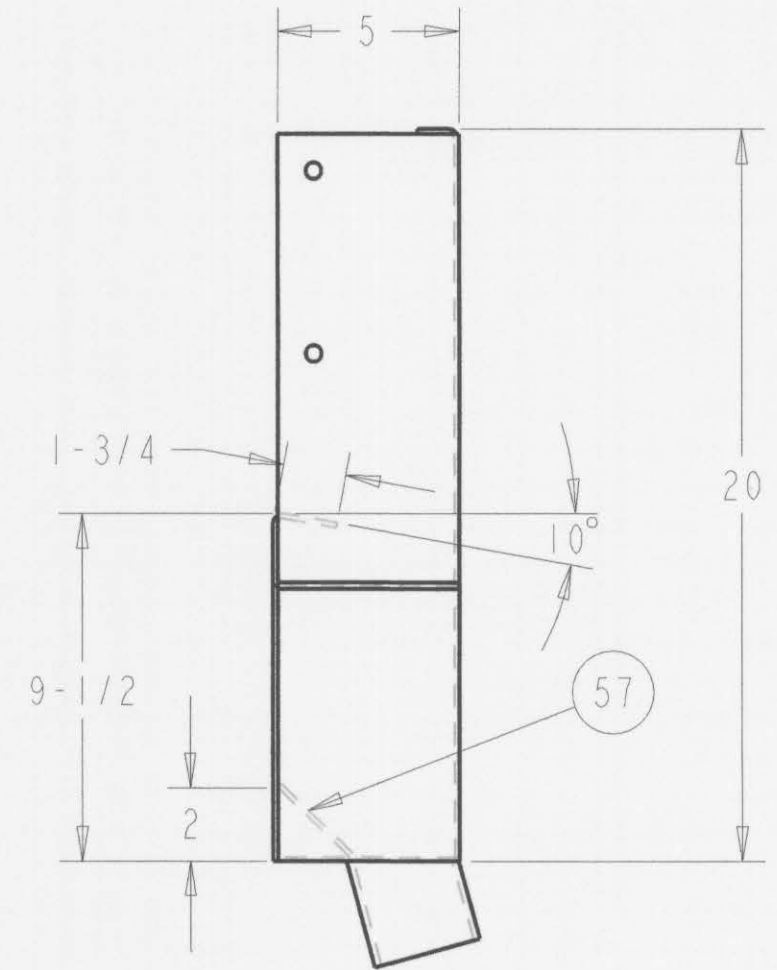


4 - 170-POT.ASM



5 - 180-TAIL_CHUTE.ASM



58	1	3" HALF HOSE MENDER CUT AT 15°	9
57	1	10 GA X 7" X 2-7/8"	
56	1	10 GA X 11-1/8" X 18"	9
55	1	10 GA X 23" X 5"	9
54	1	10 GA X 23" X 5"	9
53	1	10 GA X 21" X 18"	9
52	2	3/8" F BAR X 1-1/2" X 2-9/16"	9
51	1	3/8" F BAR X 1-1/2" X 6-5/8"	9
50	1	1" SCH 40 PIPE X 2-3/4"	9
49	1	1" SCH 40 PIPE X 5-1/4"	9
48	2	7/8" CRS X 10-1/2"	9
47	1	6" SCH 40 PIPE X 6"	9
5		TAIL CHUTE ASSEMBLY	8
4		DISTRIBUTION POT ASSEMBLY	8
ITEM	QTY	DESCRIPTION - MATERIAL	REF DRAWING

THIS DRAWING IS PROTECTED BY U.S. COPYRIGHT LAW. ANY REPRODUCTION WITHOUT WRITTEN CONSENT OF GOLDFIELD INTERNATIONAL IS PROHIBITED.		GOLDFIELD INTERNATIONAL	
APPROVALS	DATE	TAIL CHUTE AND DISTRIBUTION POT	
DRAWN J POTTER	06/21/07	24" ROUND JIG	
ENGINEER			
RELEASE TO PROD			
REV REL		REV 24" - 100-FINAL	SCALE 1" = 10"
OTHER		REV VAN DIEMAN	SIZE D
		REV 2007	PAGE 8 OF 10
			SUPERSEDED