


VR001 - C SEAM

00m
1.0m
2.0m
3.0m
4.0m



HVC001

HVC002

HVC003

HVC004

HVC005

HVC006

HVC007

Ash %	Volatile %	SE (Kcal/kg)	S %	Moisture %	RD t/m3
-------	------------	--------------	-----	------------	---------

Ash %	Volatile %	SE (Kcal/kg)	S %	Moisture %	RD t/m3
65.1	9.5	1400	0.01	8.3	2.07

59.6	13.7	1898	0.07	7.4	1.93
------	------	------	------	-----	------

47.4	14.6	3282	0.08	7.0	1.80
------	------	------	------	-----	------

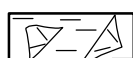
58.7	12.9	1940	0.05	7.6	1.95
------	------	------	------	-----	------

53.0	16.4	2840	0.10	5.3	1.86
------	------	------	------	-----	------


38.6	18.6	4018	0.11	5.2	1.73
------	------	------	------	-----	------

52.2	17.3	2884	0.10	5.5	1.89
------	------	------	------	-----	------

LEGEND




Dolerite Talus



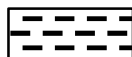
Grey, Brown, Cream Mudstone or Claystone (Including Tonsteins)



Dirt Bands (Including Tonsteins)




Dolerite



Carbonaceous Mudstone



Coal Interbedded With Carbonaceous Mudstone



Lithic Sandstone



Coal



Core Loss