

VR001 - C SEAM

Ash %	Volatile %	SE (Kcal/kg)	S %	Moisture %	RD t/m3
-------	------------	--------------	-----	------------	---------

4.0m

5.0m

6.0m

7.0m

379.87

380.18

380.77

381.00

HVC007

HVC008

HVC009

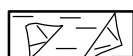
Ash % Volatile % SE (Kcal/kg) S % Moisture % RD t/m3

52.2	17.3	2884	0.10	5.5	1.89
------	------	------	------	-----	------


42.4	21.0	4168	0.17	4.8	1.77
------	------	------	------	-----	------

52.2	20.5	3014	0.32	4.2	1.88
------	------	------	------	-----	------

LEGEND



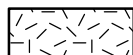
Dolerite Talus




Grey, Brown, Cream Mudstone or Claystone (Including Tonsteins)



Dirt Bands (Including Tonsteins)



Dolerite



Carbonaceous Mudstone




Coal Interbedded With Carbonaceous Mudstone



Lithic Sandstone



Coal



Core Loss