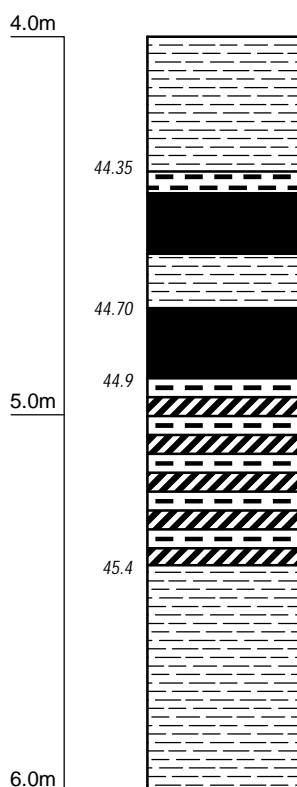

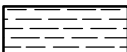









VR002 - A SEAM

Ash %	Vols %	SE mj/kg	S %	In. Moist %	RD t/m3
-------	--------	----------	-----	-------------	---------



LEGEND

	Dolerite Talus		Grey, Brown, Cream Mudstone or Claystone (Including Tonsteins)		Dirt Bands (Including Tonsteins)
	Dolerite		Carbonaceous Mudstone		Coal Interbedded With Carbonaceous Mudstone
	Lithic Sandstone		Coal		Core Loss