

# VR002 - C SEAM

00m

1.0m

2.0m

3.0m

4.0m

4.5m

88.37

88.71

88.81

89.11

89.31

89.59

89.79

89.99

90.1

90.17

90.65

90.9

91.55

91.62

91.92

92.06

HVC046

HVC047

HVC048

HVC049

HVC050

HVC051

HVC052

Ash %	Volatile %	SE (Kcal/kg)	S %	Moisture %	RD t/m3
-------	------------	--------------	-----	------------	---------

Ash %	Volatile %	SE (Kcal/kg)	S %	Moisture %	RD t/m3
28.9	23.6	5070	0.42	5.9	1.55

67.6	13.9	1260	0.11	5.1	2.09
------	------	------	------	-----	------

21.4	29.2	5824	0.51	5.2	1.48
------	------	------	------	-----	------

45.6	19.0	3674	0.29	5.0	1.74
------	------	------	------	-----	------

36.9	22.2	4270	0.28	5.1	1.65
------	------	------	------	-----	------

34.9	23.2	4484	0.39	5.4	1.61
------	------	------	------	-----	------

37.3	19.5	4244	0.24	5.6	1.67
------	------	------	------	-----	------

Ash %	Volatile %	SE (Kcal/kg)	S %	Moisture %	RD t/m3
-------	------------	--------------	-----	------------	---------

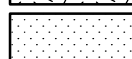
## LEGEND




Dolerite Talus




Dolerite



Lithic Sandstone



Grey, Brown, Cream  
Mudstone or Claystone  
or Claystone Tonsteins)



Carbonaceous Mudstone




Coal



Dirt Bands  
(Including Tonsteins)



Coal Interbedded With  
Carbonaceous Mudstone



Core Loss