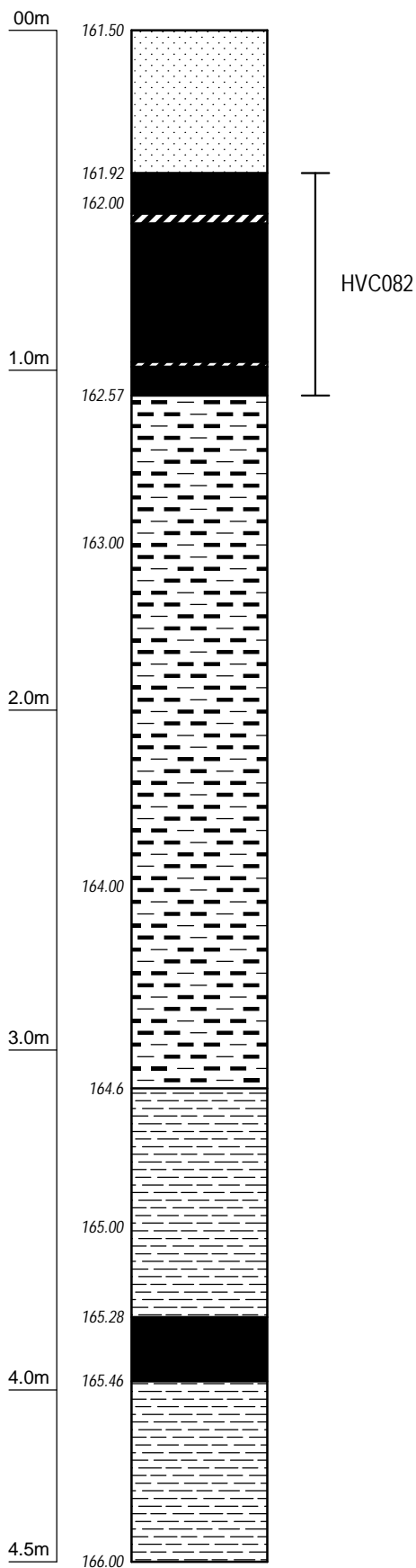


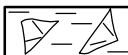








# VR003 - F SEAM

Ash %	Volatile %	SE (Kcal/kg)	S %	Moisture %	RD t/m3
-------	------------	--------------	-----	------------	---------



Ash %	Volatile %	SE (Kcal/kg)	S %	Moisture %	RD t/m3
34.2	23.1	4752	0.44	5.7	1.56

## LEGEND

-  Dolerite Talus
-  Dolerite
-  Lithic Sandstone
-  Grey, Brown, Cream Mudstone or Claystone (Including Tonsteins)
-  Carbonaceous Mudstone
-  Coal
-  Dirt Bands (Including Tonsteins)
-  Coal Interbedded With Carbonaceous Mudstone
-  Core Loss